



US00D396494S

**United States Patent** [19]  
**Carlson et al.**

[11] **Patent Number:** **Des. 396,494**  
[45] **Date of Patent:** **\*\*Jul. 28, 1998**

[54] **SHEET DISPENSER**

[75] **Inventors:** **Casey L. Carlson, Edina; Daniel E. Siltberg, White Bear Township, both of Minn.**

[73] **Assignee:** **Minnesota Mining and Manufacturing Company, St. Paul, Minn.**

[\*\*] **Term:** **14 Years**

[21] **Appl. No.:** **75,777**

[22] **Filed:** **Aug. 22, 1997**

**Related U.S. Application Data**

[62] **Division of Ser. No. 55,990, Jun. 19, 1996, Pat. No. Des. 387,806.**

[51] **LOC (6) Cl.** ..... **19-02**

[52] **U.S. Cl.** ..... **D19/92; D19/86; D19/95**

[58] **Field of Search** ..... **D19/65, 67-69, D19/75, 76, 78, 86, 90, 91, 92, 95, 99, 100; D6/515, 518; 206/215, 449, 555, 557; 211/13, 50, 126; 221/35, 36, 45, 46, 33, 47-49, 51, 52, 56-61, 63, 197, 281, 282**

[56] **References Cited**

**U.S. PATENT DOCUMENTS**

D. 145,877 11/1946 Tucker ..... D19/92 X

D. 308,077	5/1990	Gecchelin	.....	D19/90
D. 332,968	2/1993	Peersmann	.....	D19/75 X
D. 342,095	12/1993	Peersmann	.....	D19/78
D. 357,941	5/1995	Davis	.....	D19/92
D. 358,846	5/1995	Kirchhoff et al.	.....	D19/92 X
D. 387,806	12/1997	Carlson et al.	.....	D19/86
2,462,789	2/1949	Trollen	.....	206/449
5,167,346	12/1992	Bodziak	.....	221/63

*Primary Examiner*—Martie Thompson  
*Attorney, Agent, or Firm*—William L. Huebsch

[57] **CLAIM**

The ornamental design for a sheet dispenser, as shown and described.

**DESCRIPTION**

FIG. 1 is an isometric view of a sheet dispenser showing our new design;

FIG. 2 is a top plan view of the sheet dispenser;

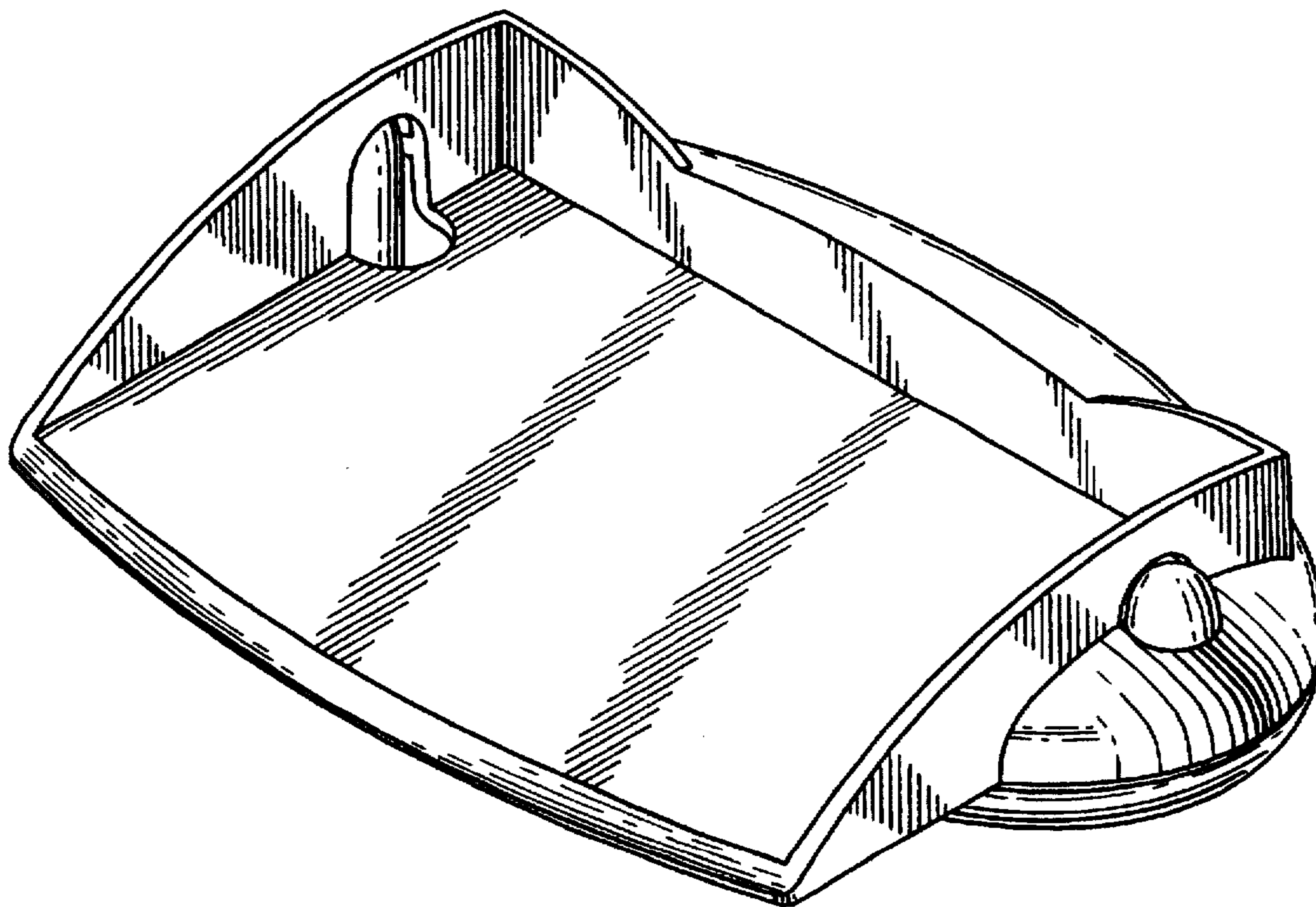
FIG. 3 is a bottom plan view of the sheet dispenser;

FIG. 4 is a front side elevational view of the sheet dispenser;

FIG. 5 is a rear side elevational view of the sheet dispenser; and,

FIG. 6 is a right end elevational view of the sheet dispenser, the left end elevational view being the mirror image thereof.

**1 Claim, 2 Drawing Sheets**



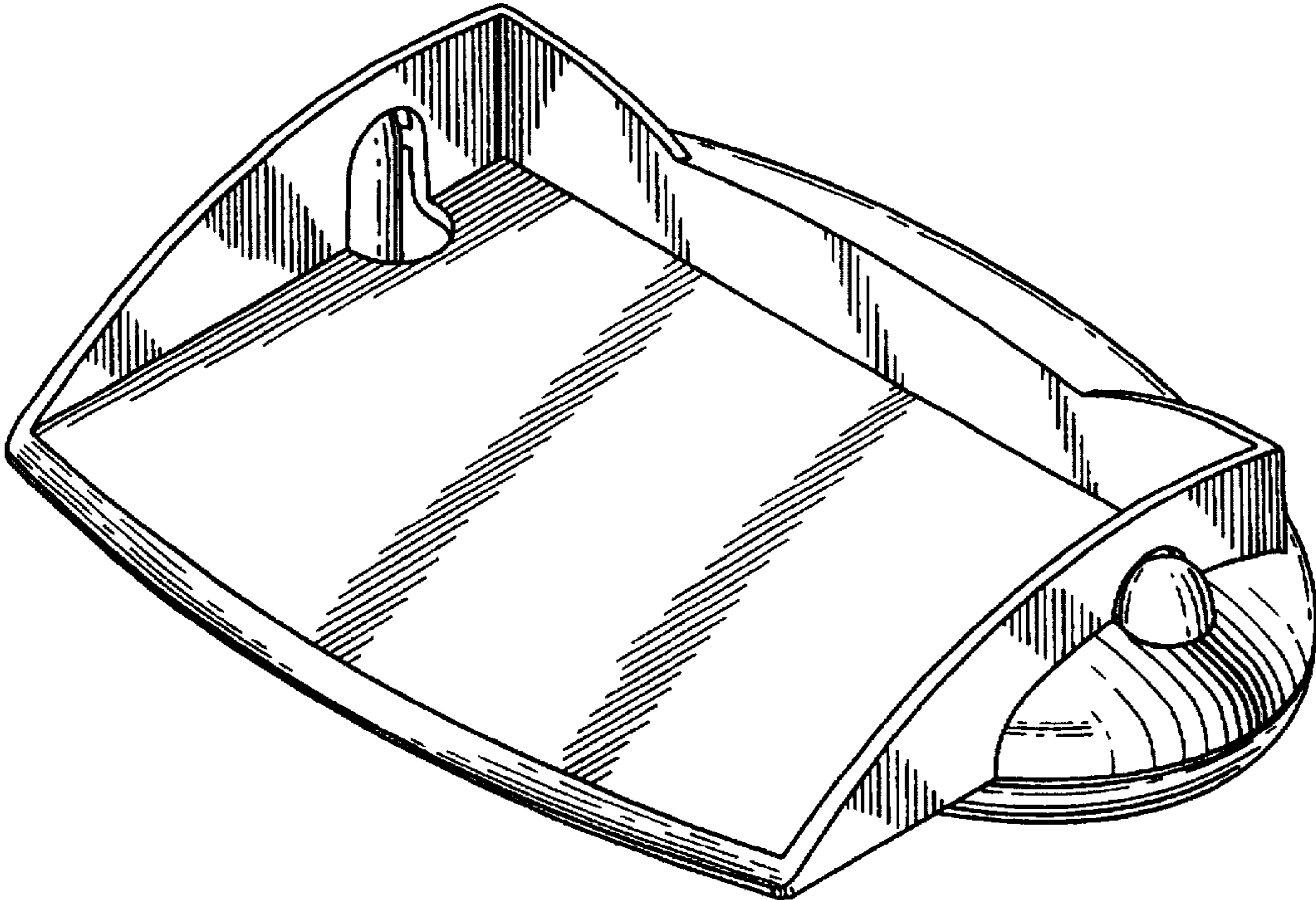


Fig. 1

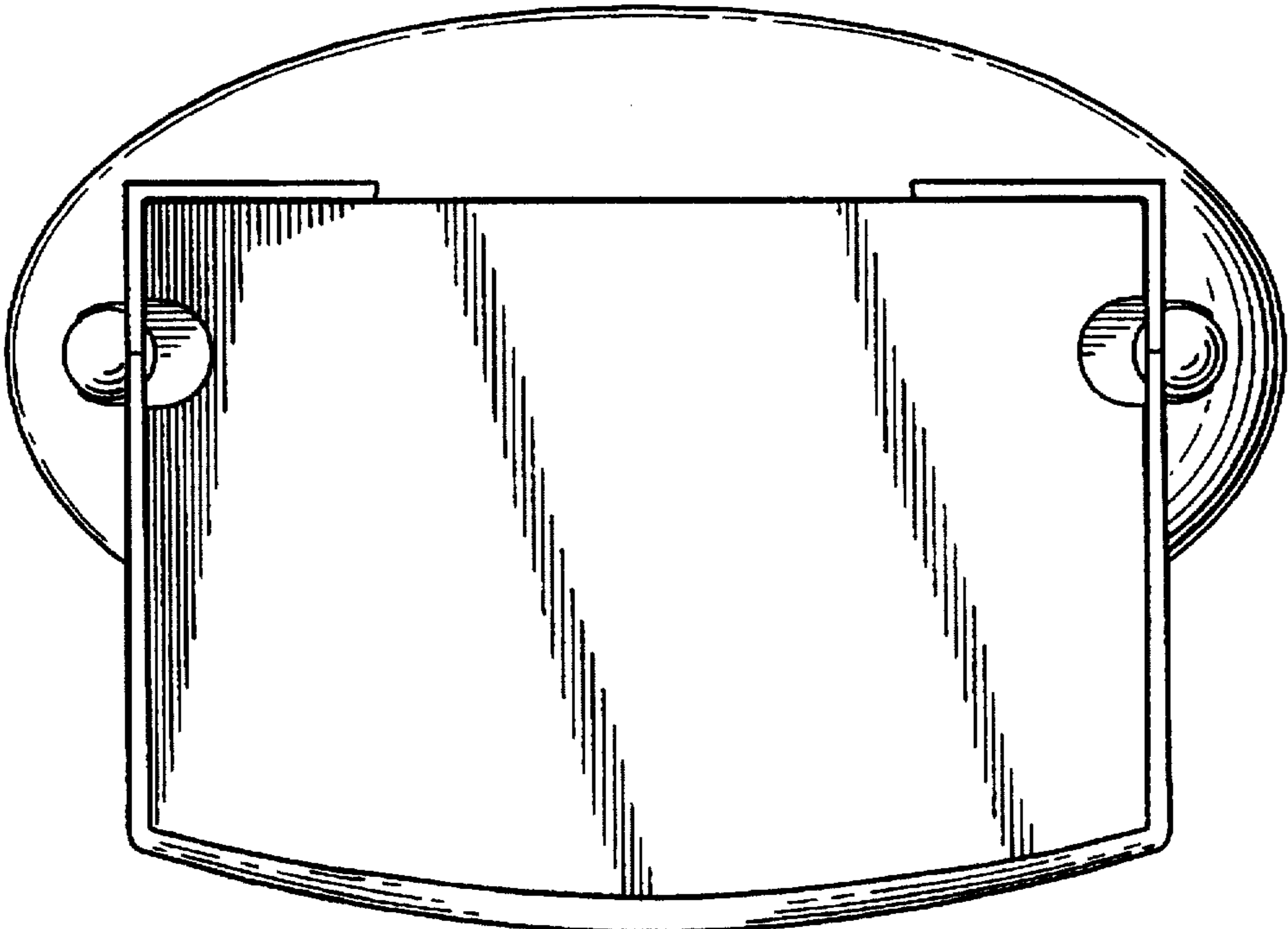


Fig. 2

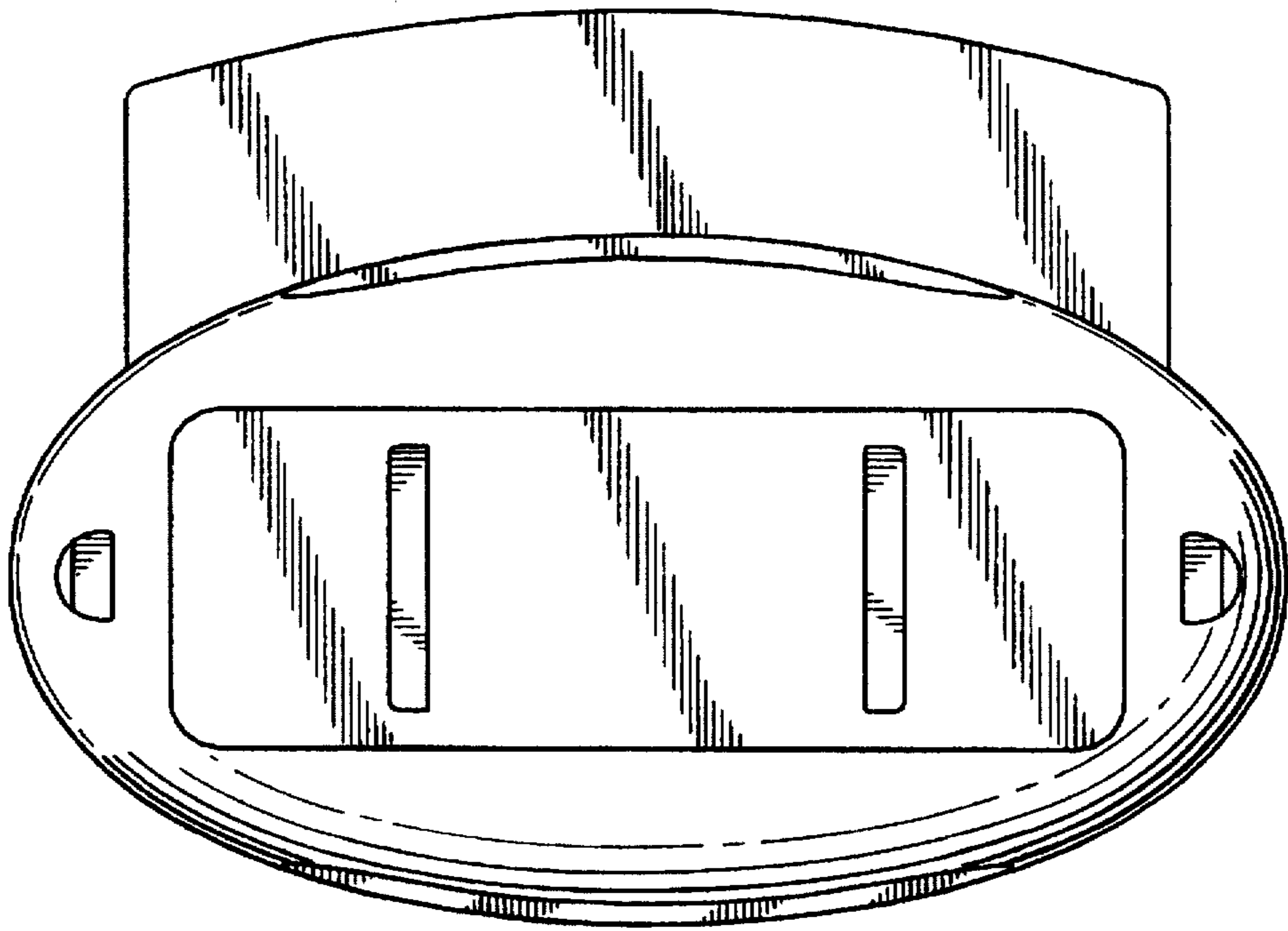


Fig. 3



Fig. 4




Fig. 5

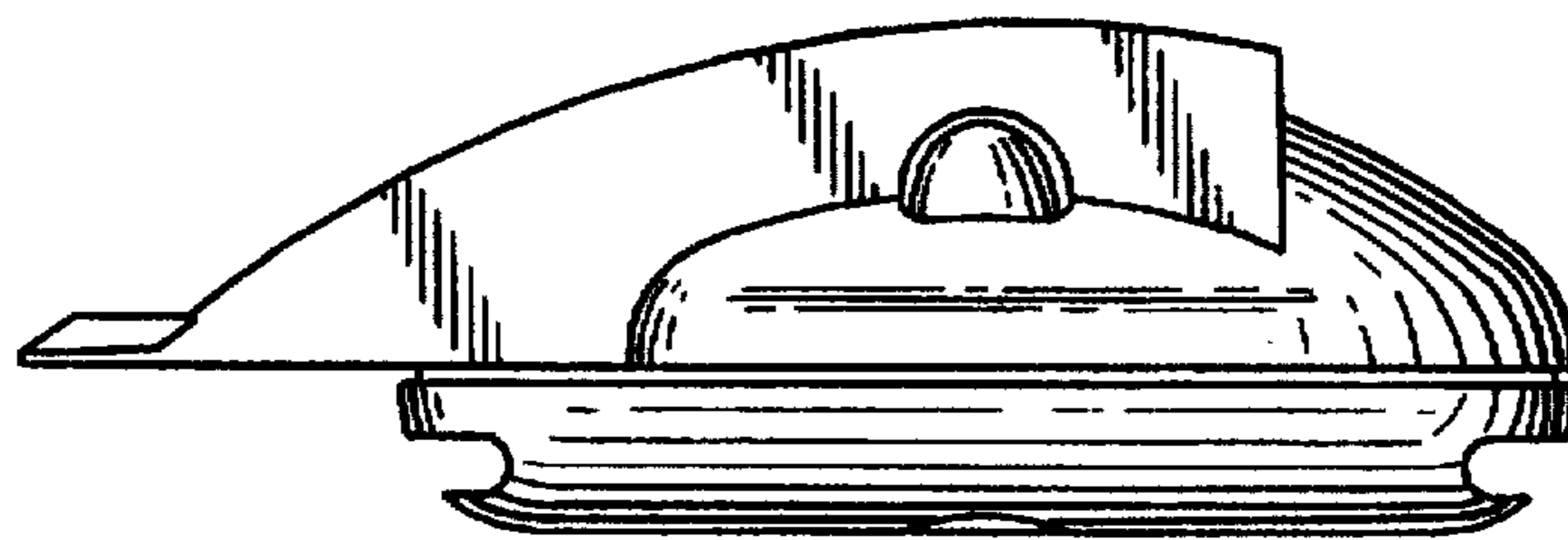


Fig. 6