



US00D396492S

United States Patent [19]

Carlson et al.

[11] Patent Number: **Des. 396,492**

[45] Date of Patent: ****Jul. 28, 1998**

[54] **SHEET DISPENSER**

[75] Inventors: **Casey L. Carlson, Edina; Daniel E. Siltberg, White Bear Township, both of Minn.**

[73] Assignee: **Minnesota Mining and Manufacturing Company, St. Paul, Minn.**

[**] Term: **14 Years**

[21] Appl. No.: **75,776**

[22] Filed: **Aug. 22, 1997**

Related U.S. Application Data

[62] Division of Ser. No. 55,990, Jun. 19, 1996, Pat. No. Des. 387,806.

[51] LOC (6) Cl. **19-02**

[52] U.S. Cl. **D19/86; D6/518; D19/95; D19/92; D19/100**

[58] Field of Search **D6/515, 518; D19/65, D19/67-69, 75, 76, 78, 86, 91, 92, 95, 99, 100; D28/91; 206/215, 557; 211/13, 126; 221/35, 36, 45, 46, 33, 47-49, 51, 52, 56-61, 63, 185, 197, 281, 282**

[56] **References Cited**

U.S. PATENT DOCUMENTS

D. 120,743 5/1940 Petzold D19/86 X

D. 306,462	3/1990	Miles et al.	D6/515
D. 332,968	2/1993	Peersmann	D19/75 X
D. 334,028	3/1993	Tam	D19/86
D. 342,095	12/1993	Peersmann	D19/78
D. 342,096	12/1993	Cornell	D19/86
D. 357,941	5/1995	Davis	D19/92
D. 359,513	6/1995	Carlson	D19/86
D. 387,806	12/1997	Carlson et al.	D19/86
2,371,448	3/1945	Kendig	D28/91 X
5,086,946	2/1992	Blackwell et al.	221/45
5,167,346	12/1992	Bodziak	221/63
5,358,141	10/1994	Carlson et al.	221/185
5,518,144	5/1996	Samuelson et al.	221/33

Primary Examiner—Martie Thompson
Attorney, Agent, or Firm—William L. Huebsch

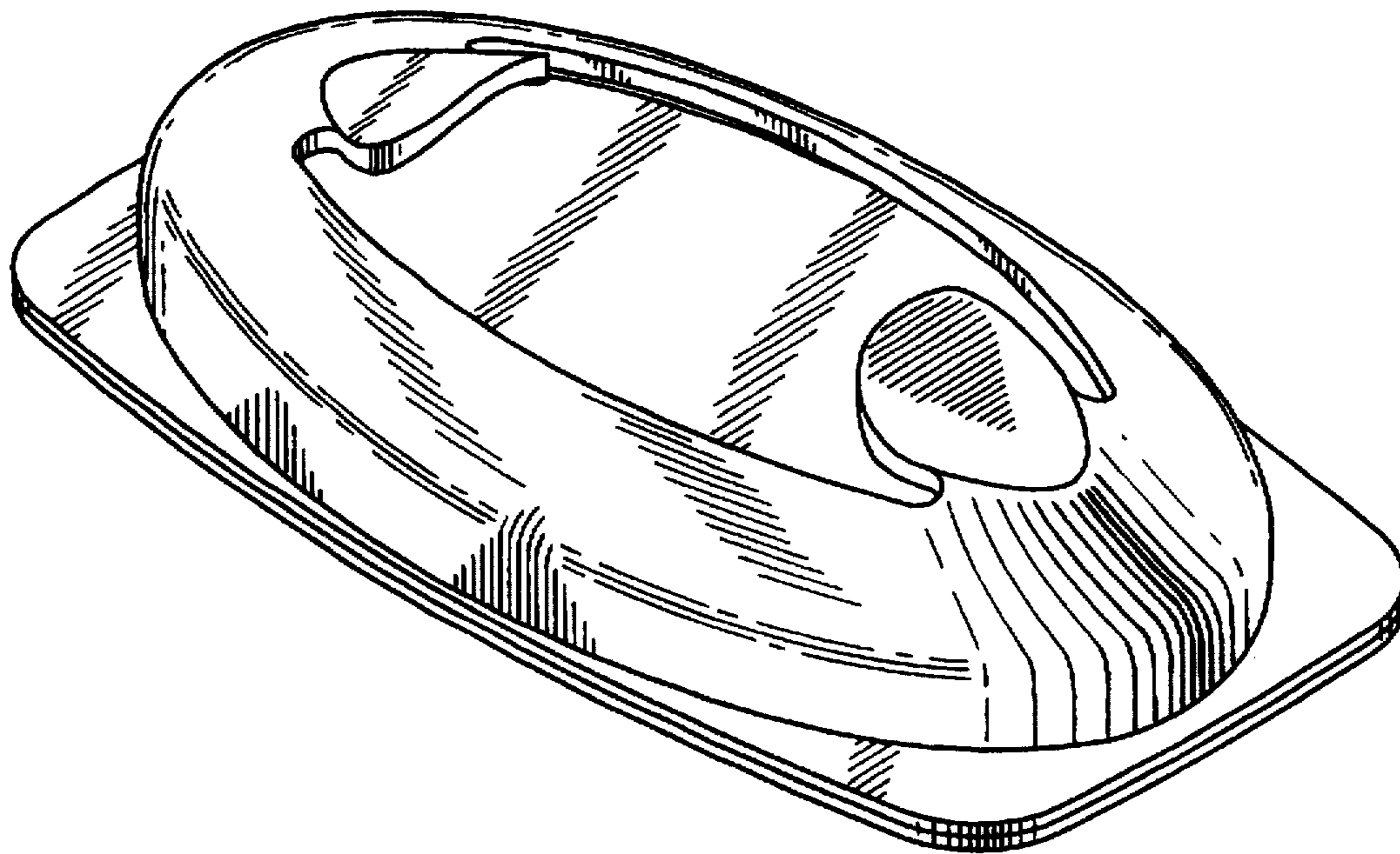
[57] **CLAIM**

The ornamental design for a sheet dispenser, as shown and described.

DESCRIPTION

FIG. 1 is an isometric view of a sheet dispenser showing our new design;
FIG. 2 is a top plan view of the sheet dispenser;
FIG. 3 is a bottom plan view of the sheet dispenser;
FIG. 4 is a side elevational view of the sheet dispenser, the opposite side elevational view thereof being the same; and,
FIG. 5 is an end elevational view of the sheet dispenser, the opposite end elevational view thereof being the same.

1 Claim, 2 Drawing Sheets



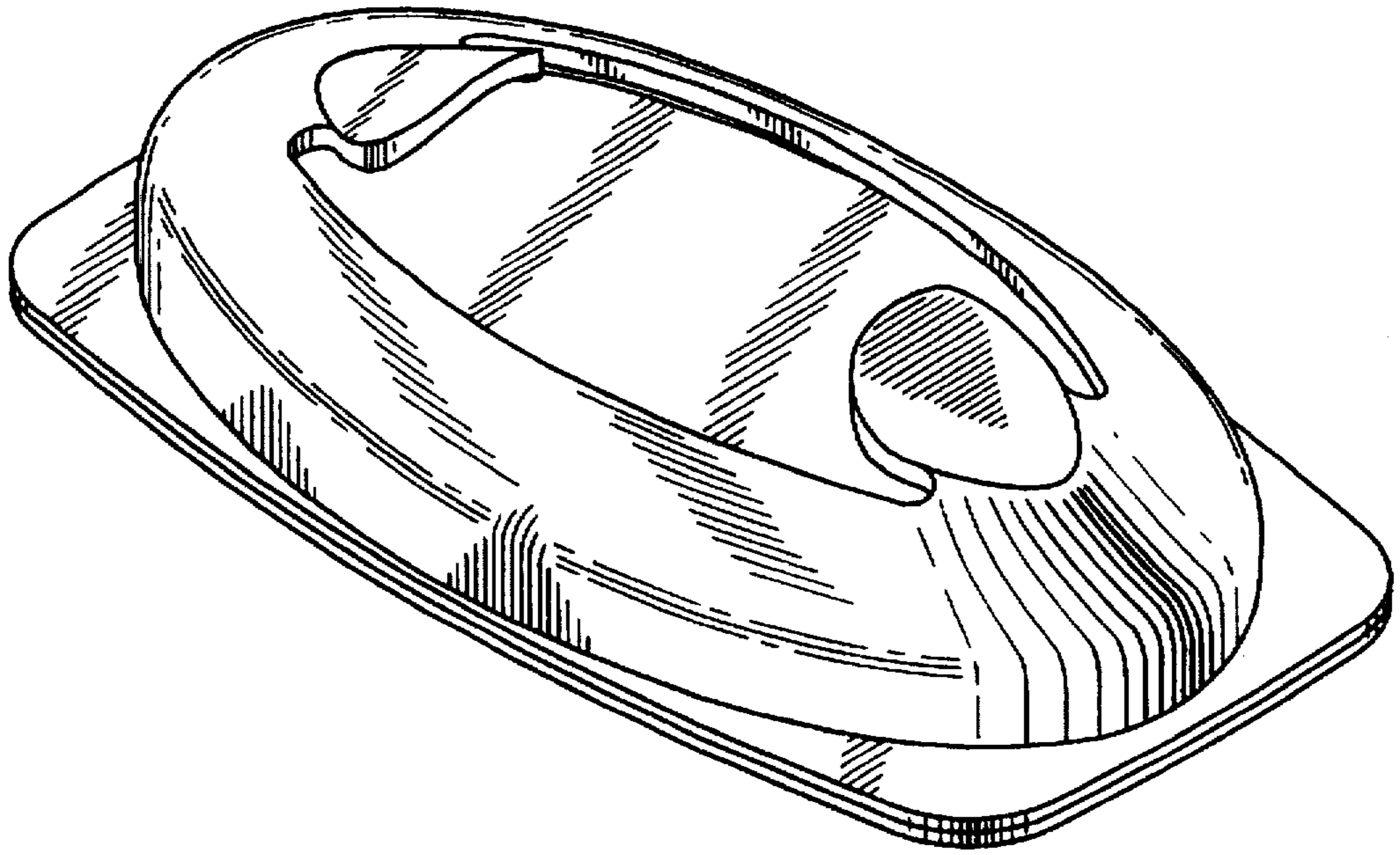


Fig. 1

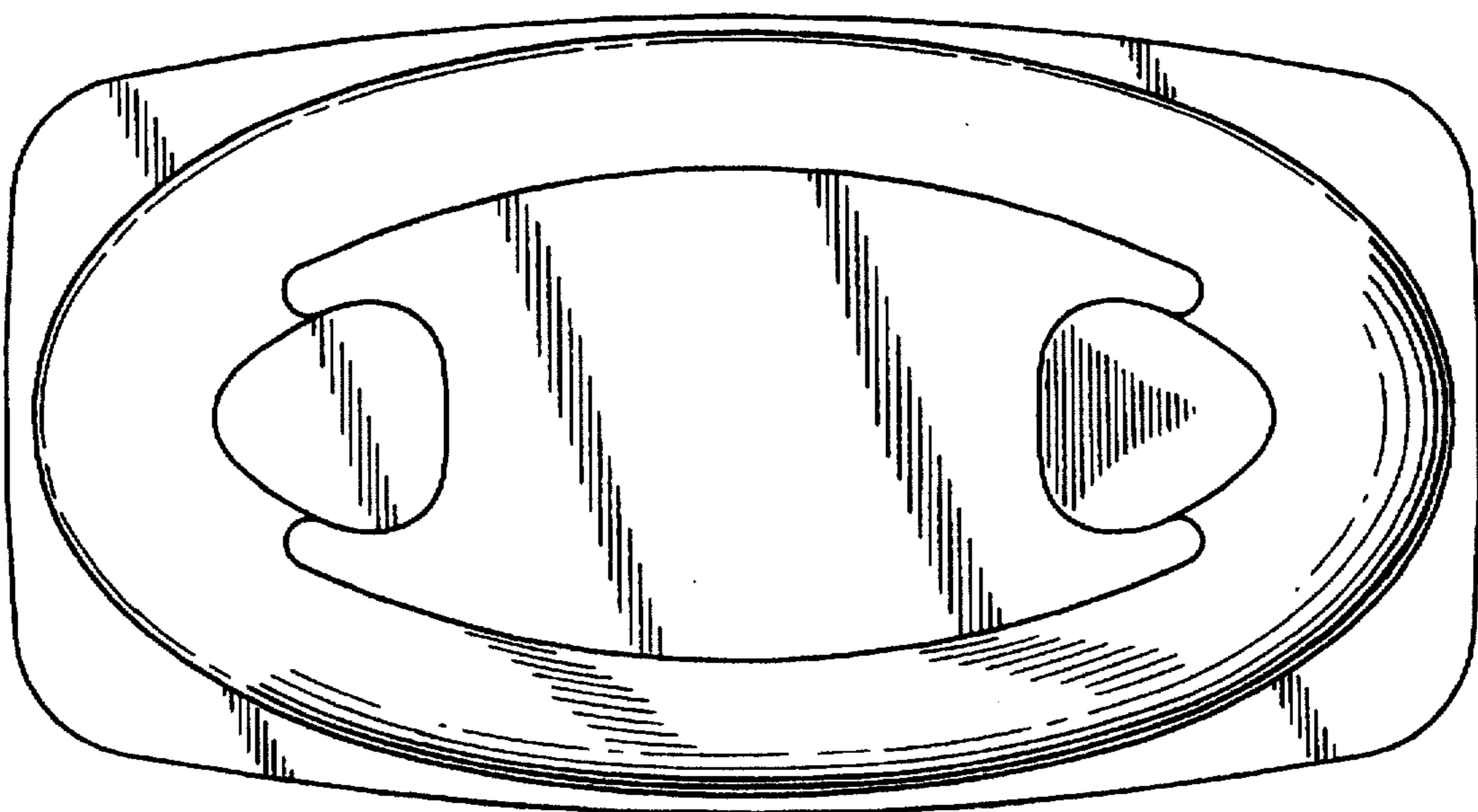


Fig. 2

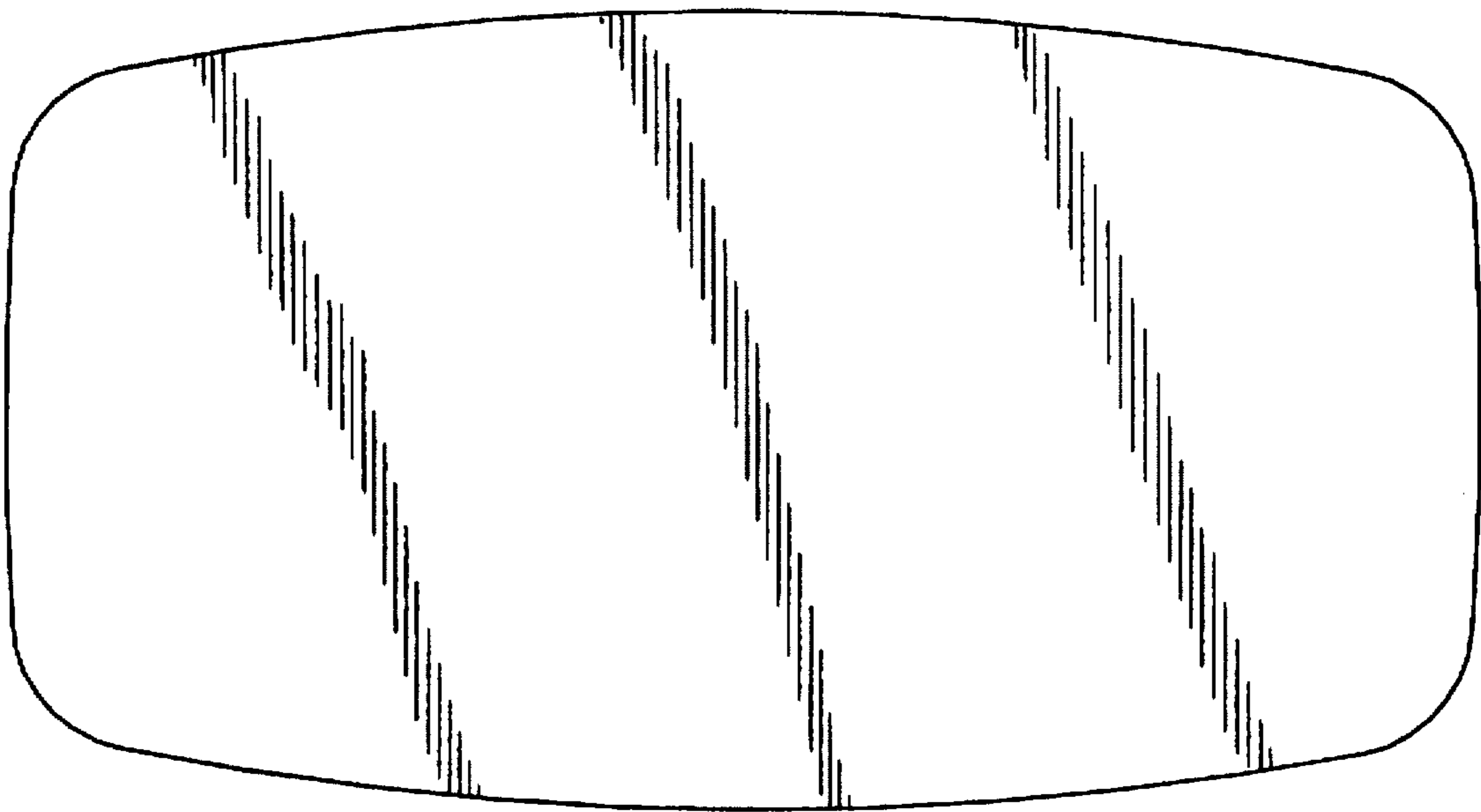


Fig. 3




Fig. 4

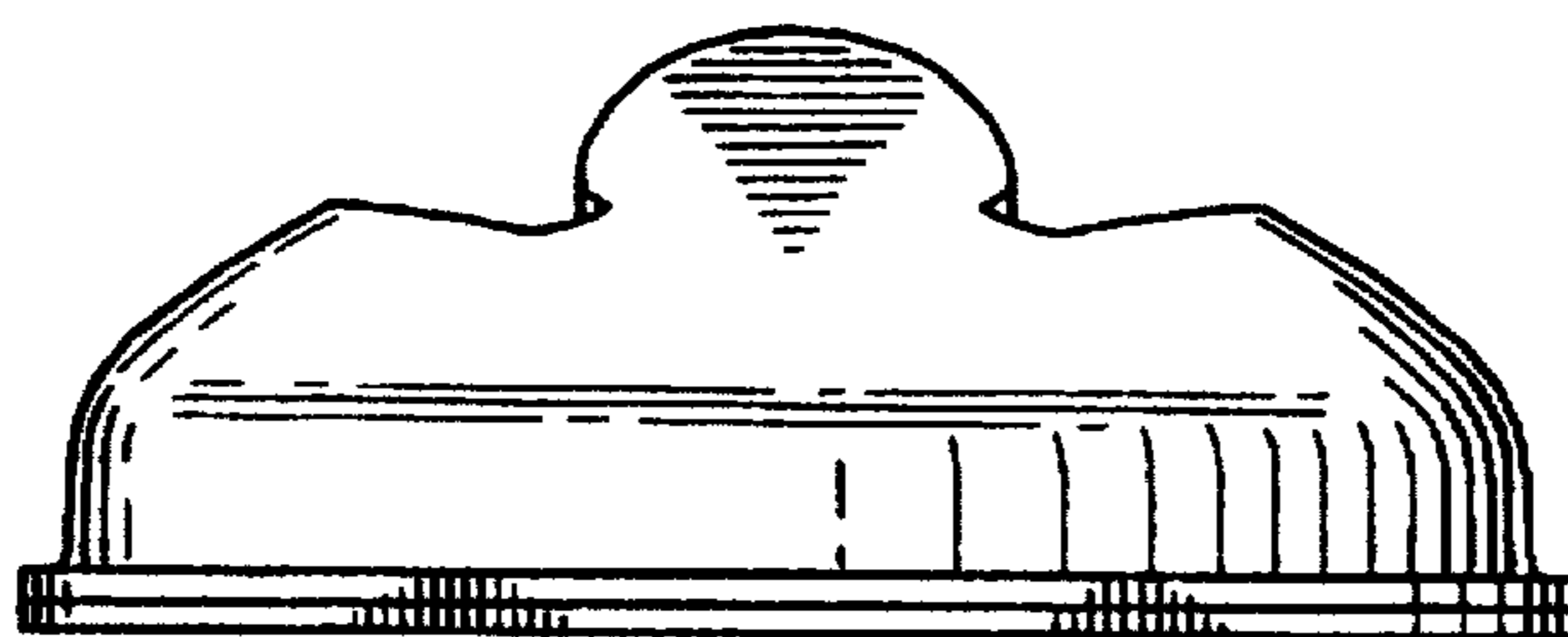


Fig. 5