



US00D396478S

United States Patent [19]
Hubbach

[11] **Patent Number:** **Des. 396,478**
[45] **Date of Patent:** ****Jul. 28, 1998**

[54] **ENGINE COVER**
[75] **Inventor:** **Robert N. Hubbach**, Clarkston, Mich.
[73] **Assignee:** **Chrysler Corporation**, Auburn Hills, Mich.
[**] **Term:** **14 Years**
[21] **Appl. No.:** **74,230**
[22] **Filed:** **Jul. 29, 1997**

D. 216,876 3/1970 Gale et al. D15/31
D. 331,410 12/1992 Binversie et al. D15/4
D. 352,723 11/1994 DeBraal et al. D12/163 X

Primary Examiner—Sandra L. Morris
Assistant Examiner—Nanda Bondade
Attorney, Agent, or Firm—Mark P. Calcaterra

[51] **LOC (6) Cl.** **15-01**
[52] **U.S. Cl.** **D15/5**
[58] **Field of Search** D12/163-166;
D13/112, 184, 199; D15/1-5, 17, 31; 56/320.1,
320.2; 180/89.1, 89.12

[57] **CLAIM**

The ornamental design for an engine cover, as shown and described.

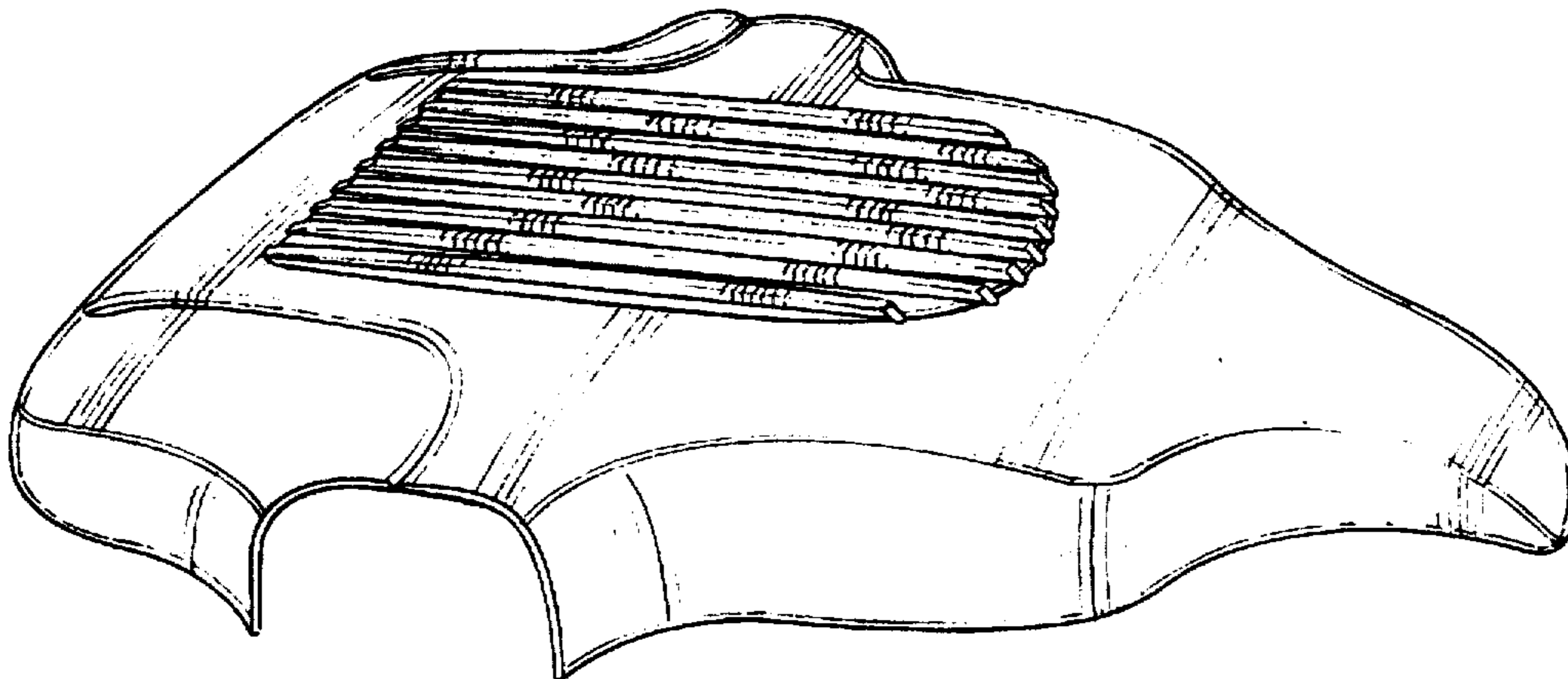
DESCRIPTION

FIG. 1 is a top perspective view illustrating an engine cover constructed in accordance with the teachings of the present invention;
FIG. 2 is a top view thereof;
FIG. 3 is a front thereof;
FIG. 4 is a left side view thereof;
FIG. 5 is a right side view thereof; and
FIG. 6 is a rear view thereof.

[56] **References Cited**
U.S. PATENT DOCUMENTS

D. 155,741 10/1949 Sherman D15/5
D. 174,956 6/1955 Huff D15/17
D. 177,156 3/1956 Topp D15/17

1 Claim, 2 Drawing Sheets



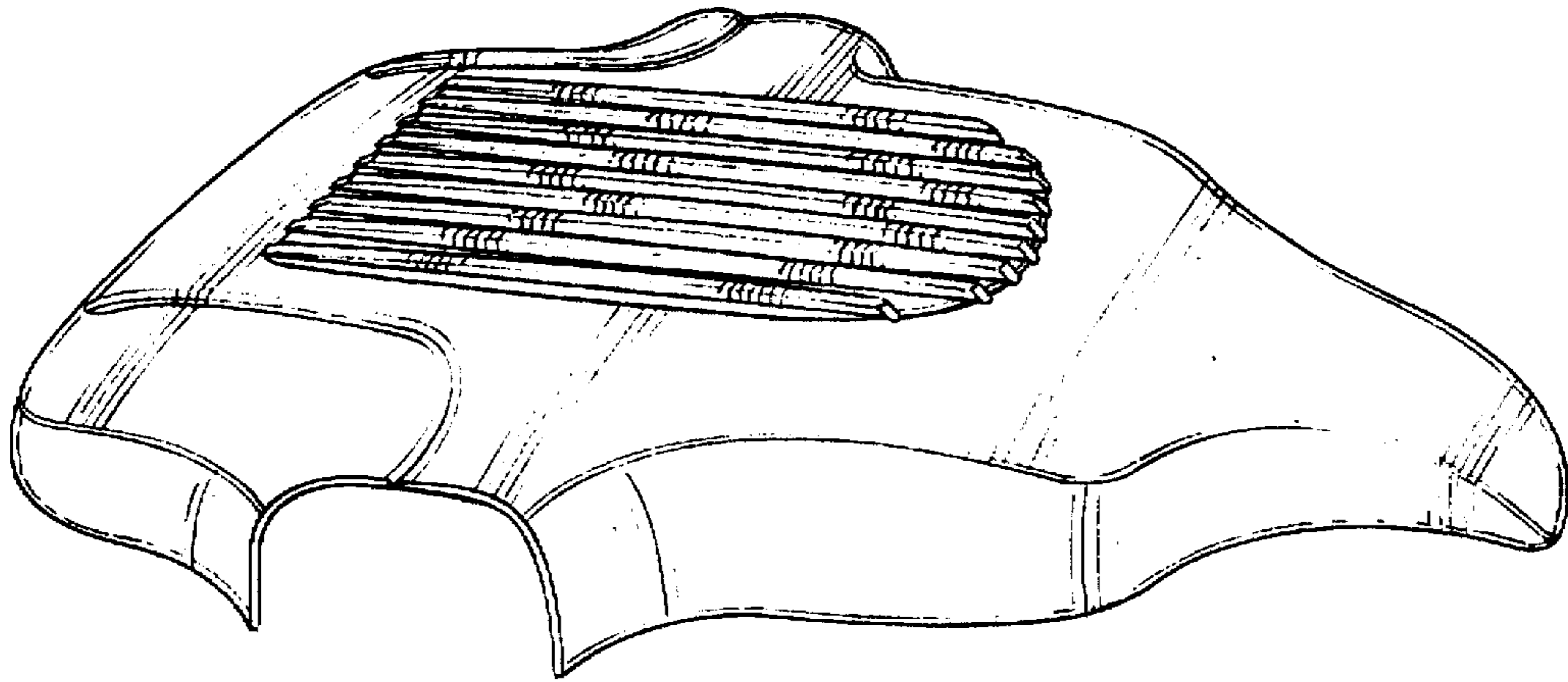


FIG-1

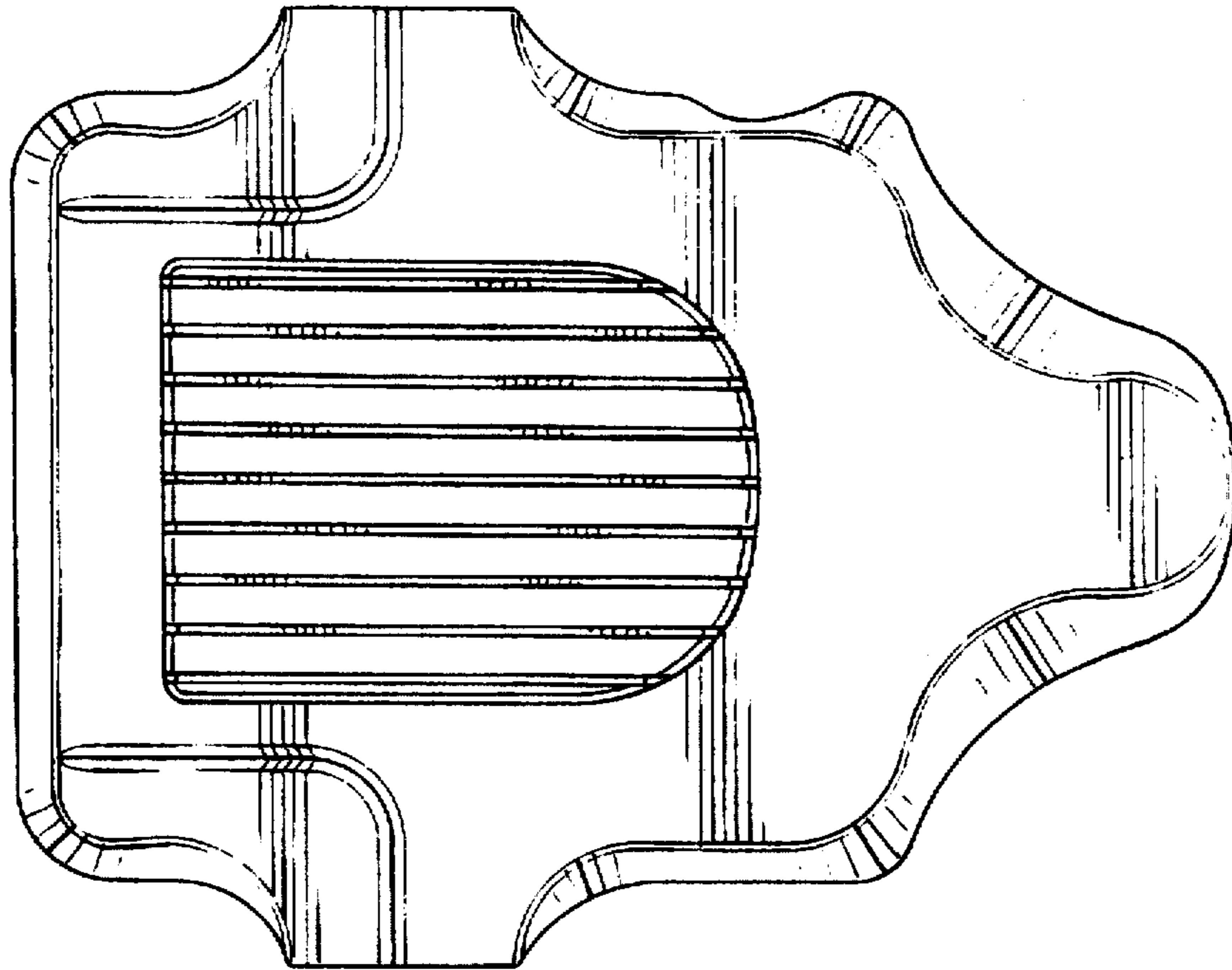


FIG-2

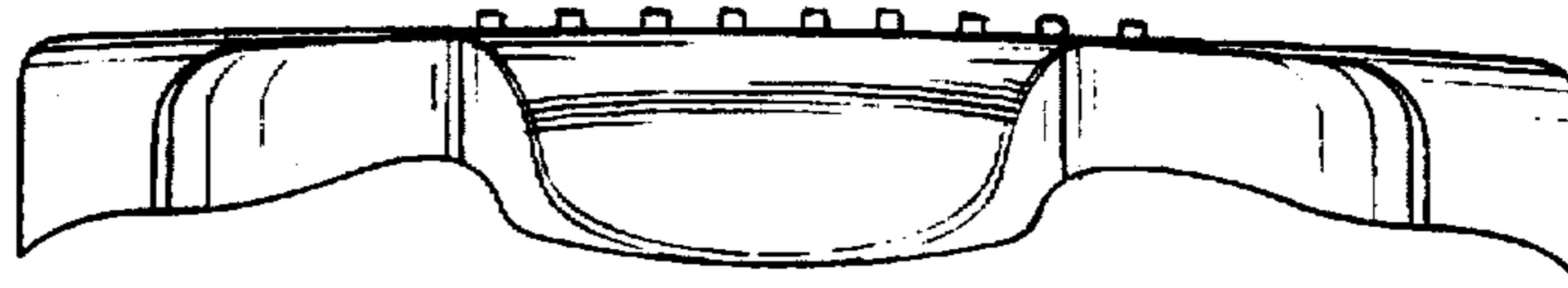


FIG - 3

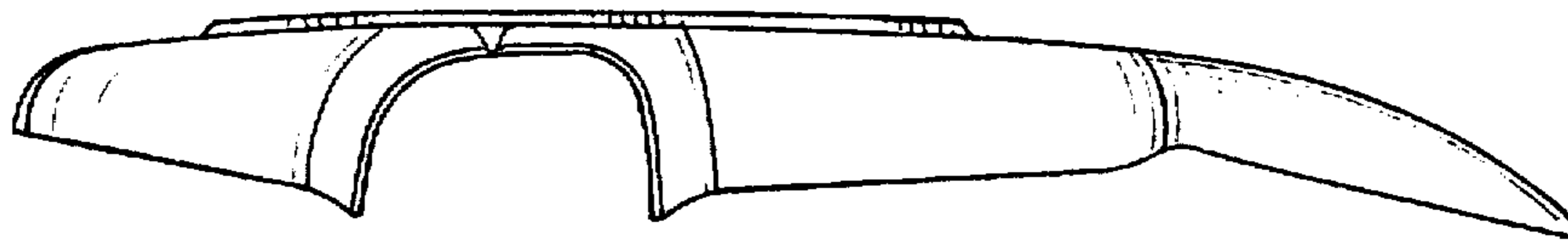


FIG - 4

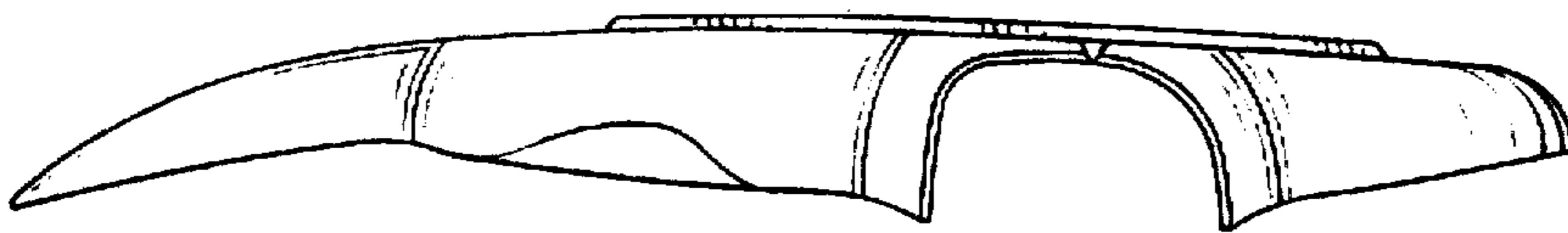


FIG - 5




FIG - 6