



US00D396461S

United States Patent [19]

[11] Patent Number: Des. 396,461

Su

[45] Date of Patent: **Jul. 28, 1998

[54] **COMPUTER FRONT PANEL**

D. 371,351 7/1996 Lai D14/115
D. 381,327 7/1997 Su D14/115

[76] Inventor: **Steven Su**, 6F. No. 12, Alley 1, Lane 1,
Sec. 1, Yung-An S. Rd., Lu-Cho, Taipei,
Taiwan

Primary Examiner—Freda Nunn
Attorney, Agent, or Firm—Bacon & Thomas

[**] Term: **14 Years**

[57] **CLAIM**

[21] Appl. No.: **75,189**

The ornamental design for a computer front panel, as shown and described.

[22] Filed: **Aug. 22, 1997**

DESCRIPTION

[51] **LOC (6) Cl.** **14-02**

FIG. 1 is a top front and right side perspective view of a computer front panel showing my new design;

[52] **U.S. Cl.** **D14/115**

FIG. 2 is a front elevational view thereof;

[58] **Field of Search** D14/100, 102,
D14/107-109; D13/162, 184, 199; D6/432,
436, 445, 448; 312/208.1; 360/99.12; 361/690-696

FIG. 3 is a rear elevational view thereof;

FIG. 4 is a left elevational view thereof;

FIG. 5 is a right elevational view thereof;

FIG. 6 is a top plan view thereof; and,

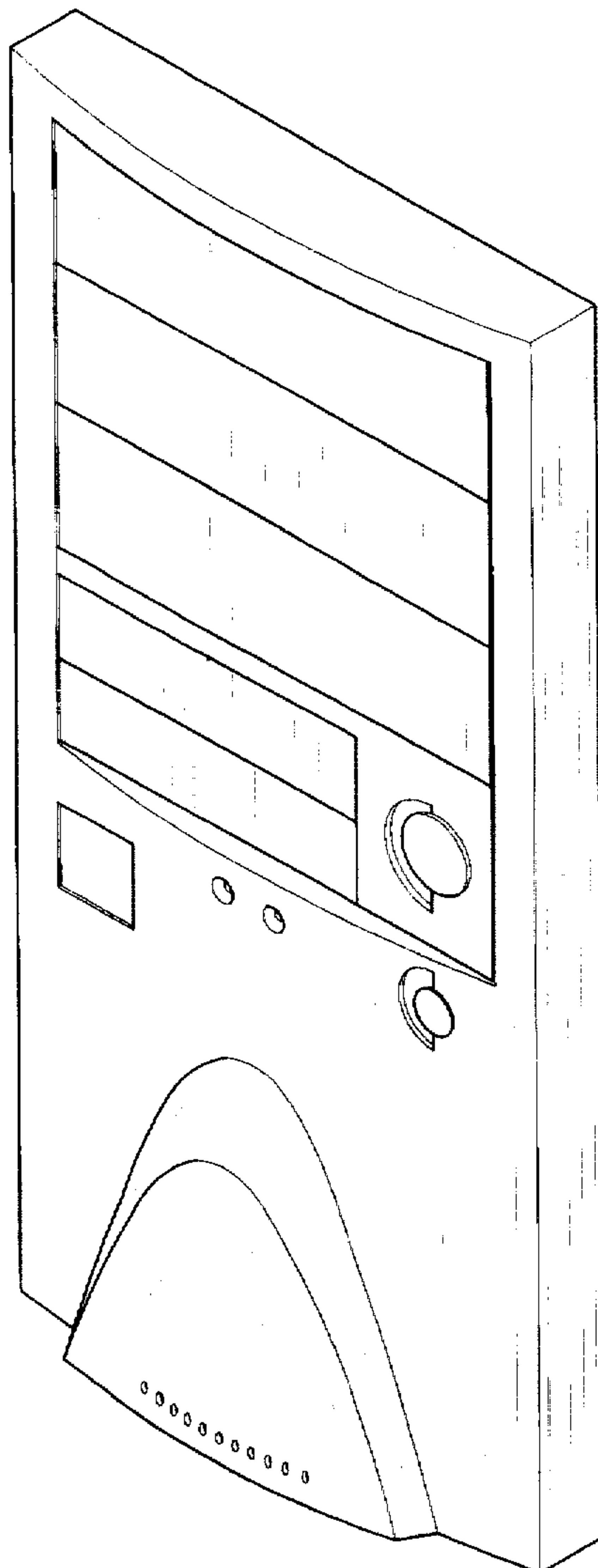
FIG. 7 is a bottom plan view thereof.

[56] **References Cited**

U.S. PATENT DOCUMENTS

D. 350,739 9/1994 Chu D14/115
D. 362,433 9/1995 Chen D14/115

1 Claim, 4 Drawing Sheets






Fig.1

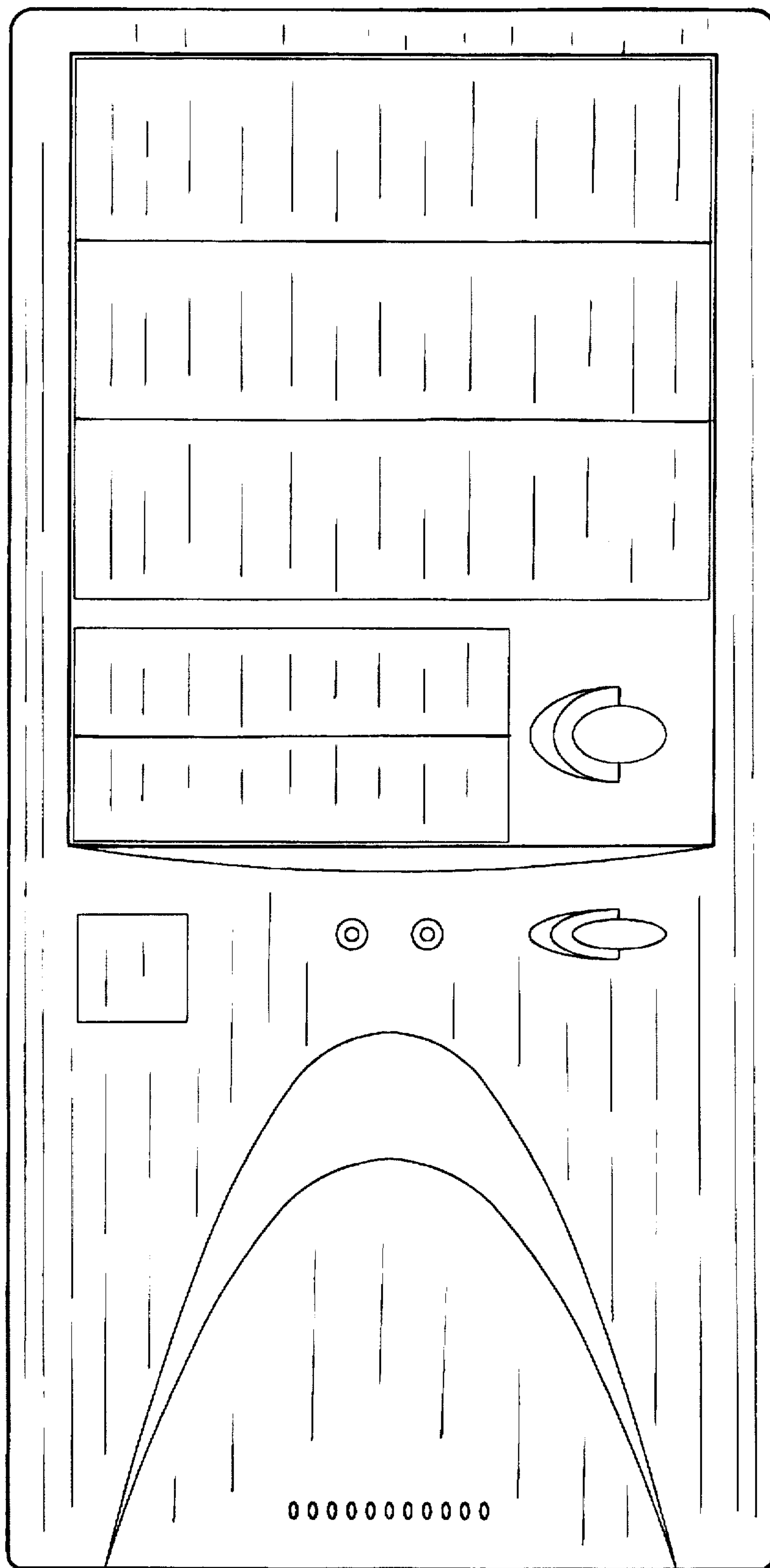


Fig.2

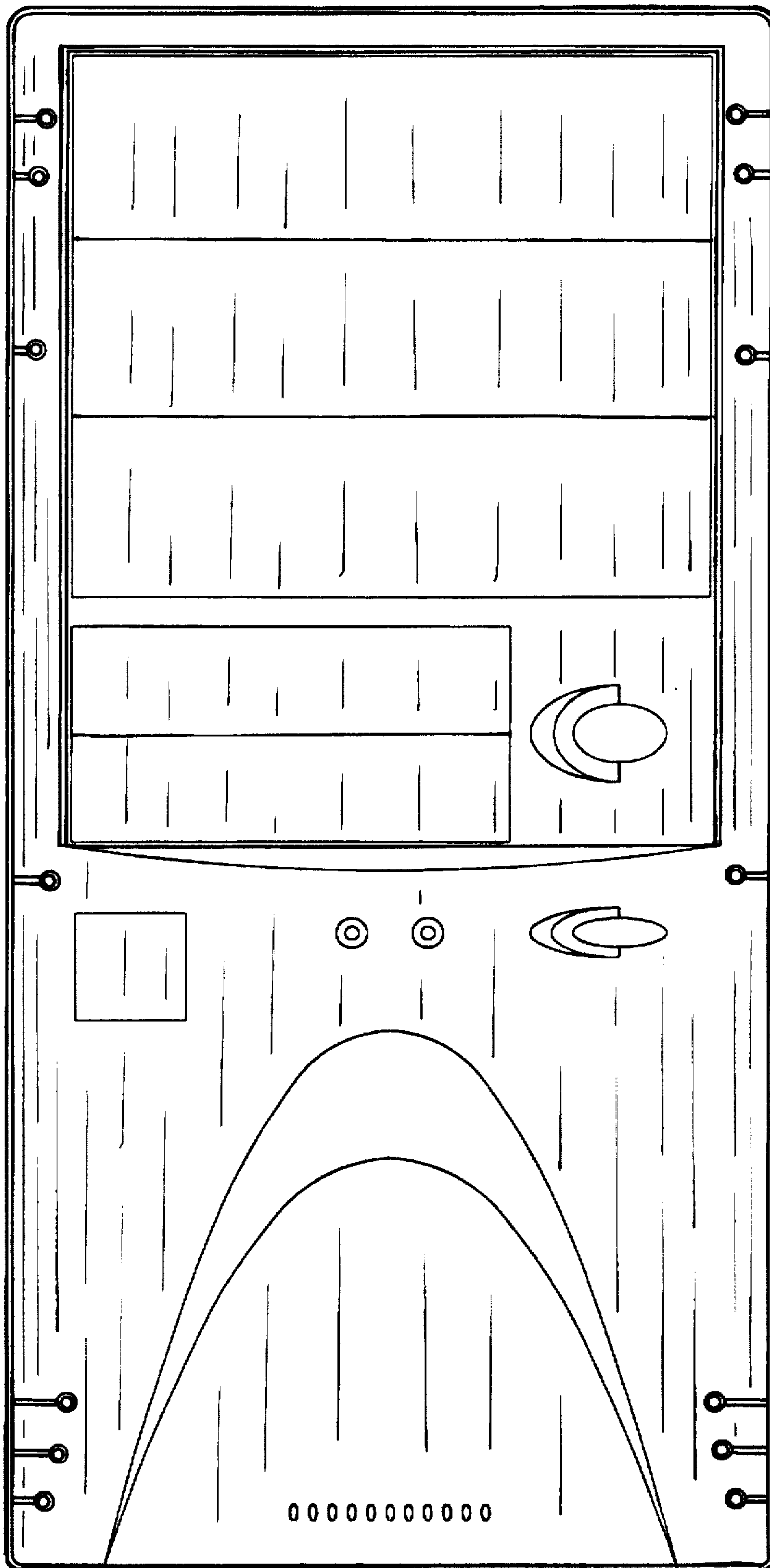


Fig.3




Fig. 6




Fig. 7




Fig. 4

Fig. 5