



US00D396458S

United States Patent [19]

[11] Patent Number: **Des. 396,458**

Bohnert et al.

[45] Date of Patent: ****Jul. 28, 1998**

[54] **PORTION OF A COMPUTER SCREEN WITH A COMPUTER GENERATED ICON**

[75] Inventors: **Dale R. Bohnert**, River Falls, Wis.; **Peter M. Eisenberg**, Minneapolis, Minn.; **Cindy L. Munson**, Naperville, Ill.

[73] Assignee: **Minnesota Mining and Manufacturing Company**, St. Paul, Minn.

[**] Term: **14 Years**

[21] Appl. No.: **50,316**

[22] Filed: **Feb. 14, 1996**

[51] LOC (6) Cl. **14-02**

[52] U.S. Cl. **D14/114.5**

[58] Field of Search D14/114, 114.1-114.9; D8/24, 27; D10/11; D19/6; 395/326, 339-40, 347-57

[56] **References Cited**

U.S. PATENT DOCUMENTS

D. 362,025 9/1995 Siegfrieds D29/27

OTHER PUBLICATIONS

The Icon Book, William Horton, John Wiley & Sons, Inc., alam clock icon, p. 70, clock icons.k p. 378, 1994.
Corel Gallery Clipart Catalog, Corel Corp., symb189, p. 150, wallt image, p. 70, 1994.

Symbol Sourcebook, Van Nostrand Reinhold, Henry Dreyfuss, time symbol, p. 103, 1972.
World Atlas User's Guide, Software Toolworks, time and date button, p. 15, 1991.
Daytimer Organizer for Windows User's Guide, Day Timers Inc., group scheduler button, p. 6, 1994.
Microsoft Word User's Guide for Macintosh, Microsoft Corp., clock icon, p. "o," 1988.
Microsoft Windows User's Guide, version 3.1, Microsoft, date/time icon, p. 140, 1992.
"Note-It," Reference Manual, cover and p. 16, Trophées Apple (1993 Edition).

Primary Examiner—M. H. Tung
Attorney, Agent, or Firm—Michael A. Hakamaki

[57] **CLAIM**

The ornamental design for a portion of a computer screen with a computer generated icon, as shown and described.


DESCRIPTION

FIG. 1 is a front view of a portion of a computer screen with a computer generated icon according to the present invention; and,

FIG. 2 is a front view of a second embodiment of a portion of a computer screen with a computer generated icon according to the present invention.

The broken line drawings of a portion of a computer screen are shown for illustrative purposes only and form no part of the claimed design.

1 Claim, 1 Drawing Sheet






Fig. 1




Fig. 2