



US00D396456S

**United States Patent** [19]  
**Bier**

[11] **Patent Number:** **Des. 396,456**  
[45] **Date of Patent:** **\*\*Jul. 28, 1998**

[54] **DISPLAY OBJECT FOR A DISPLAY SCREEN**  
[75] **Inventor:** **Eric A. Bier**, Mountain View, Calif.  
[73] **Assignee:** **Xerox Corporation**, Stamford, Conn.  
[\*\*] **Term:** **14 Years**  
[21] **Appl. No.:** **17,737**  
[22] **Filed:** **Jan. 21, 1994**

**Related U.S. Application Data**

[63] Continuation-in-part of Ser. No. 95,598, Jul. 21, 1993, Pat. No. 5,581,670.  
[51] **LOC (6) Cl.** ..... **14-02**  
[52] **U.S. Cl.** ..... **D14/114.3**  
[58] **Field of Search** ..... D10/11; D19/6; D14/114; D18/24, 27; 395/155, 157, 159

**References Cited**

**U.S. PATENT DOCUMENTS**

D. 295,637 5/1988 Wells-Papanek et al. .... D18/27  
D. 295,763 5/1988 Wells-Papanek et al. .... D18/27  
D. 296,340 6/1988 Wells-Papanek et al. .... D18/27

**OTHER PUBLICATIONS**

Handbook of Pictorial Symbols, baby room symbol, p. 99, 1974.  
Symbol Sourcebook, Van Nostrand Reinhold Co., require medical supplies and sluice symbols, p. 197, 1972.  
Reunion for Windows 3.0 User's Guide, Leister Productions, icon with double rectangles on right of page, p. 50, 1993.

hDC Windows Express Editor Manual, hDC Corp., displayed fields icon, p. 26, 1988.  
3D Home Architect Quick Start Card, Broderbund, copy tool icon, p. 3, wall and full height cabinet icons, p. 3, 1993.  
CommWorks for Windows User's Guide, Travelling Software, Inc., double column icon, p. 71, 1993.  
Bartlett, Joel F. *Transparent Controls for Interactive Graphics*. WRL Technical Note TN-30, Digital Equipment Corporation Western Research Laboratory, Jul. 1992; pp. 1-5.

*Primary Examiner*—M. H. Tung  
*Attorney, Agent, or Firm*—Judith C. Bares; Tracy L. Hurt

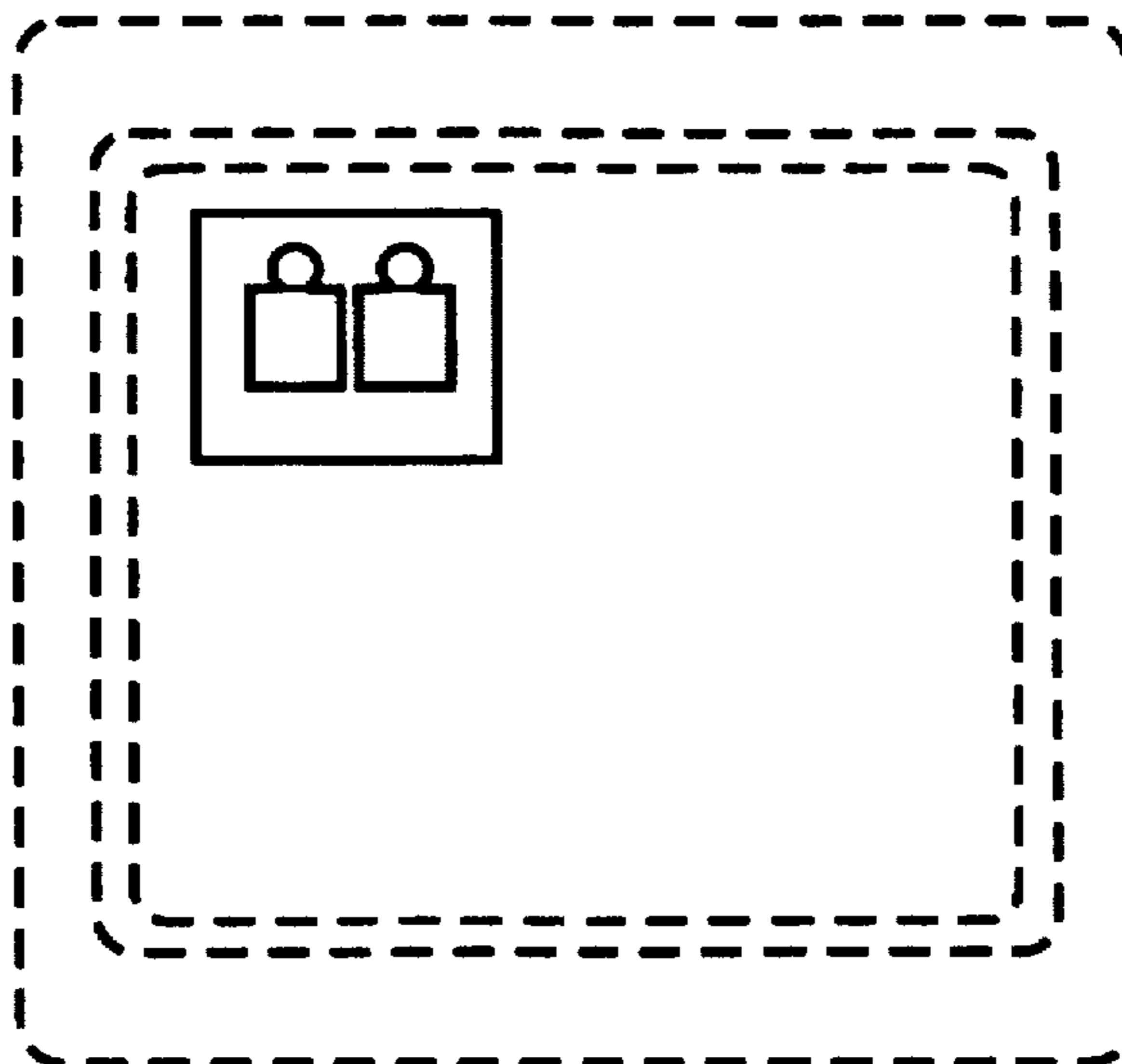
[57] **CLAIM**

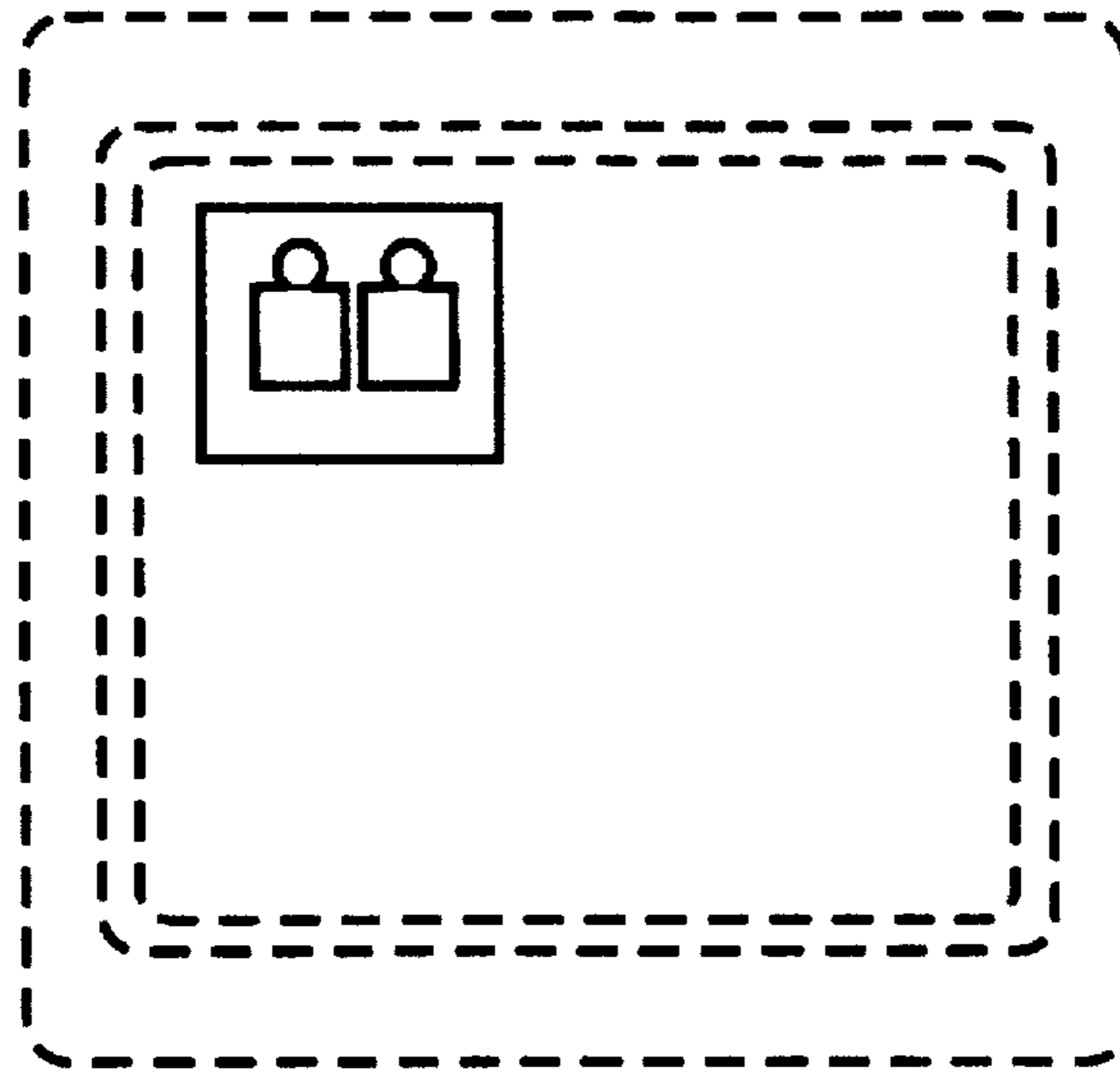
The ornamental design for a display object for a display screen, as shown and described.

**DESCRIPTION**


FIG. 1 is a face view of a display object for a display screen, the broken line drawing of the display screen is for illustrative purposes only and forms no part of the claimed design;  
FIG. 2 is a face view thereof, on an enlarged scale, the display object is shown separately for clarity of illustration;  
FIG. 3 is a face view of a second embodiment thereof, on an enlarged scale, the display object is shown separately for clarity of illustration; and,  
FIG. 4 is a face view of a third embodiment thereof, on an enlarged scale, the display object is shown separately for clarity of illustration.

**1 Claim, 2 Drawing Sheets**







*FIG. 1*



*FIG. 2*



**FIG. 3**



**FIG. 4**