

US00D396455S

United States Patent [19]
Bier

[11] **Patent Number:** **Des. 396,455**
[45] **Date of Patent:** ****Jul. 28, 1998**

[54] **DISPLAY OBJECT FOR A DISPLAY SCREEN**
[75] **Inventor:** **Eric A. Bier**, Mountain View, Calif.
[73] **Assignee:** **Xerox Corporation**, Stamford, Conn.
[**] **Term:** **14 Years**
[21] **Appl. No.:** **17,735**
[22] **Filed:** **Jan. 21, 1994**

Related U.S. Application Data

[63] **Continuation-in-part of Ser. No. 95,598**, Jul. 21, 1993, Pat. No. 5,581,670.
[51] **LOC (6) Cl.** **14-02**
[52] **U.S. Cl.** **D14/114.3**
[58] **Field of Search** **D10/11; D19/6; D14/114; D18/24, 27; 395/155, 157, 159**

[56] **References Cited**

U.S. PATENT DOCUMENTS

D. 270,271 8/1983 Steele D18/27
D. 295,763 5/1988 Wells-Papanek et al. D18/27

OTHER PUBLICATIONS

Bartlett, Joel F. *Transparent Controls for Interactive Graphics*. WRL Technical Note TN-30, Digital Equipment Corporation Western Research Laboratory, Jul. 1992; pp. 1-5.
Hopkins, Don *The Design and Implementation of Pie Menus*. Dr. Dobb's Journal, Dec. 1991; pp. 17, 18, 22 & 24.
The Macintosh Bible, Second Edition, registration mark symbol, p. 174, 1988.

Symbol Sourcebook, system, coral, and siren symbols, p. 169, transcribe volume symbol, p. 171, 1972.
Symbol Sourcebook, comet, X-ray tube assembly, centrifugal pump symbols, p. 172, windshield wiper, cumulonimbus clear top symbols, p. 177, 1972.
Microsoft Windows 3.1 Users Guide Microsoft, circle image at bottom of page, p. 161, 1992.
3D Home Architect Quick Start Card, Broderbund, light tool and place outlets tool icons, p. 5, 1993.
Designing the 'Start User Interface', Byte Magazine, graphics icon, p. 27, Apr. 1982.

Primary Examiner—M. H. Tung
Attorney, Agent, or Firm—Judith C. Bares; Tracy L. Hurt

[57] **CLAIM**

The ornamental design for a display object for a display screen, as shown and described.

DESCRIPTION


FIG. 1 is a face view of a display object for a display screen, the broken line drawing of the display screen is for illustrative purposes only and forms no part of the claimed design;

FIG. 2 is a face view thereof, on an enlarged scale, the display is shown separately for clarity of illustration;

FIG. 3 is a face view of a second embodiment thereof, on an enlarged scale, the display object is shown separately for clarity of illustration; and,

FIG. 4 is a face view of a third embodiment thereof, on an enlarged scale, the display object is shown separately for clarity of illustration.

1 Claim, 2 Drawing Sheets






FIG. 1

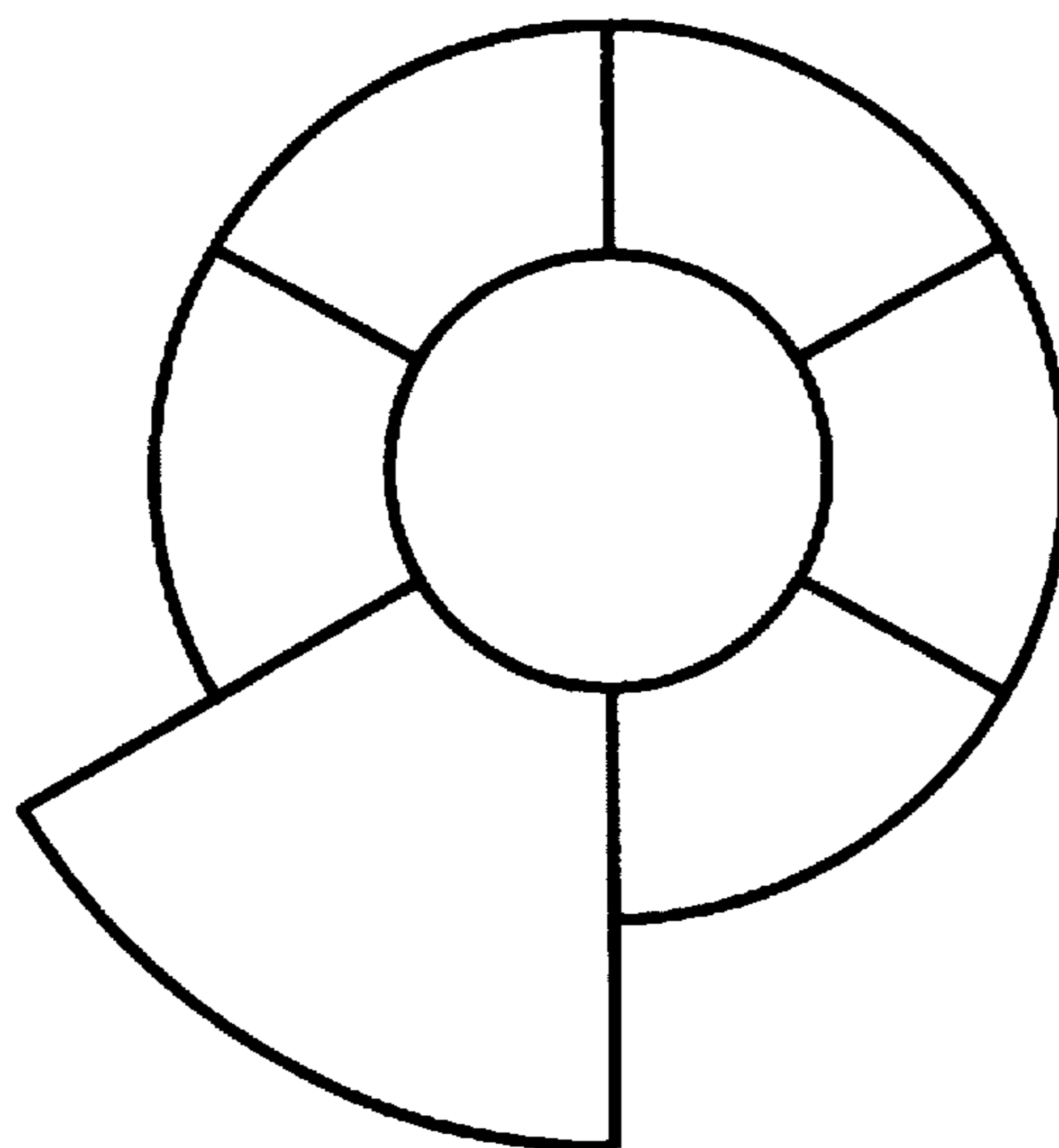


FIG. 2




FIG. 3

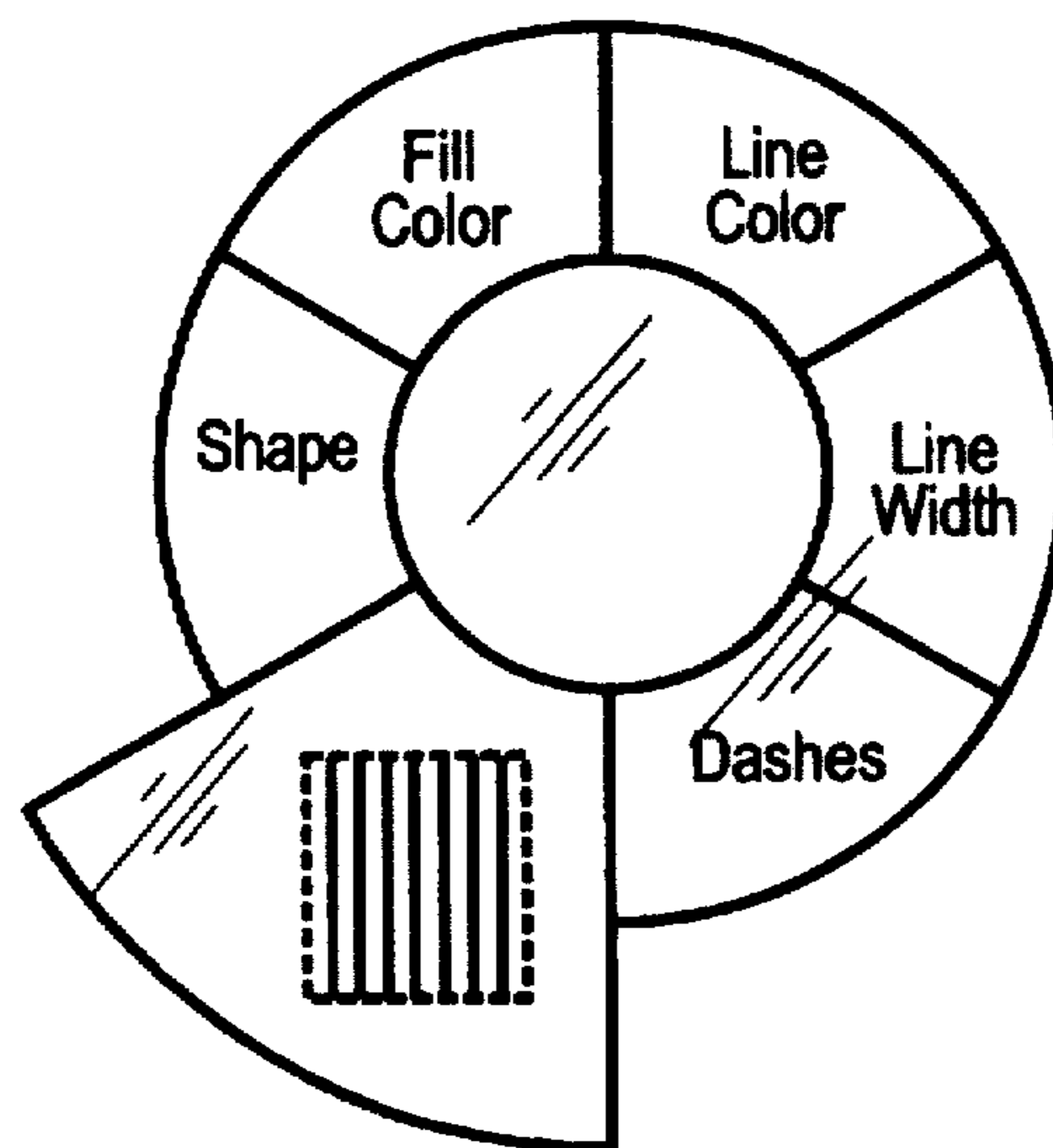


FIG. 4