

US00D396440S

United States Patent [19] Reilly

[11] Patent Number: **Des. 396,440**
[45] Date of Patent: ****Jul. 28, 1998**

[54] **EXTERIOR FACE OF FLOOR MAT
RETENTION PATCH**

5,282,616 2/1994 Stacavich-Notaro 24/306
5,384,939 1/1995 Weber 24/306

[75] Inventor: **David G. Reilly**, Stillwater, N.Y.

FOREIGN PATENT DOCUMENTS

[73] Assignee: **Racemark International, Inc.**, Malta, N.Y.

42 18 213 C1 2/1994 Germany .
93 02 659 6/1994 Germany .

[**] Term: **14 Years**

OTHER PUBLICATIONS

[21] Appl. No.: **64,211**

Auto Swivel Cushion, "Signatures" Catalog, in Nonpatent Literature, Jul. 7, 1994.

[22] Filed: **Dec. 24, 1996**

"MAT-LOC" anti-skid foam backing, illustrated in The Racemark Advantage brochure, Jan. 1998.

[51] LOC (6) Cl. **12-16**

Primary Examiner—Robert M. Spear
Attorney, Agent, or Firm—Heslin & Rothenberg, P.C.

[52] U.S. Cl. **D12/203**

[58] Field of Search D5/63, 99; D6/356,
D6/500, 501, 502, 582, 583, 587, 601,
592; D12/202, 203; 15/215; 16/6, 8; 24/306;
280/163, 169; 428/81

[57] CLAIM

The ornamental design for an exterior face of floor mat retention patch, as shown and described.

[56] References Cited

DESCRIPTION

U.S. PATENT DOCUMENTS

D. 228,338	9/1973	O'Neil et al.	D6/583
D. 358,520	5/1995	Yamanaka	D6/583
D. 367,789	3/1996	Barile	D6/500
1,345,792	7/1920	McAvoy	428/81
1,805,978	5/1931	Bronson	280/169
2,387,173	10/1945	Nufer	D5/63 X
2,696,009	12/1954	Wear	D6/592 X
3,074,609	1/1963	Altshuler	428/81
3,333,805	8/1967	Marshall	15/215
3,523,857	8/1970	Crosland	428/81
3,851,357	12/1974	Ribich et al.	24/306
4,998,319	3/1991	Ford	16/8
5,003,664	4/1991	Wong	16/6
5,058,245	10/1991	Saito	24/306

FIG. 1 is a perspective view of the exterior face of floor mat retention patch secured to the underneath side of an automobile floor mat, showing my new design;

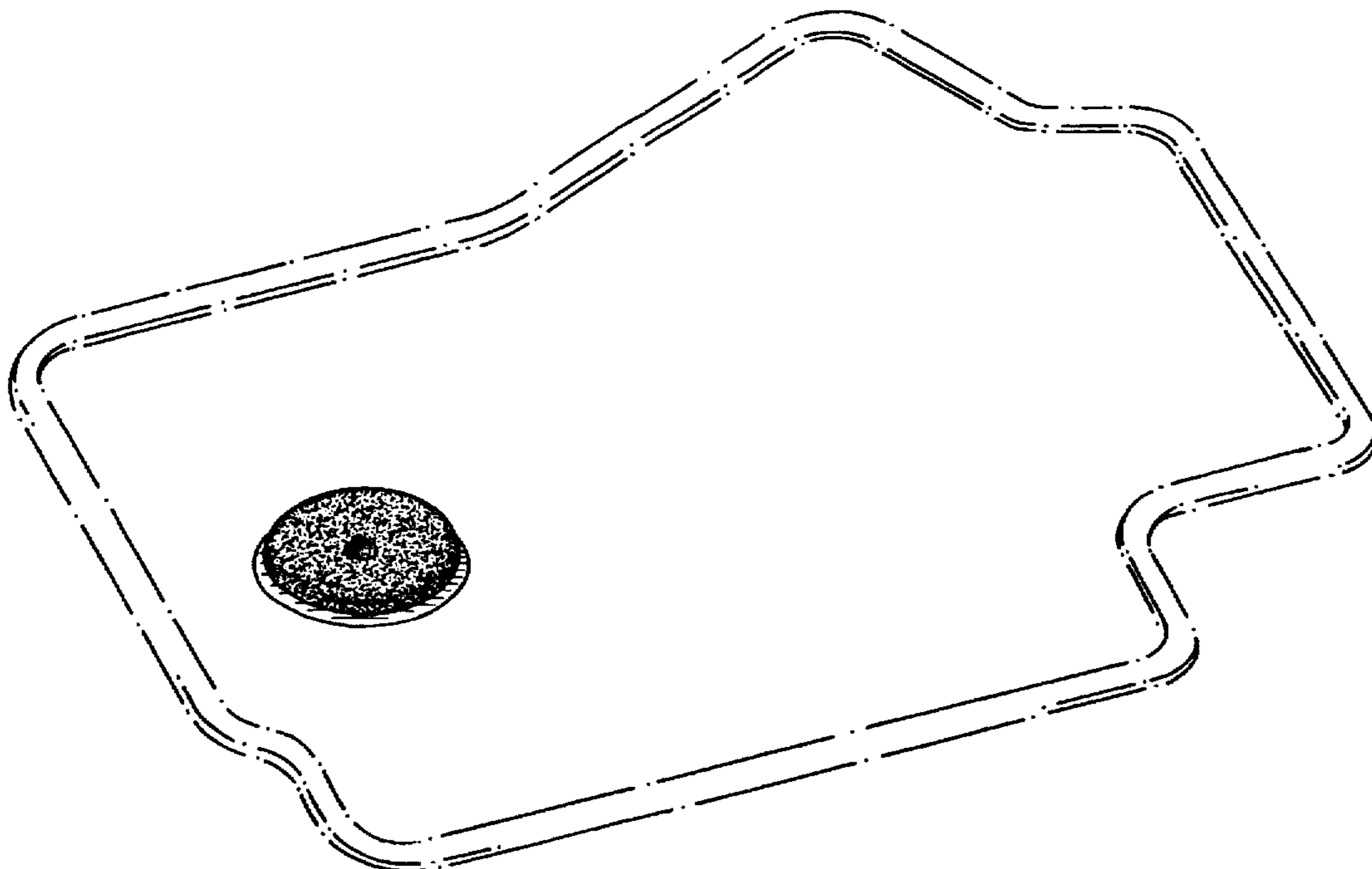
FIG. 2 is an enlarged plan view thereof;

FIG. 3 is an enlarged side elevational view thereof, the opposite side, front and back elevational view being identical thereto; and,

FIG. 4 is a perspective view illustrating the use of multiple retention patches on the underside of a floor mat.

The broken line showing in the drawings of a floor mat and an additional retention patch is for environmental purposes and form no part of the claimed design.

1 Claim, 2 Drawing Sheets



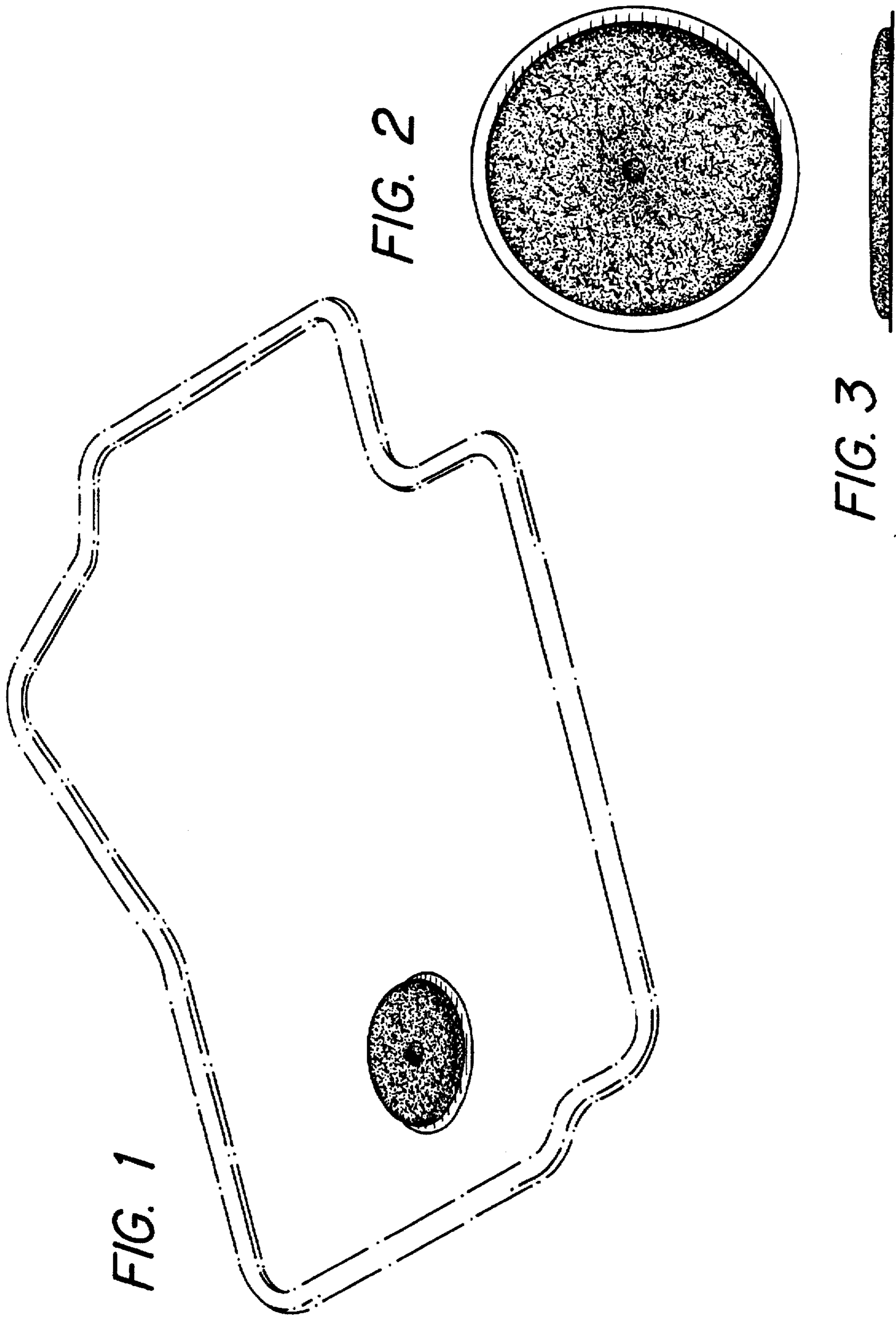


FIG. 1

FIG. 2

FIG. 3

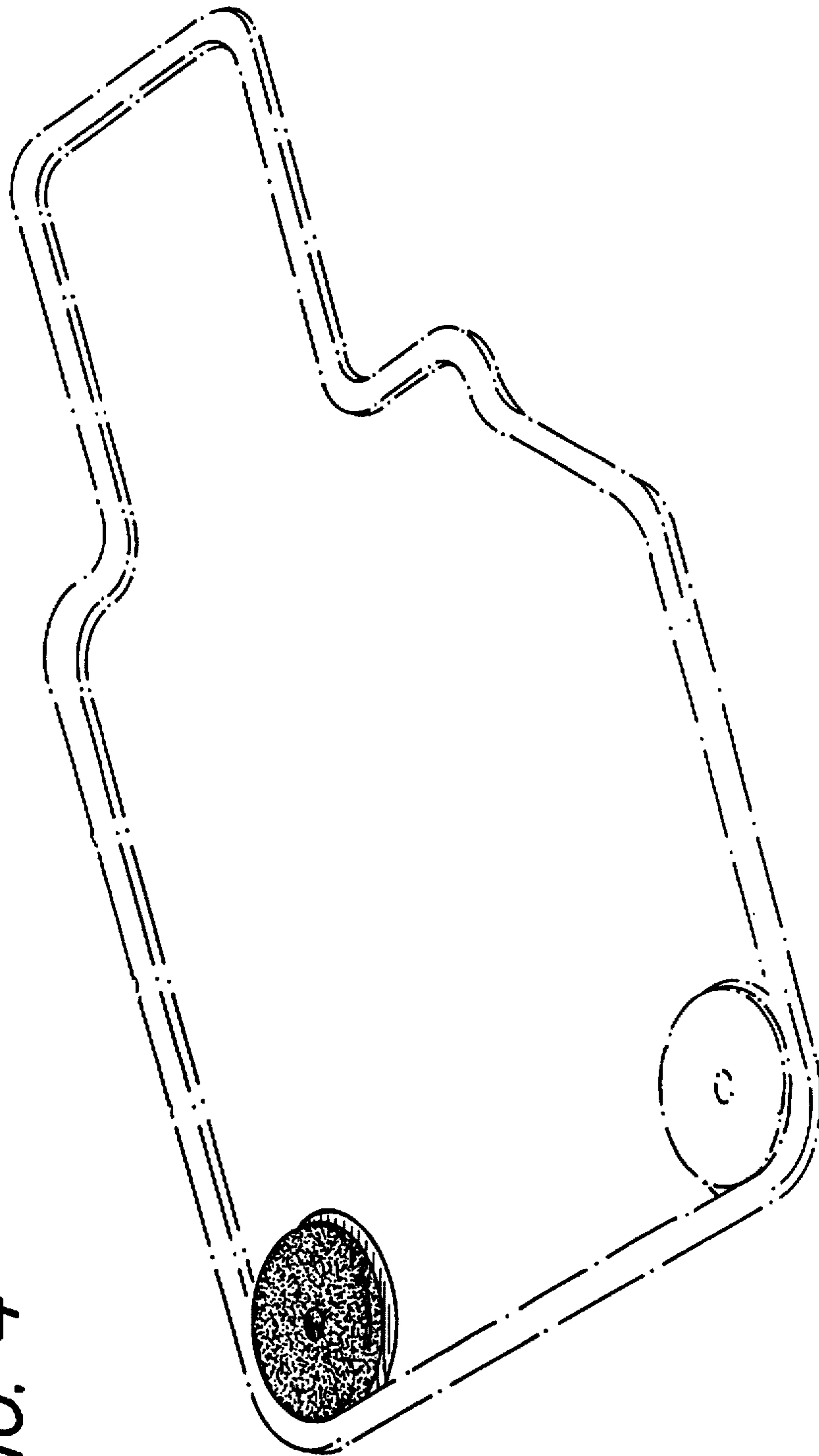


FIG. 4