

US00D396436S

United States Patent [19]
Liska

[11] **Patent Number:** **Des. 396,436**
[45] **Date of Patent:** ****Jul. 28, 1998**

[54] **SPROCKET GEAR FOR A CHAIN-DRIVEN VEHICLE**

[76] **Inventor:** **Gordon Liska**, 51 Depot St., Verona, N.J. 07044

[**] **Term:** **14 Years**

[21] **Appl. No.:** **71,510**

[22] **Filed:** **May 30, 1997**

[51] **LOC (6) Cl.** **12-12**

[52] **U.S. Cl.** **D12/123**

[58] **Field of Search** **D12/123; 474/152, 474/160, 164, 202**

[56] **References Cited**

U.S. PATENT DOCUMENTS

D. 288,421	2/1987	Hess	D12/123
D. 366,017	1/1996	Bone	D12/123
4,634,409	1/1987	Johnson et al.	474/152
4,773,893	9/1988	Su et al.	474/152

5,137,500	8/1992	Lhotok	474/152
5,224,903	7/1993	Langhof et al.	474/152
5,514,042	5/1996	Liou	474/160
5,569,107	10/1996	Mu	474/160
5,690,568	11/1997	Watson	474/152 X

Primary Examiner—Melody N. Brown

[57] **CLAIM**

The ornamental design for a sprocket gear for a chain-driven vehicle, as shown and described.

DESCRIPTION

FIG. 1 is a perspective view of a sprocket gear for a chain-driven vehicle;
FIG. 2 is a front elevation view of FIG. 1; and,
FIG. 3 is a left side elevational view of FIG. 1.
The top, bottom and right side views are substantially mirror images of the left side view shown in FIG. 3. The rear view is substantially a mirror image of the front view shown in FIG. 2.

1 Claim, 1 Drawing Sheet

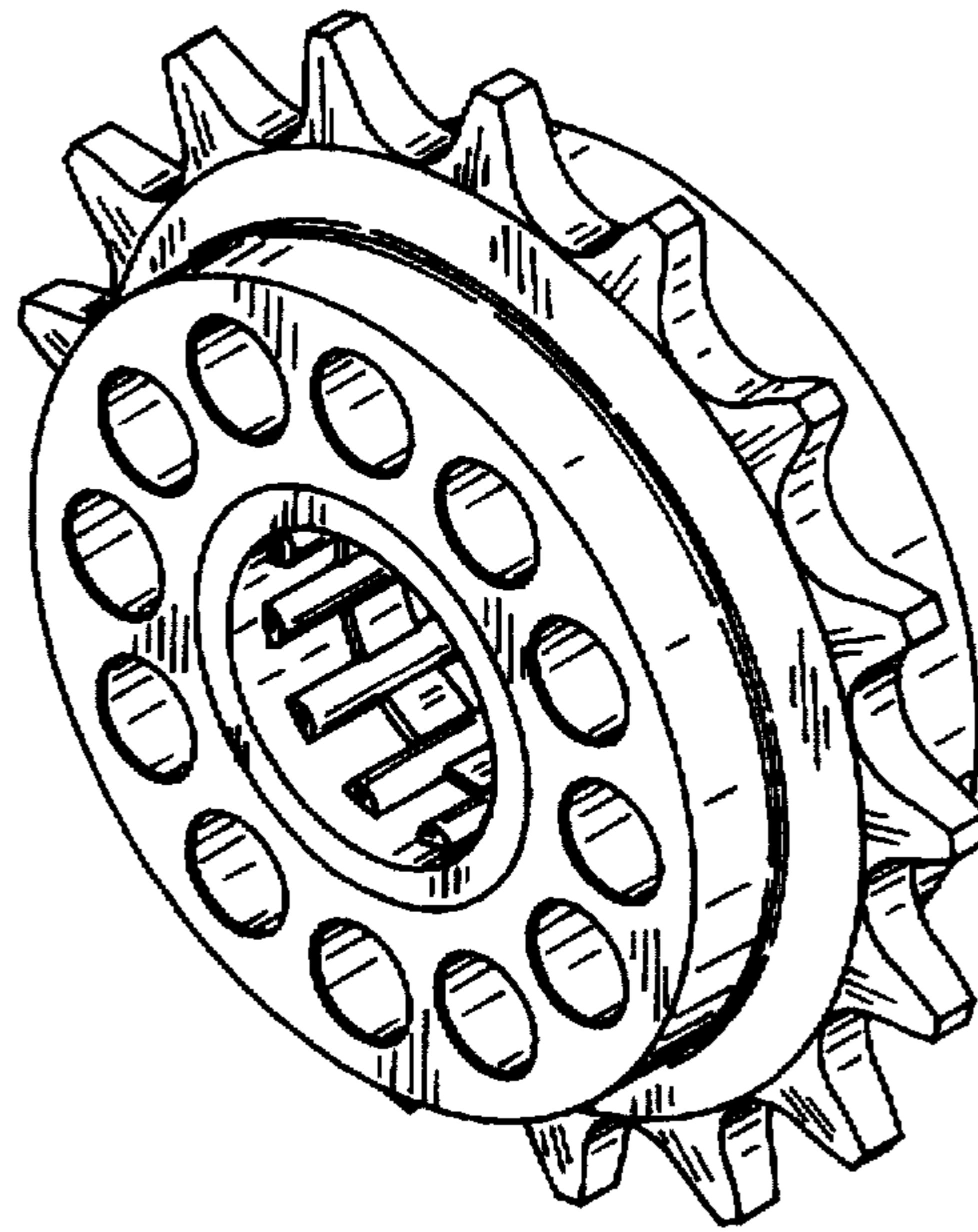


FIG. 1

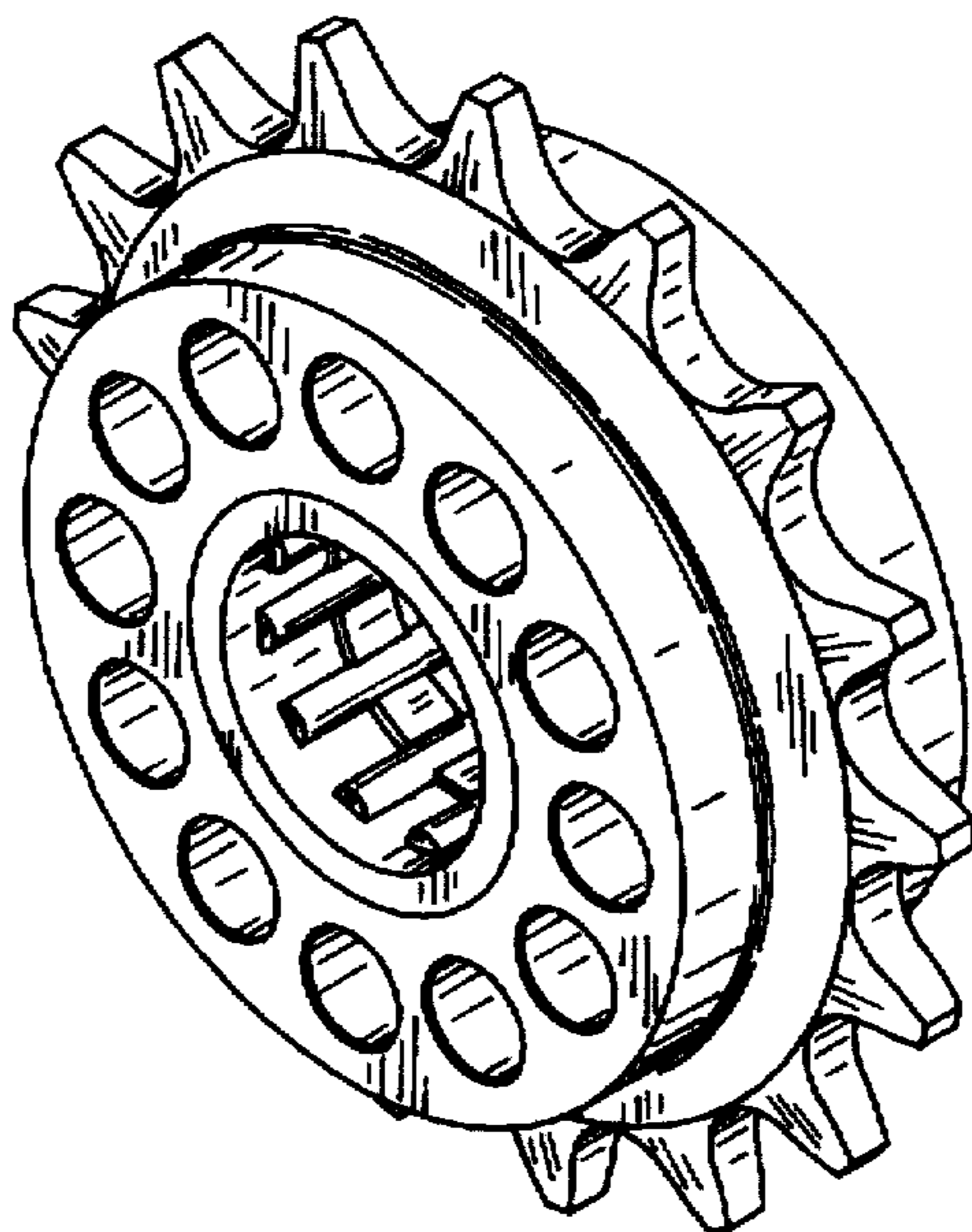


FIG. 2




FIG. 3

