



US00D396429S

**United States Patent** [19]  
**Kowsky**

[11] **Patent Number:** **Des. 396,429**  
[45] **Date of Patent:** **\*\*Jul. 28, 1998**

[54] **JEWELRY PENDANT**

[76] **Inventor:** **Anna V. Kowsky**, 39429 Blue Fin Way,  
Fremont, Calif. 94538-1816

[\*\*] **Term:** **14 Years**

[21] **Appl. No.:** **73,135**

[22] **Filed:** **Jul. 1, 1997**

[51] **LOC (6) Cl.** ..... **11-01**

[52] **U.S. Cl.** ..... **D11/79**

[58] **Field of Search** ..... **D11/1, 2, 6, 7,**  
**D11/40, 43-45, 47-49, 53-56, 75, 79-86,**  
**99-103; 63/1.1, 2, 12, 13, 18-21, 23, 26,**  
**28**

[56] **References Cited**

**U.S. PATENT DOCUMENTS**

D. 283,409 4/1986 Hergert ..... D11/81  
D. 328,879 8/1992 Heikes ..... D11/79

D. 329,402 9/1992 Zears ..... D11/81  
D. 373,970 9/1996 Gonzalez et al. .... D11/96

*Primary Examiner*—Ralf Seifert  
*Attorney, Agent, or Firm*—Roger Erickson


[57] **CLAIM**


The ornamental design for jewelry pendant, as shown and described.

**DESCRIPTION**

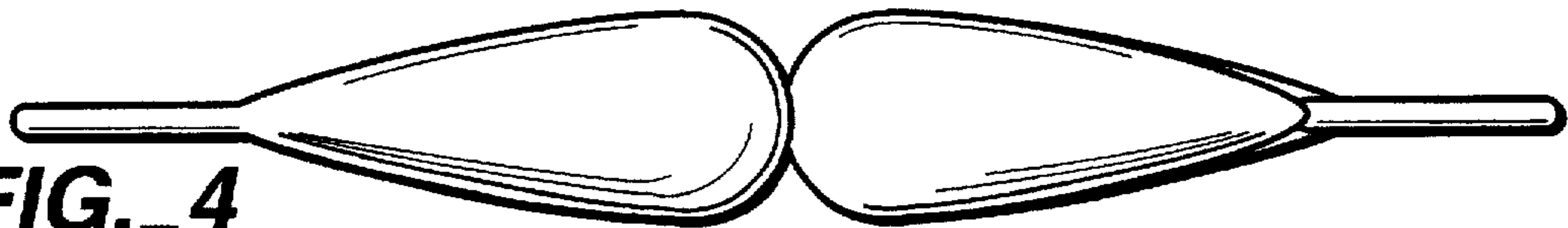
FIG. 1 is a view in perspective of a jewelry pendant embodying my new design;  
FIG. 2 is a front elevational view thereof which is the same as a rear elevational view thereof;  
FIG. 3 is a right side elevational view thereof;  
FIG. 4 is a top view thereof;  
FIG. 5 is a left side elevational view thereof; and,  
FIG. 6 is a bottom view thereof.

**1 Claim, 2 Drawing Sheets**

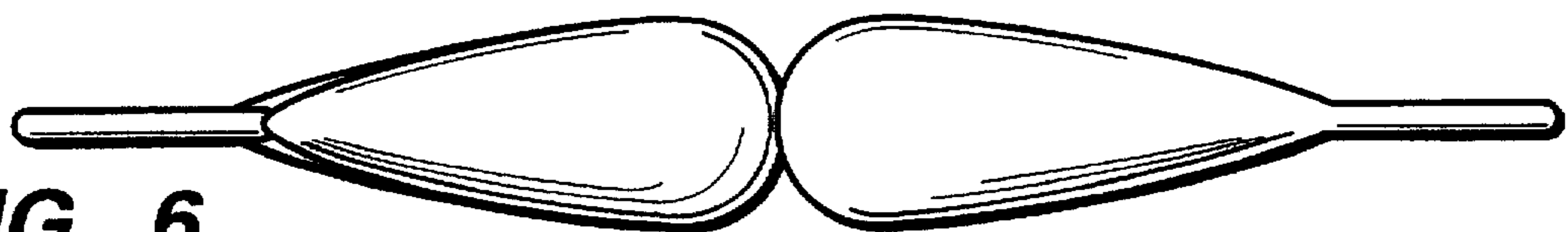




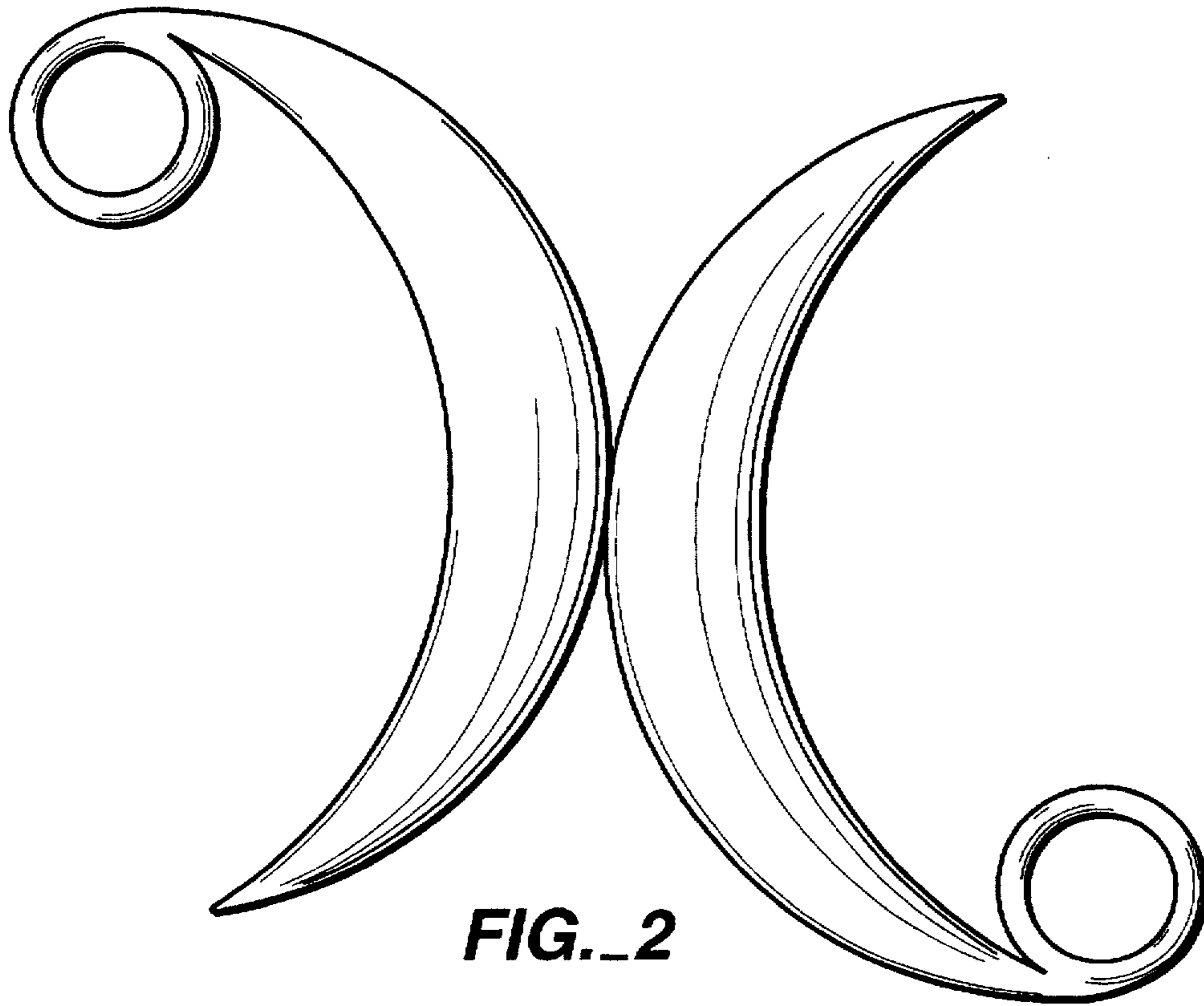
**FIG.\_1**




**FIG.\_4**



**FIG.\_6**



**FIG. 2**



**FIG. 3**



**FIG. 5**