

US00D396424S

United States Patent [19]
Bedol et al.

[11] **Patent Number:** **Des. 396,424**
[45] **Date of Patent:** ****Jul. 28, 1998**

[54] **RULER**

D. 378,359 3/1997 Stoneberg D10/71 X

[75] **Inventors:** **Mark A. Bedol**, P.O. Box 1268,
Claremont, Calif. 91711; **Edward Wong**, Alhambra, Calif.

Primary Examiner—Antoine Duval Davis

[73] **Assignee:** **Mark A. Bedol**, Claremont, Calif.

[57] **CLAIM**

[**] **Term:** **14 Years**

The ornamental design for a ruler, as shown and described.

[21] **Appl. No.:** **75,836**

DESCRIPTION

[22] **Filed:** **Aug. 14, 1997**

FIG. 1 is a front, left, top perspective view of a ruler, showing my new design;

[51] **LOC (6) Cl.** **10-04**

FIG. 2 is a left side view thereof;

[52] **U.S. Cl.** **D10/71; D18/2; D19/32; D19/37; D19/40; D10/62**

FIG. 3 is a rear elevation view thereof;

[58] **Field of Search** **D10/71, 62; D18/2, D18/6, 7, 11; D19/32, 37, 40; 33/483, 484, 493, 494; 116/237; 281/42, 51; 341/23; 361/380, 900; 364/705.01, 707, 700; 402/79**

FIG. 4 is a right side view thereof; and,

FIG. 5 is a bottom view thereof.

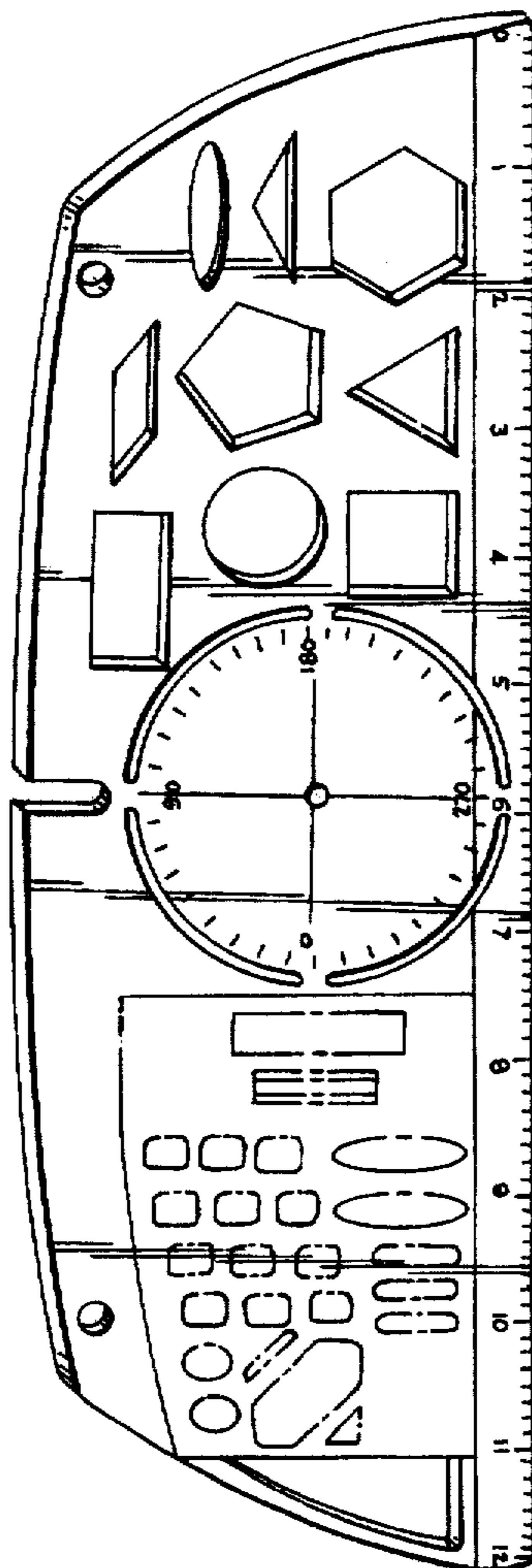
Broken lines are an indication of where the keypad and LCD would be located. Top view is a mirror image of bottom view.

[56] **References Cited**

U.S. PATENT DOCUMENTS

D. 348,897 7/1994 Bedol D18/6

1 Claim, 1 Drawing Sheet



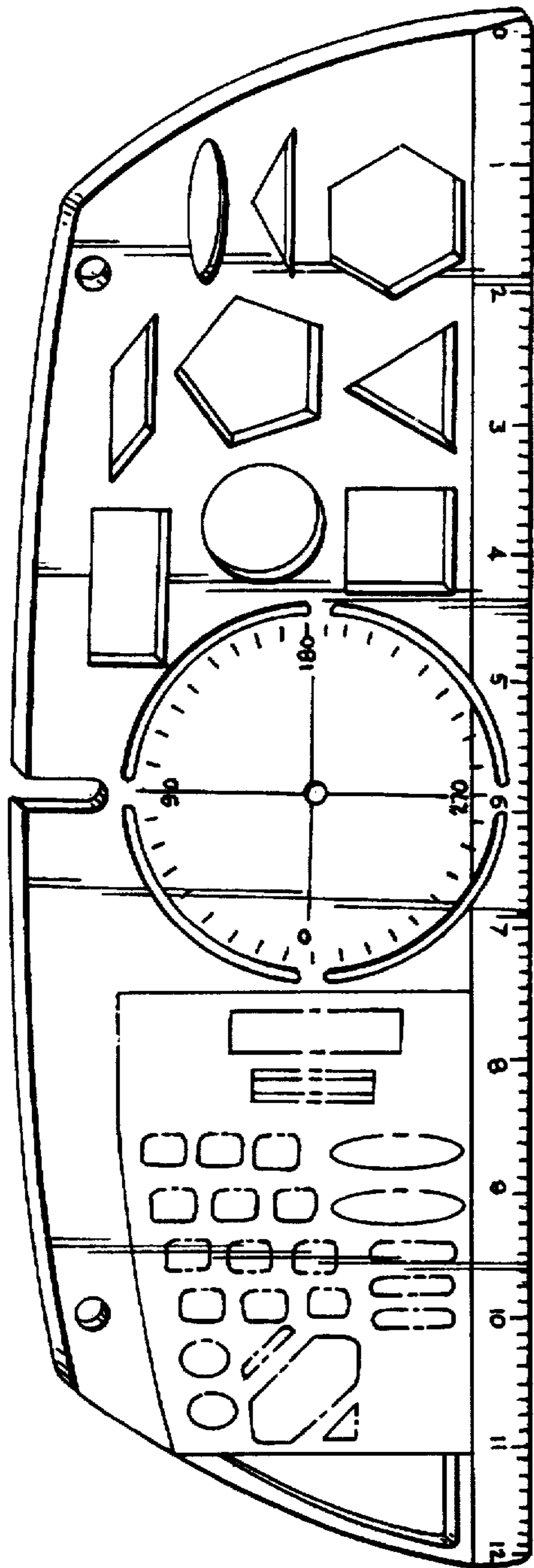


Fig. 1



Fig. 2

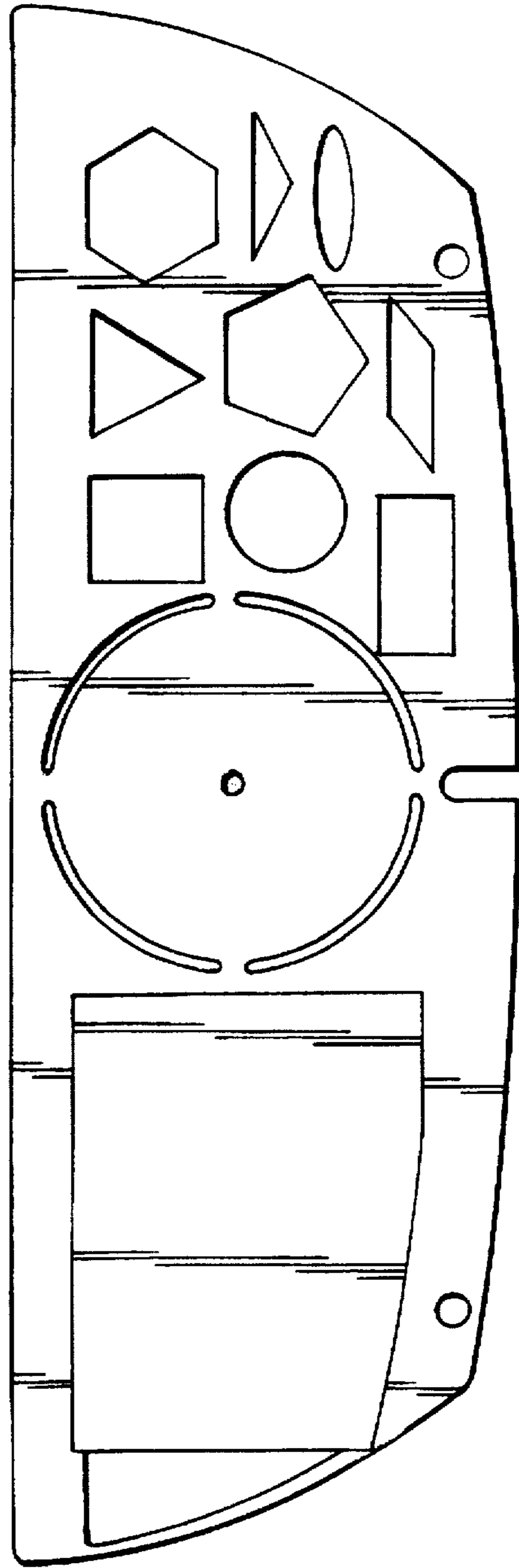


Fig. 3



Fig. 4

Fig. 5

