



US00D396419S

United States Patent [19]

Sugita et al.

[11] Patent Number: **Des. 396,419**

[45] Date of Patent: ****Jul. 28, 1998**

[54] **WRIST WATCH**

[75] Inventors: **Shoichi Sugita, Wako; Masao Wada,**
Tokyo, both of Japan

[73] Assignee: **Casio Computer Co., Ltd.,** Tokyo,
Japan

[**] Term: **14 Years**

[21] Appl. No.: **76,099**

[22] Filed: **Sep. 2, 1997**

[51] **LOC (6) Cl.** **10-02**

[52] **U.S. Cl.** **D10/31; D10/38**

[58] **Field of Search** **D10/1-40, 122-132;**
368/280-282, 276-277, 28-30, 285, 239-242,
82-84, 41-44, 10

[56] **References Cited**

U.S. PATENT DOCUMENTS

D. 249,243 9/1978 Salter D10/31

D. 323,622 2/1992 Morishima D10/31
D. 358,999 6/1995 Morishima D10/31
D. 359,000 6/1995 Yamamoto D10/31
D. 370,855 6/1996 Hanagata D10/31

Primary Examiner—Nelson C. Holtje
Attorney, Agent, or Firm—Frishauf, Holtz, Goodman,
Langer & Chick

[57] **CLAIM**

The ornamental design for a wrist watch, as shown.

DESCRIPTION

FIG. 1 is a front elevational view of a wrist watch showing our new design;
FIG. 2 is a right side elevational view thereof;
FIG. 3 is a left side elevational view thereof;
FIG. 4 is a top plan view thereof;
FIG. 5 is a bottom plan view thereof;
FIG. 6 is a rear elevational view thereof; and,
FIG. 7 is a perspective view thereof.

1 Claim, 2 Drawing Sheets

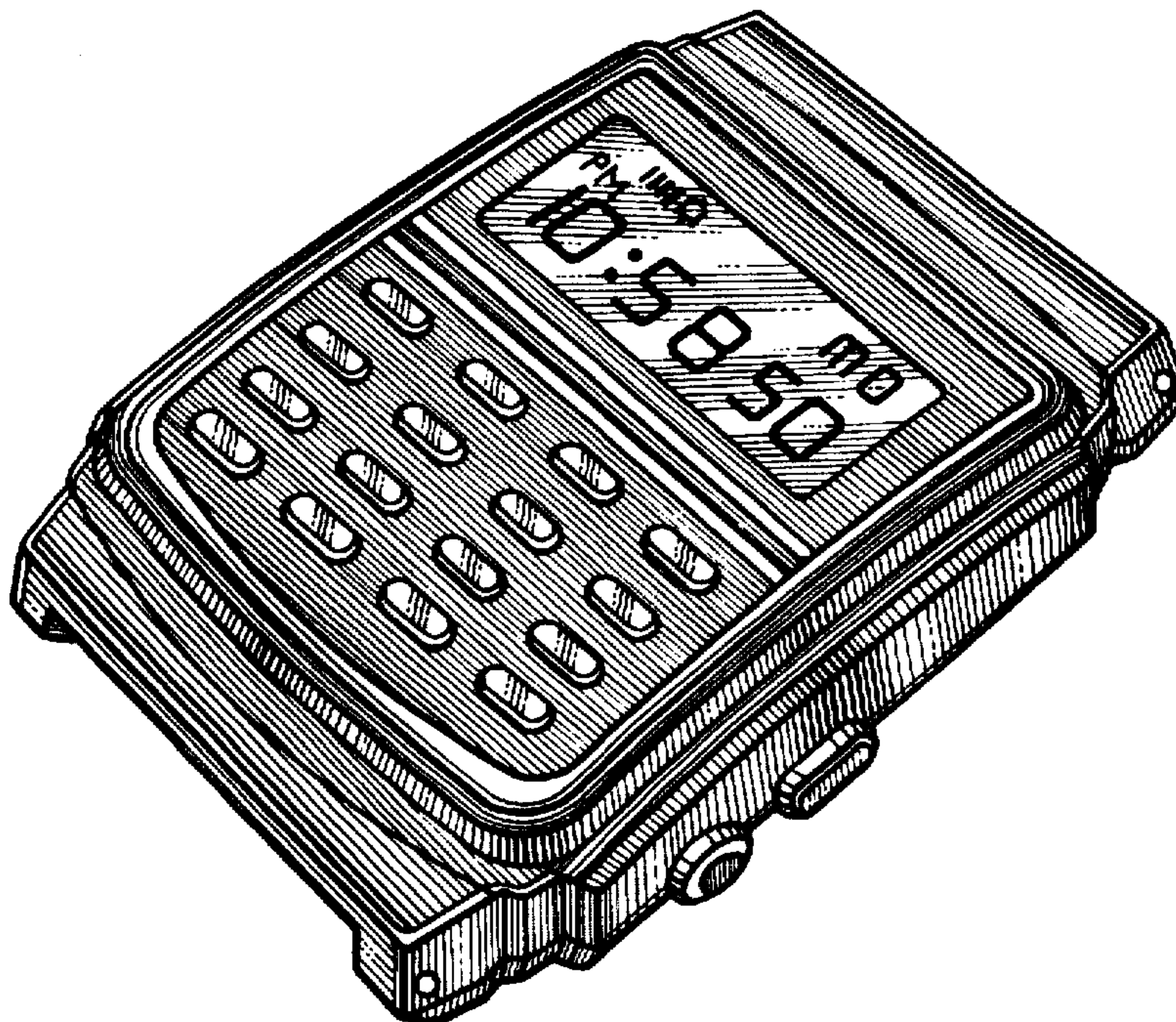


FIG. 4




FIG. 3

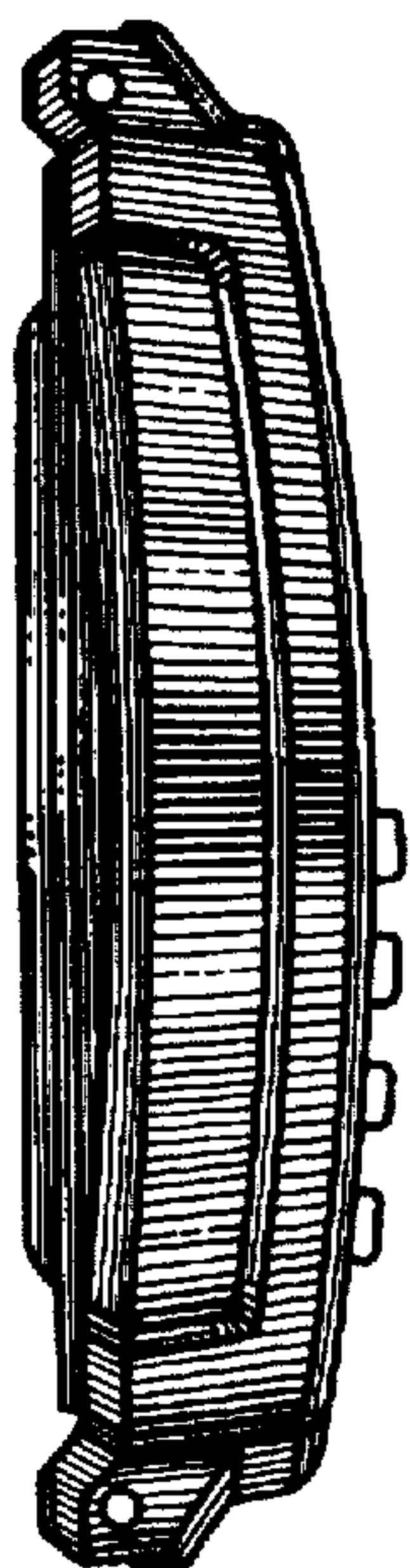


FIG. 1




FIG. 2





FIG. 5






FIG. 6

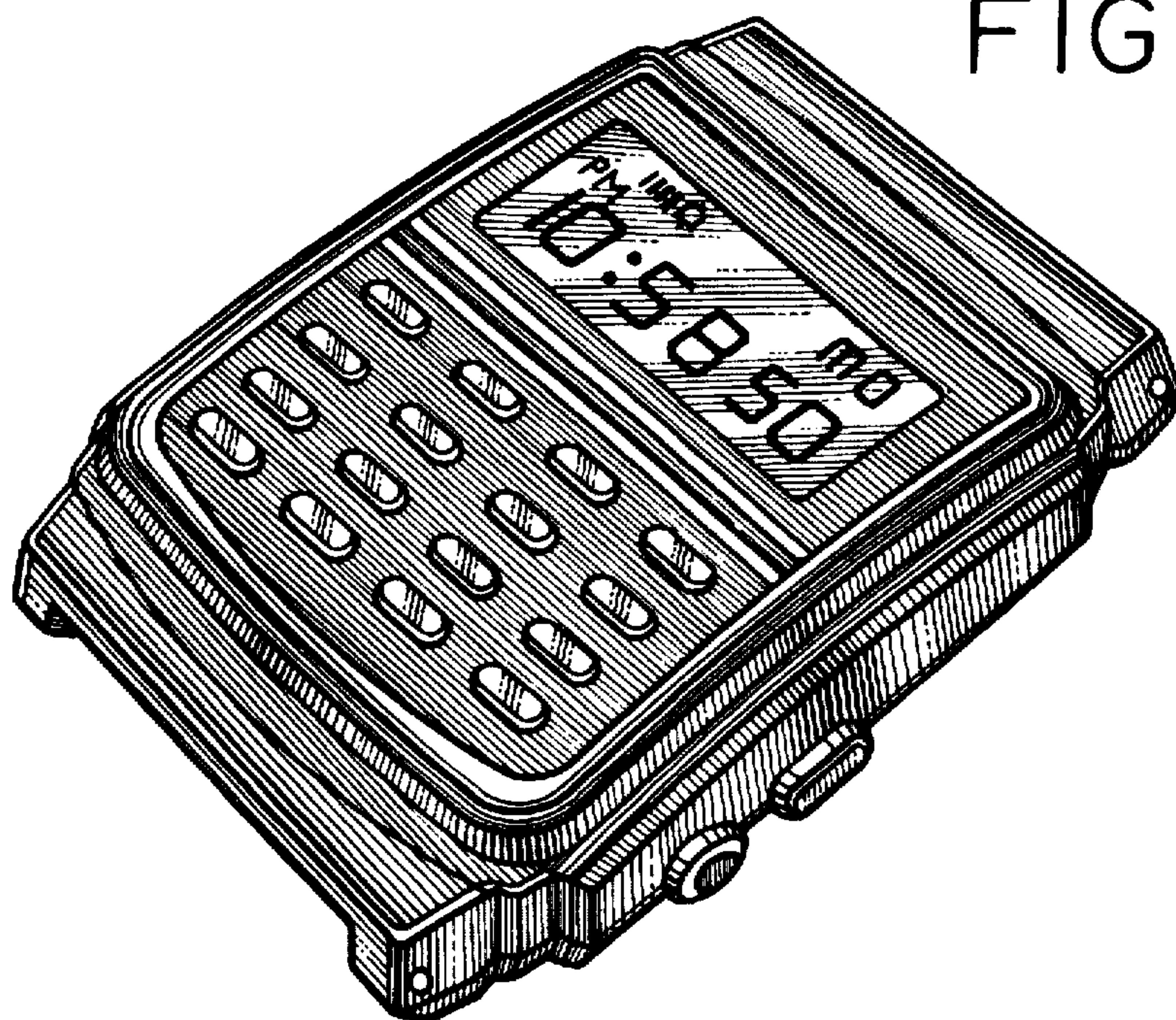


FIG. 7