



US00D396417S

United States Patent [19]
Goto

[11] **Patent Number:** **Des. 396,417**
[45] **Date of Patent:** ****Jul. 28, 1998**

[54] **WATCH CASE**

[75] **Inventor:** **Atsushi Goto, Kunitachi, Japan**

[73] **Assignee:** **Casio Computer Co., Ltd., Tokyo, Japan**

[**] **Term:** **14 Years**

[21] **Appl. No.:** **76,098**

[22] **Filed:** **Sep. 2, 1997**

[51] **LOC (6) Cl.** **10-02**

[52] **U.S. Cl.** **D10/30; D10/38**

[58] **Field of Search** **D10/1-40, 122-132; 368/280-282, 276-277, 28-30, 285, 239-242, 82-84, 41-44**

[56] **References Cited**

U.S. PATENT DOCUMENTS

D. 166,149 3/1952 Fass D10/30 X
D. 327,450 6/1992 Nakai D10/38

D. 339,749 9/1993 Ishizaka D10/38
D. 361,284 8/1995 Nakai D10/38
D. 377,314 1/1997 Moriai D10/38

Primary Examiner—Nelson C. Holtje
Attorney, Agent, or Firm—Frishauf, Holtz, Goodman, Langer & Chick


[57] **CLAIM**

The ornamental design for a watch case, as shown.

DESCRIPTION

FIG. 1 is a front elevational view of a watch case showing my new design;
FIG. 2 is a right side elevational view thereof;
FIG. 3 is a left side elevational view thereof;
FIG. 4 is a top plan view thereof;
FIG. 5 is a bottom plan view thereof;
FIG. 6 is a rear elevational view thereof; and,
FIG. 7 is a perspective view thereof.

1 Claim, 2 Drawing Sheets






FIG. 4

FIG. 3

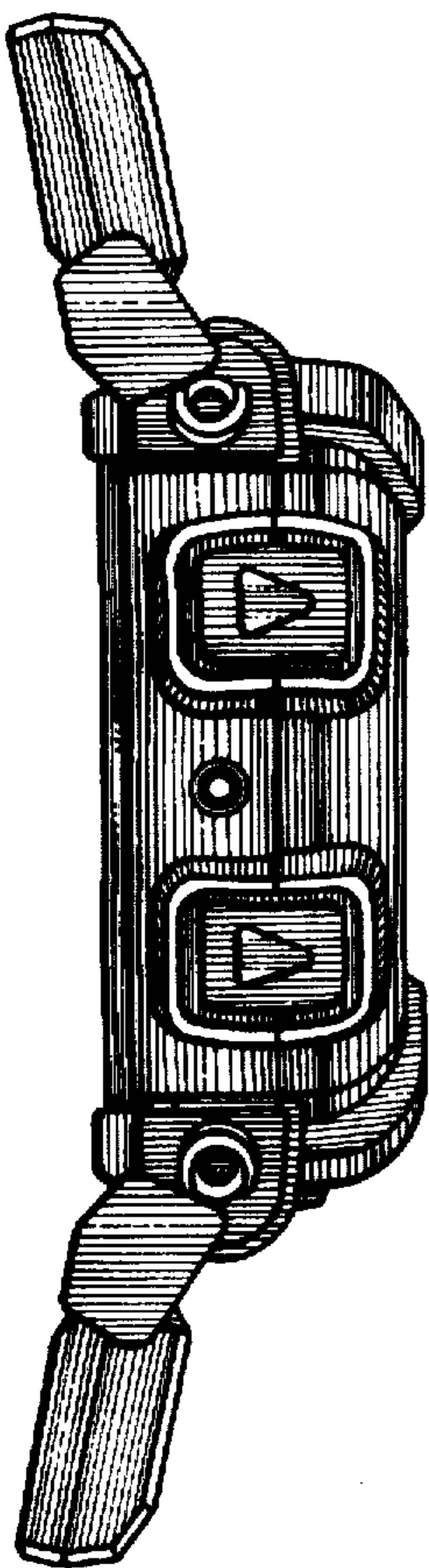


FIG. 1

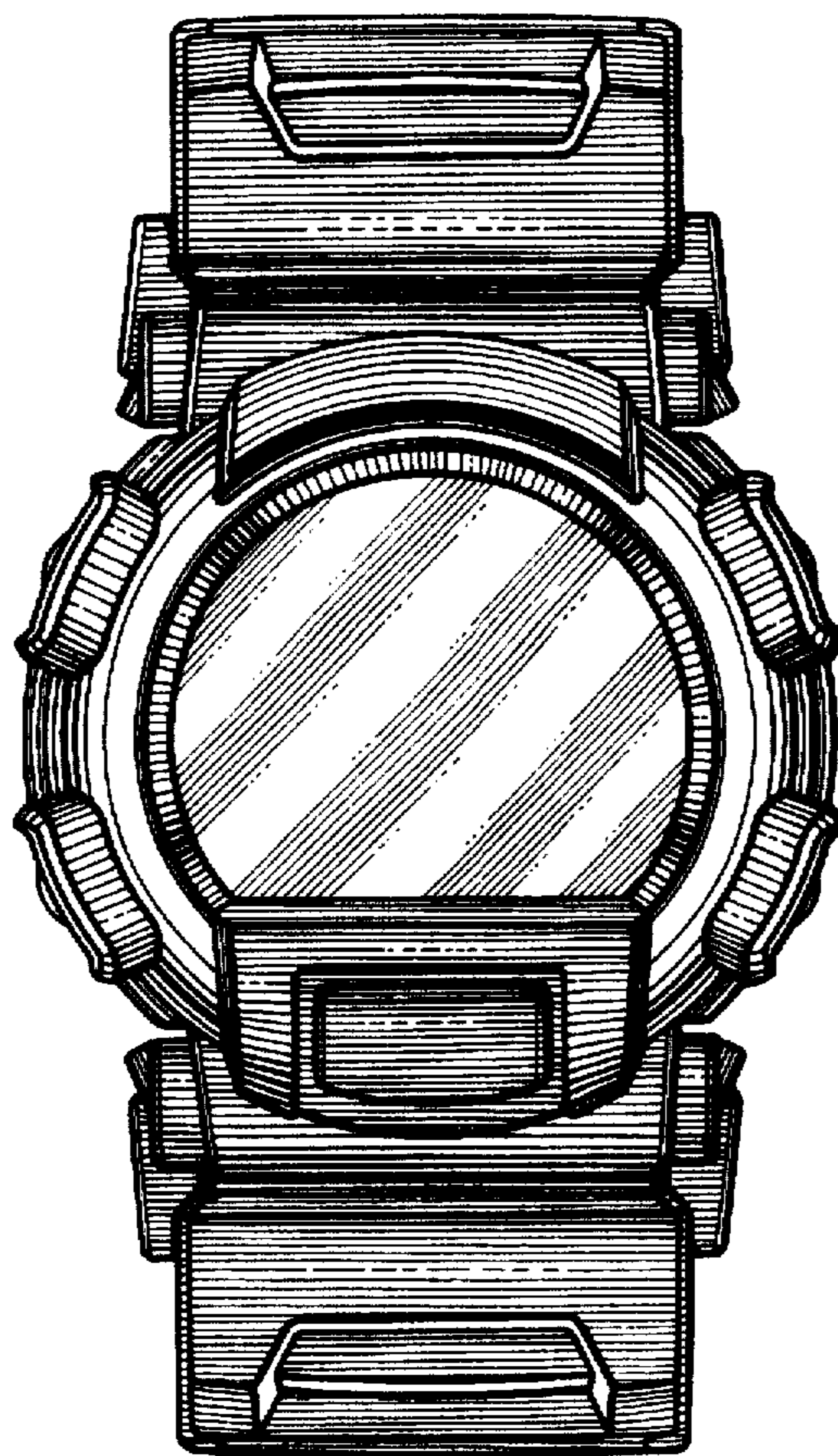


FIG. 2

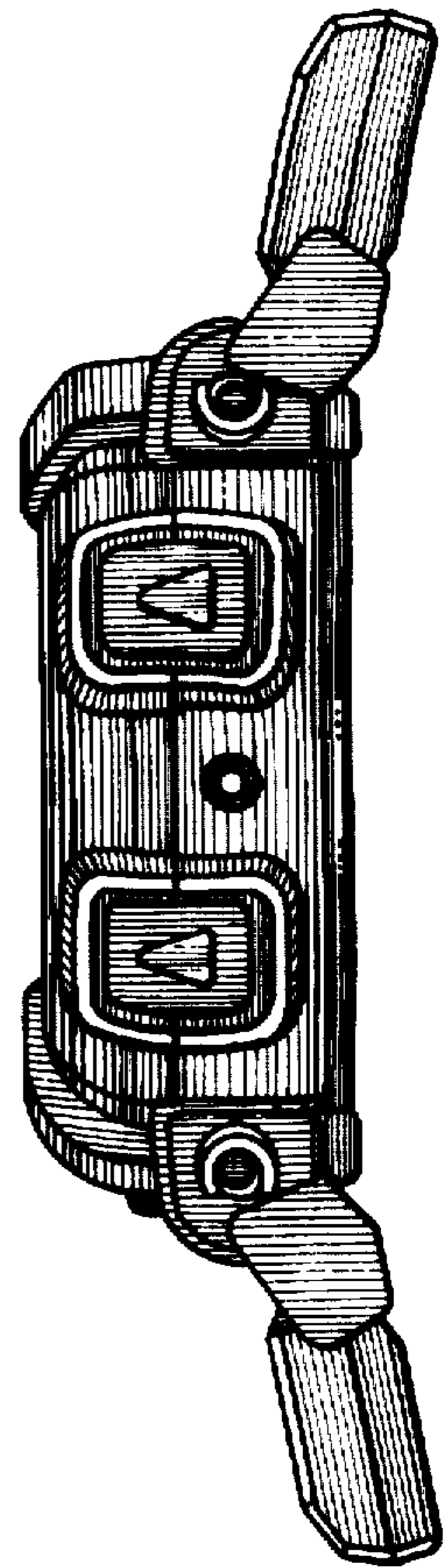



FIG. 5






FIG. 6

FIG. 7

