



US00D396416S

United States Patent [19]
Sugita et al.

[11] **Patent Number:** **Des. 396,416**
[45] **Date of Patent:** ****Jul. 28, 1998**

[54] **WATCH CASE**
[75] **Inventors:** **Shoichi Sugita; Kotaro Nakazato**, both
of Wako, Japan
[73] **Assignee:** **Casio Computer Co., Ltd.**, Tokyo,
Japan
[**] **Term:** **14 Years**
[21] **Appl. No.:** **74,875**
[22] **Filed:** **Aug. 11, 1997**

[51] **LOC (6) Cl.** **10-02**
[52] **U.S. Cl.** **D10/30; D10/38**
[58] **Field of Search** **D10/1-40, 122-132;**
368/280-282, 276-277, 28-30, 285, 239-242,
82-84, 41-44, 10

[56] **References Cited**

U.S. PATENT DOCUMENTS

D. 279,081 6/1985 Suzuki D10/38
D. 287,471 12/1986 Sato D10/38

D. 313,760 1/1991 Houlihan D10/38
D. 314,709 2/1991 Braun D10/30
D. 358,998 6/1995 Sugita D10/31
D. 369,752 5/1996 Houlihan D10/38
D. 370,639 6/1996 Morishima D10/38

Primary Examiner—Nelson C. Holtje
Attorney, Agent, or Firm—Frishauf, Holtz, Goodman,
Langer & Chick

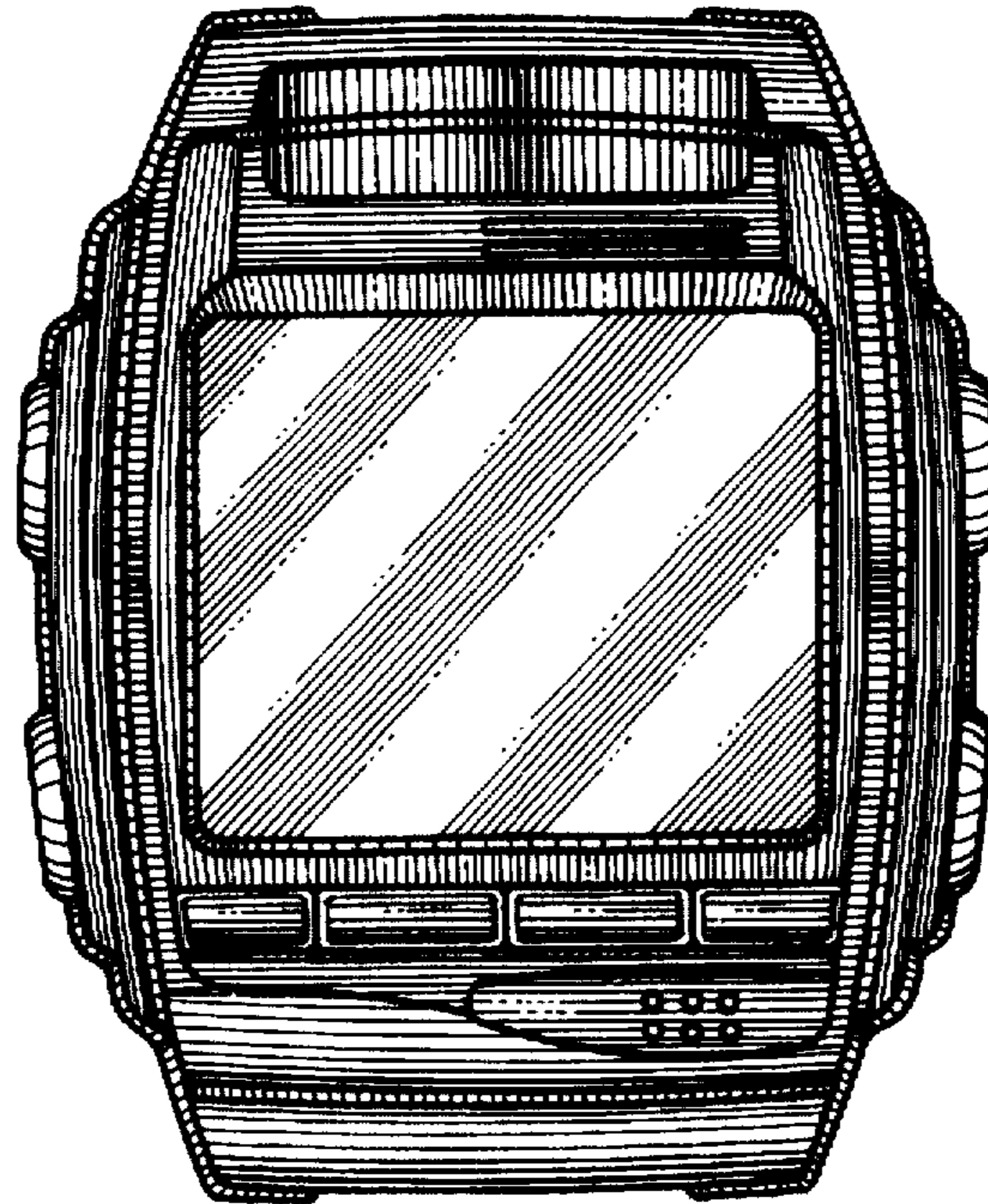
[57] **CLAIM**

The ornamental design for a watch case, as shown.

DESCRIPTION

FIG. 1 is a front elevational view of a watch case showing
our new design;
FIG. 2 is a right side elevational view thereof;
FIG. 3 is a left side elevational view thereof;
FIG. 4 is a top plan view thereof;
FIG. 5 is a bottom plan view thereof;
FIG. 6 is a rear elevational view thereof; and,
FIG. 7 is a perspective view thereof.

1 Claim, 2 Drawing Sheets






FIG. 4




FIG. 3

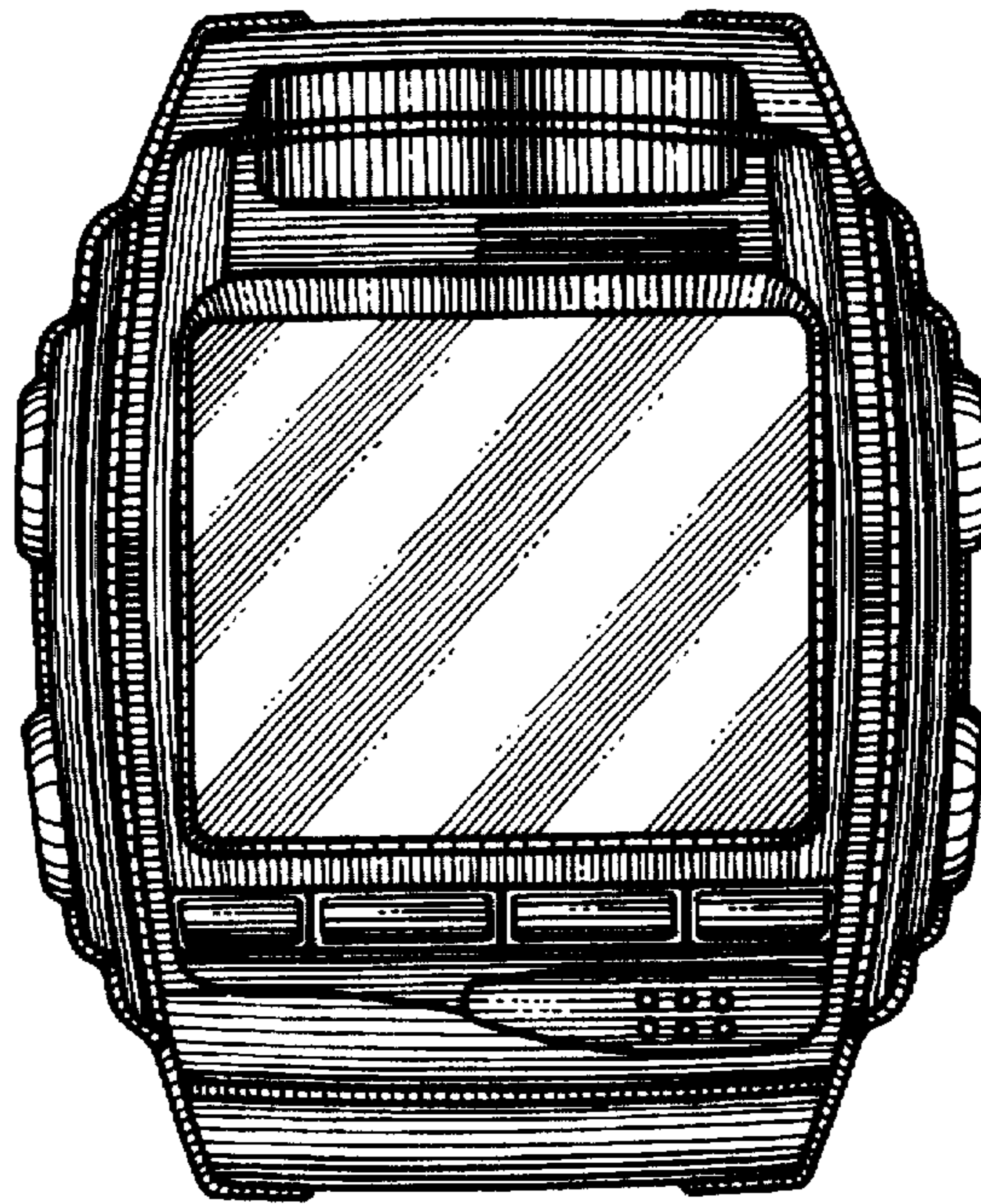


FIG. 1

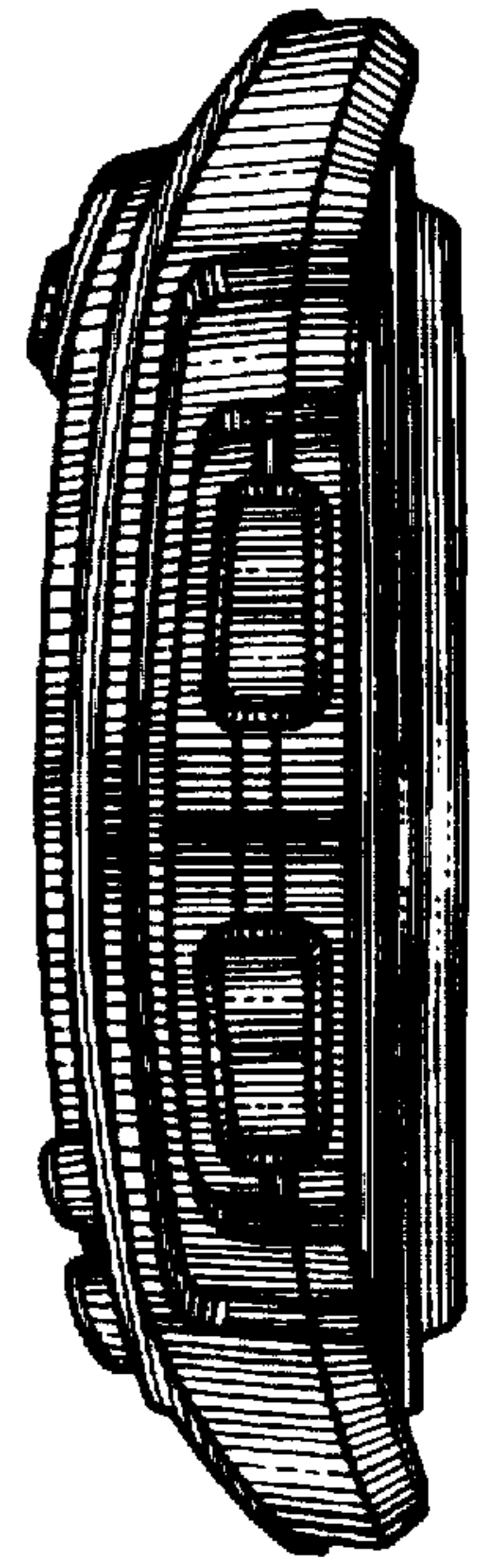


FIG. 2




FIG. 5




FIG. 6

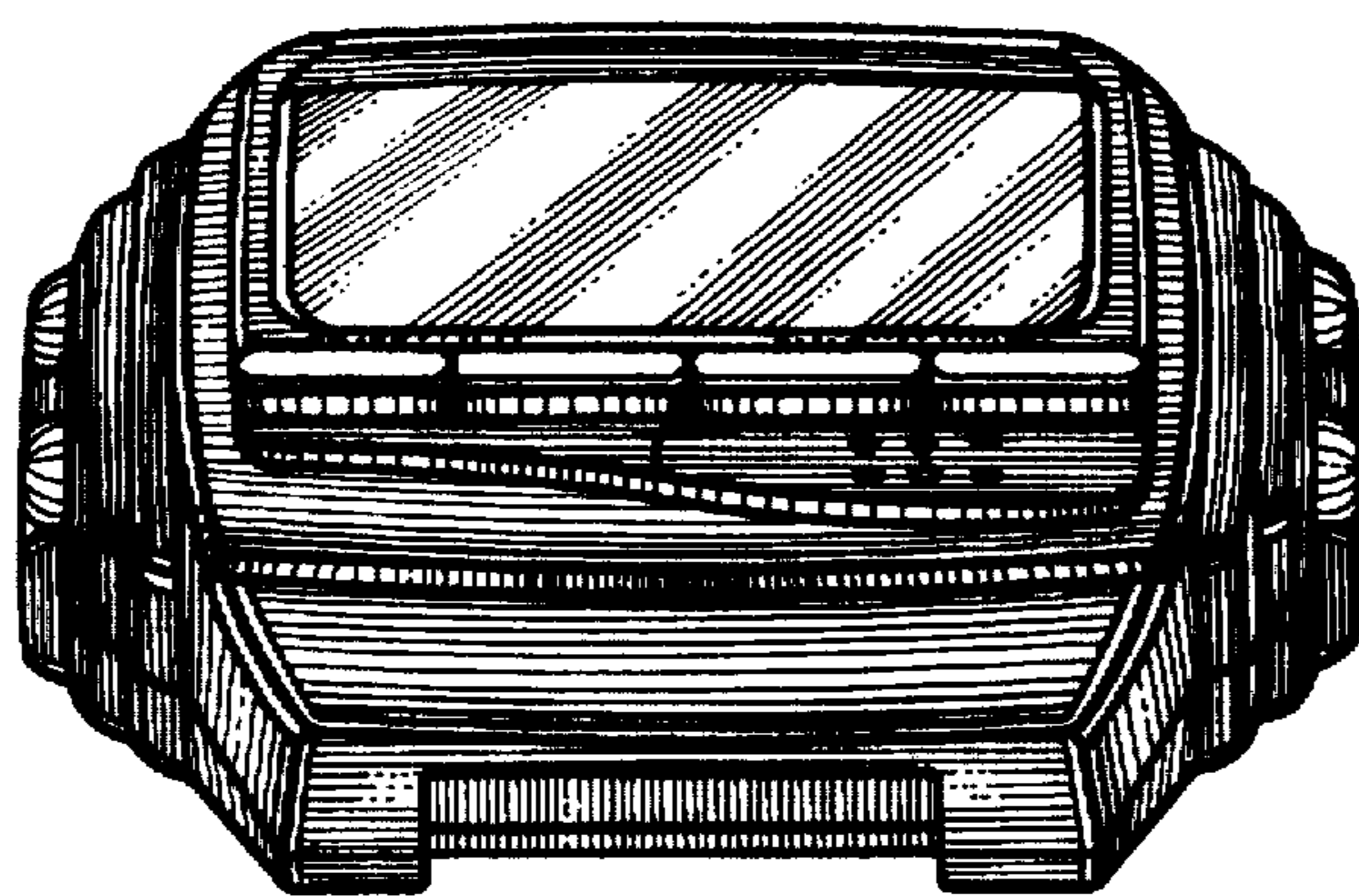


FIG. 7