



US00D396413S

United States Patent [19]
Duboff

[11] **Patent Number: Des. 396,413**
[45] **Date of Patent: **Jul. 28, 1998**

[54] **BOTTLE**

D. 385,195 10/1997 Corwin et al. D9/570
D. 387,282 12/1997 De Baschmakoff D9/571 X

[76] **Inventor: Len Duboff, 104 Stonecrest Rd.,
Ridgefield, Conn. 06877**

Primary Examiner—Lucy Lieberman
Attorney, Agent, or Firm—Jacobson, Price, Holman &
Stern, PLLC

[**] **Term: 14 Years**

[21] **Appl. No.: 75,350**

[57] **CLAIM**

[22] **Filed: Aug. 25, 1997**

The ornamental design for a bottle, as shown and described.

[51] **LOC (6) Cl. 09-01**

DESCRIPTION

[52] **U.S. Cl. D9/539; D9/557; D9/571**

[58] **Field of Search D9/557, 570, 539,
D9/540, 571, 558, 545; 215/382, 383, 384**

FIG. 1 is a left side elevation of a bottle showing my new design, the right side elevation is the same except for the conventional screw threading on the bottle neck;

FIG. 2 is a front elevation thereof, the rear elevation is the same except for the conventional screw threading on the bottle neck;

FIG. 3 is a top view thereof; and,

FIG. 4 is a bottom view thereof.

[56] **References Cited**

U.S. PATENT DOCUMENTS

D. 98,857 3/1936 Fuerst D9/557
D. 121,426 7/1940 Steelman D9/554
D. 197,583 2/1964 Vanderhyde D9/557
D. 383,070 9/1997 Workman et al. D9/545 X

1 Claim, 3 Drawing Sheets

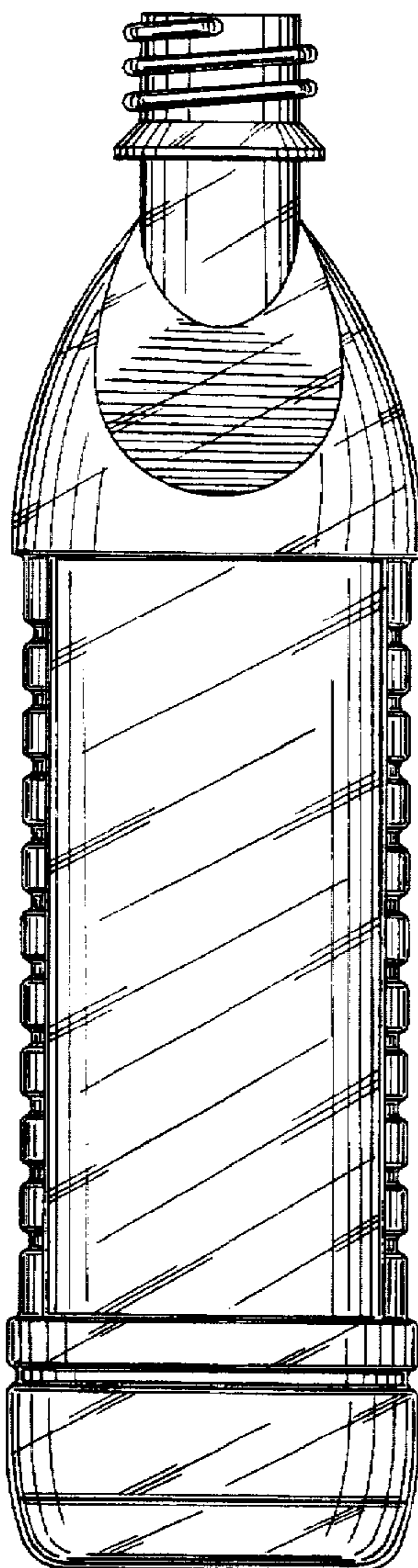


FIG. 1

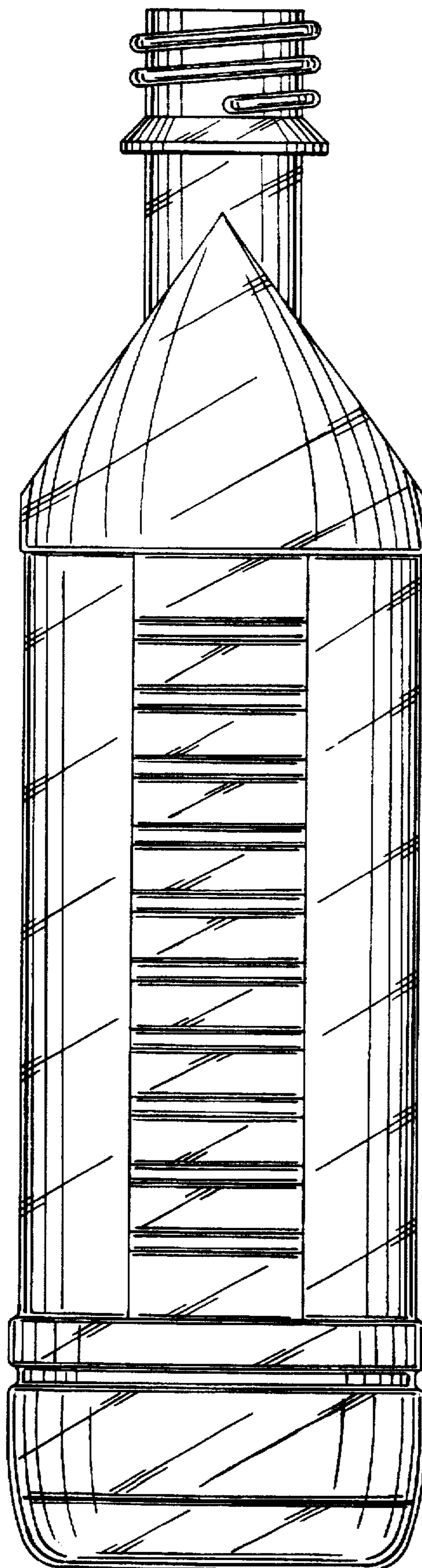


FIG. 2

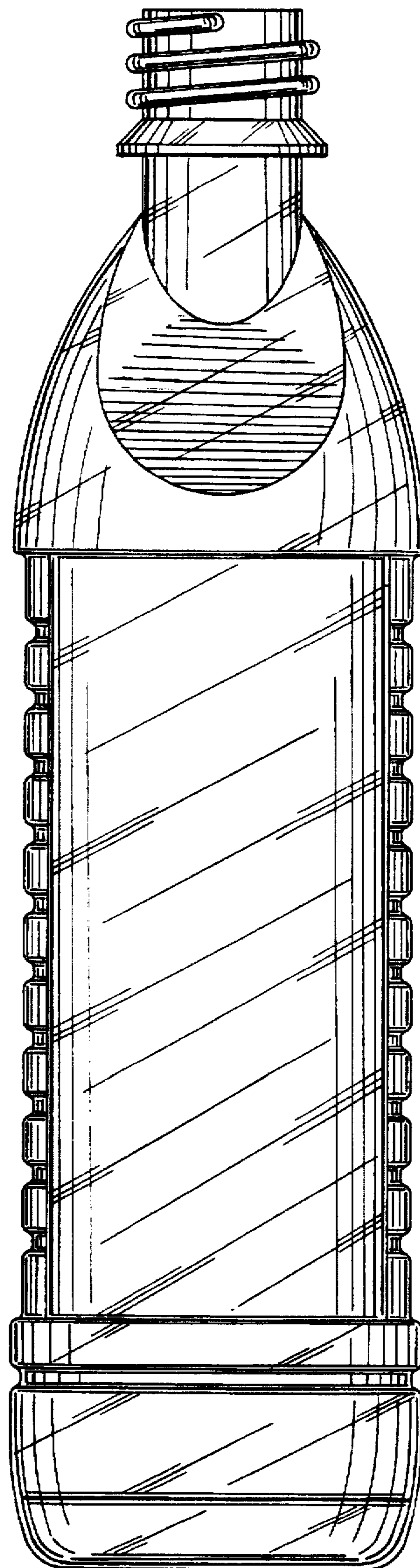


FIG. 3

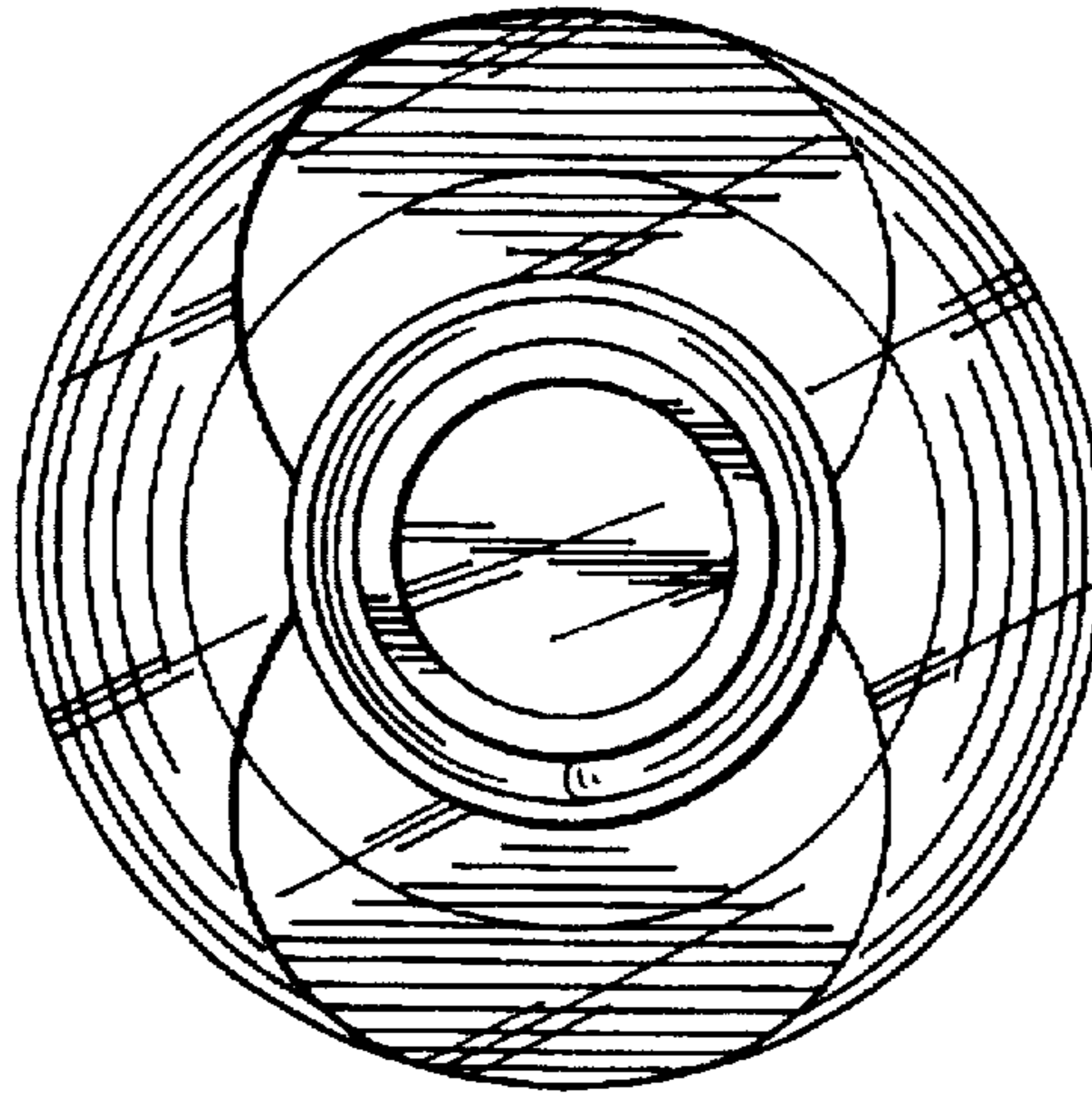


FIG. 4

