



US00D396407S

United States Patent [19]
Jennings et al.

[11] **Patent Number: Des. 396,407**
[45] **Date of Patent: **Jul. 28, 1998**

[54] **PROTECTIVE CAP FOR SHELVING UPRIGHT**

[76] **Inventors: Kevin Jennings**, P.O. Box 18264, Asheville, N.C. 28814; **Arnold Marshall**, 333 Gouges Branch Rd., Leicester, N.C. 28748

[**] **Term: 14 Years**

[21] **Appl. No.: 63,312**

[22] **Filed: Dec. 5, 1996**

[51] **LOC (6) Cl. 08-09**

[52] **U.S. Cl. D8/400; D8/499**

[58] **Field of Search D8/400, 499; 256/1, 256/DIG. 5; 211/182, 183; 16/1 R; 52/311.3, 314, 300, 301; 411/373, 371**

[56] **References Cited**

U.S. PATENT DOCUMENTS

311,122	1/1885	Hakins	411/373
2,991,888	7/1961	Shivek	211/182
3,662,980	5/1972	Kantor	211/182
3,960,275	6/1976	Haughton	211/182
4,161,090	7/1979	Watts, Jr.	52/301
4,890,967	1/1990	Rosenbaum	411/377

FOREIGN PATENT DOCUMENTS

748582	11/1944	Germany	411/373
832019	4/1960	United Kingdom	411/371

OTHER PUBLICATIONS

Plastiglide Glides, Caps & Closures; Cat. 5D; p. 22; Standard Rectangular Cap.

Primary Examiner—B. J. Bullock
Attorney, Agent, or Firm—Carter & Schnedler

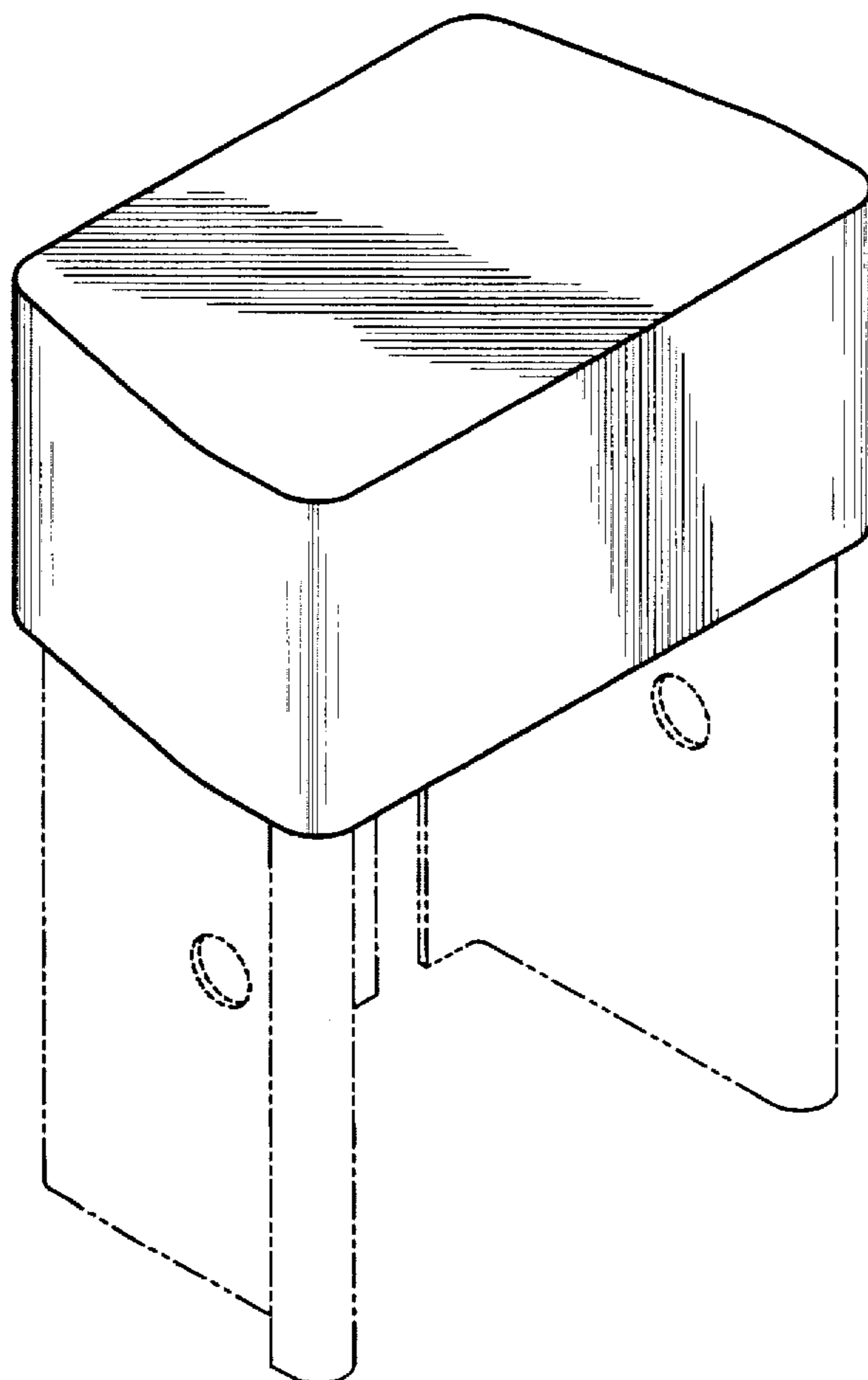
[57] **CLAIM**

The ornamental design for a protective cap for shelving upright, as shown.

DESCRIPTION

FIG. 1 is a front/bottom perspective view of a protective cap for shelving upright showing our new design; FIG. 2 is a front/top perspective view thereof, the portion of a shelving upright is shown in broken lines for illustrative purposes only and forms no part of the claimed design; FIG. 3 is a front view thereof; FIG. 4 is a side view thereof; FIG. 5 is a top view thereof; FIG. 6 is a bottom view thereof; and, FIG. 7 is a rear view thereof.

1 Claim, 2 Drawing Sheets



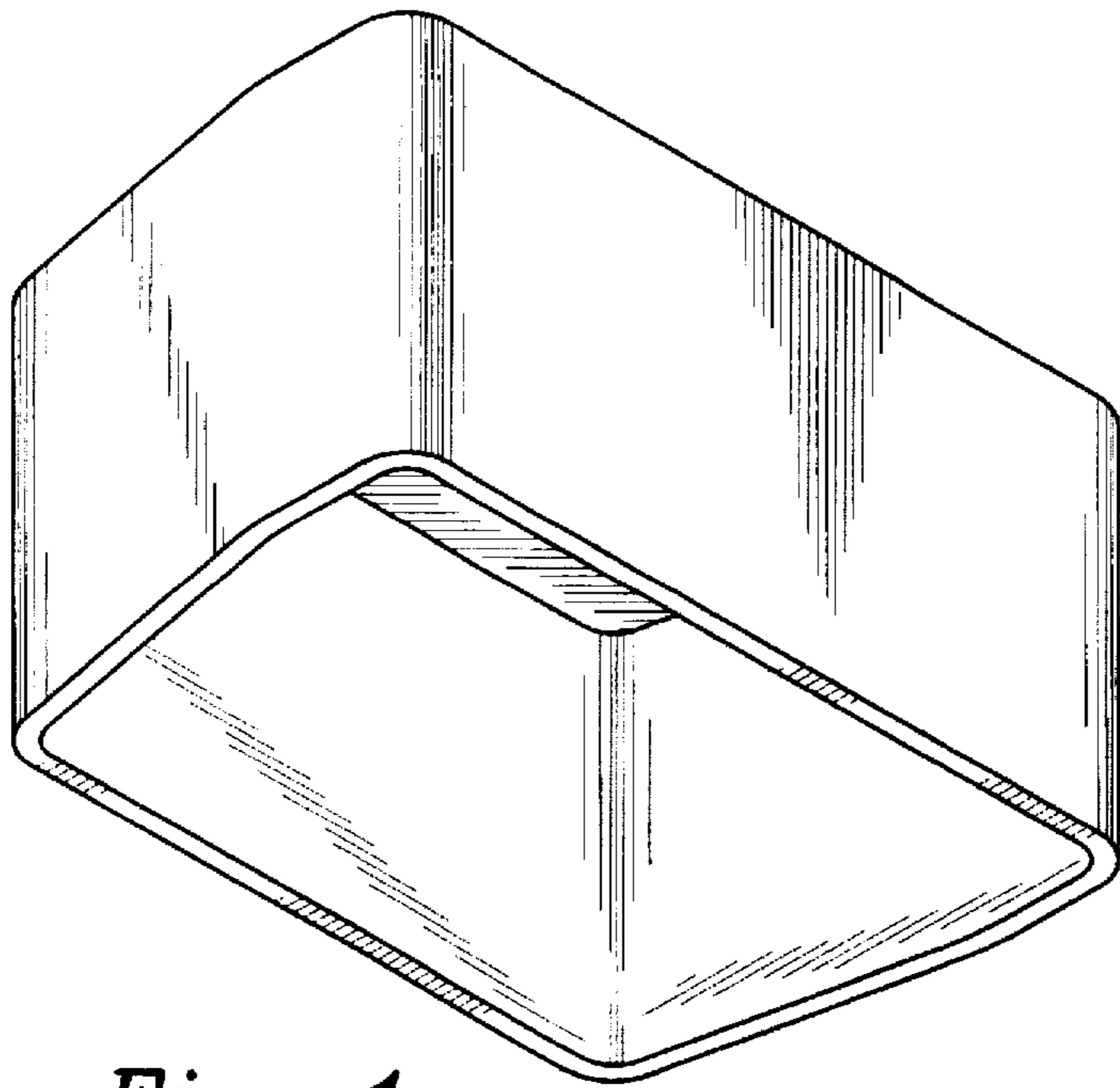


Fig. 1

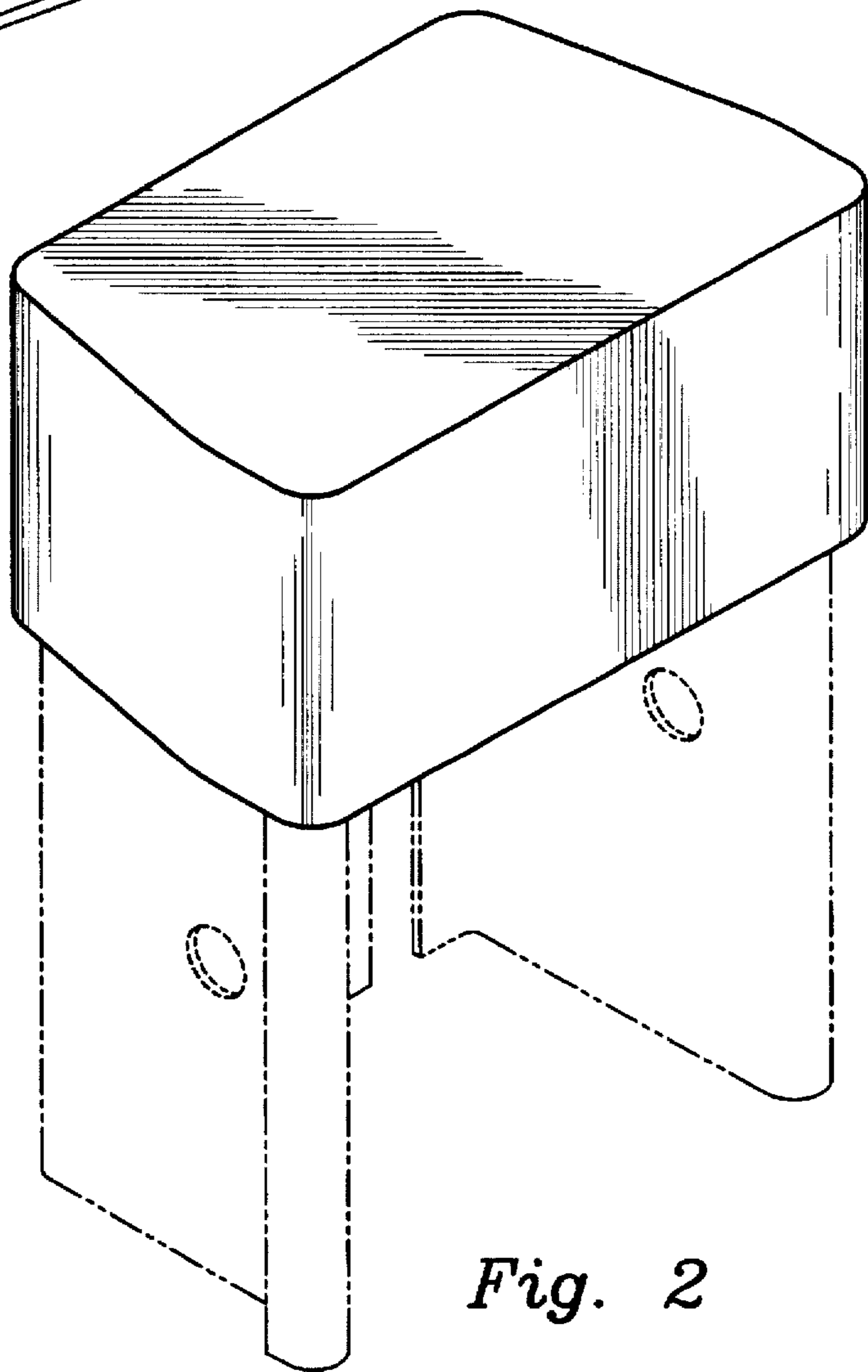


Fig. 2




Fig. 3




Fig. 4

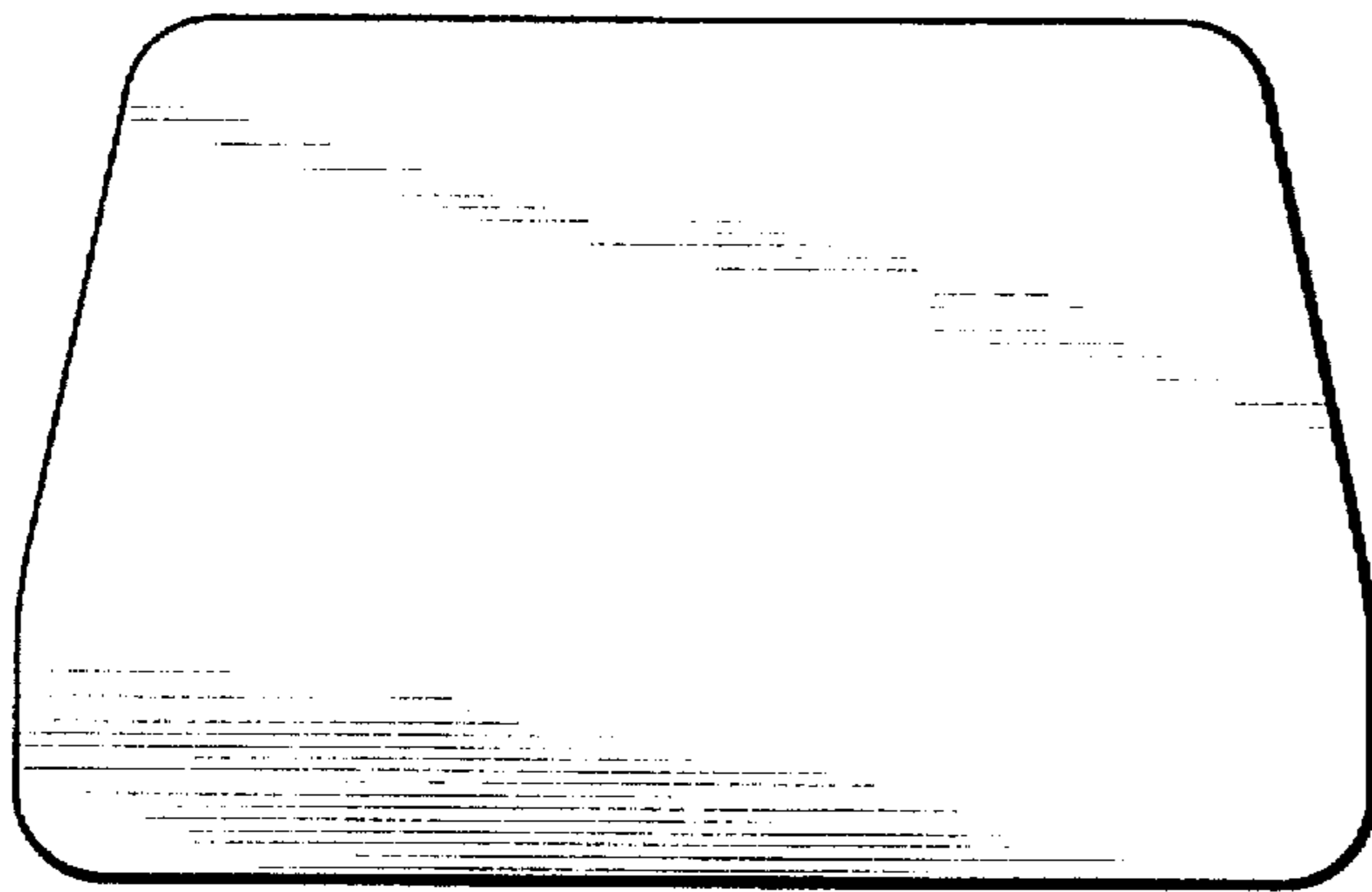


Fig. 5




Fig. 6




Fig. 7