



US00D396398S

United States Patent [19]

Anderson et al.

[11] Patent Number: **Des. 396,398**

[45] Date of Patent: ****Jul. 28, 1998**

[54] **LOCK ASSEMBLY HOUSING**

4,181,333 1/1980 Stelma 292/DIG. 20
5,667,258 9/1997 Takimoto 292/DIG. 49

[75] Inventors: **Todd Allan Anderson**, Conyngham;
Clifford Elliott Simon, Mountaintop,
both of Pa.

Primary Examiner—Brian N. Vinson
Attorney, Agent, or Firm—Hill & Simpson

[73] Assignee: **Allen-Stevens Corp.**, West Hazelton,
Pa.

[57] **CLAIM**

[**] Term: **14 Years**

The ornamental design for a "lock assembly housing", as shown and described.

[21] Appl. No.: **65,244**

DESCRIPTION

[22] Filed: **Jan. 28, 1997**

FIG. 1 is a top plan view of a lock assembly housing showing our new design;

[51] **LOC (6) Cl.** **08-07**

FIG. 2 is a front elevational view thereof;

[52] **U.S. Cl.** **D8/338**

FIG. 3 is a right side elevational view thereof;

[58] **Field of Search** D8/330, 331, 336,
D8/337, 338; 292/194, 336.3, DIG. 20,
DIG. 30, DIG. 31, DIG. 49

FIG. 4 is a bottom plan view thereof;

FIG. 5 is a rear elevational view thereof; and,

FIG. 6 is a left side elevational view thereof.

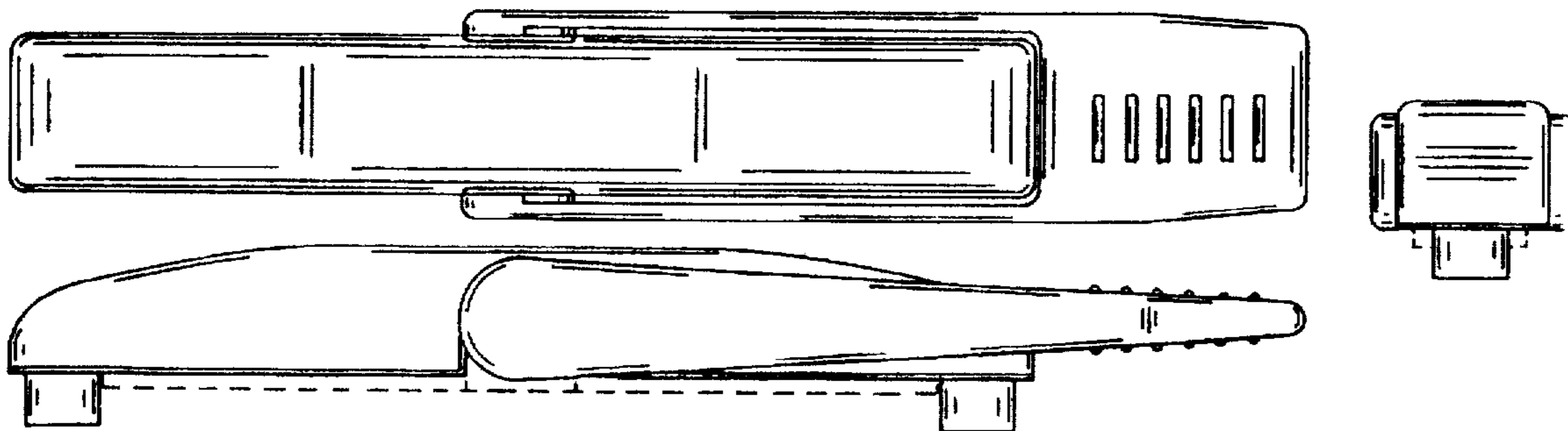
The broken-line disclosure in the views is for illustrative purposes only and forms no part of the claimed design.

[56] **References Cited**

U.S. PATENT DOCUMENTS

3,998,481 12/1976 Anthonie 292/DIG. 31

1 Claim, 2 Drawing Sheets






FIG. 1




FIG. 2

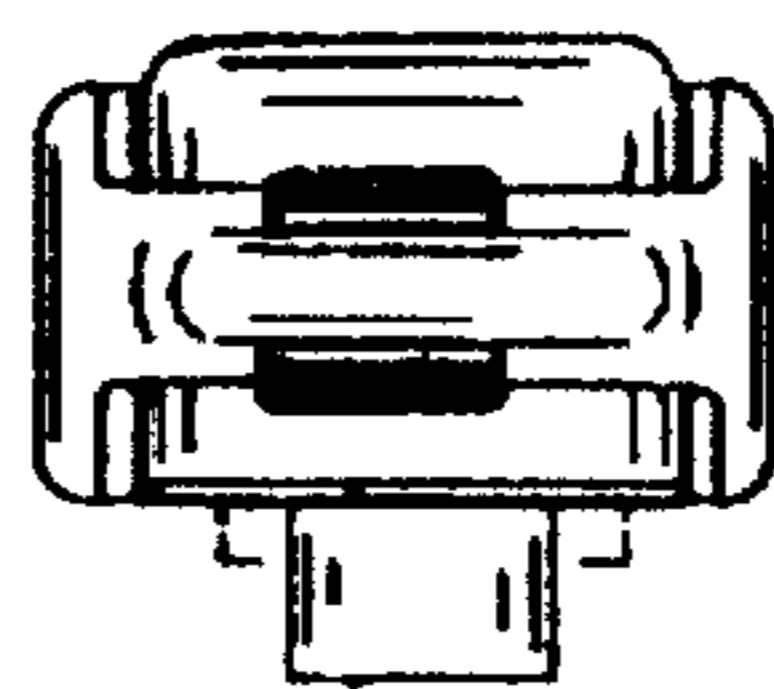


FIG. 3

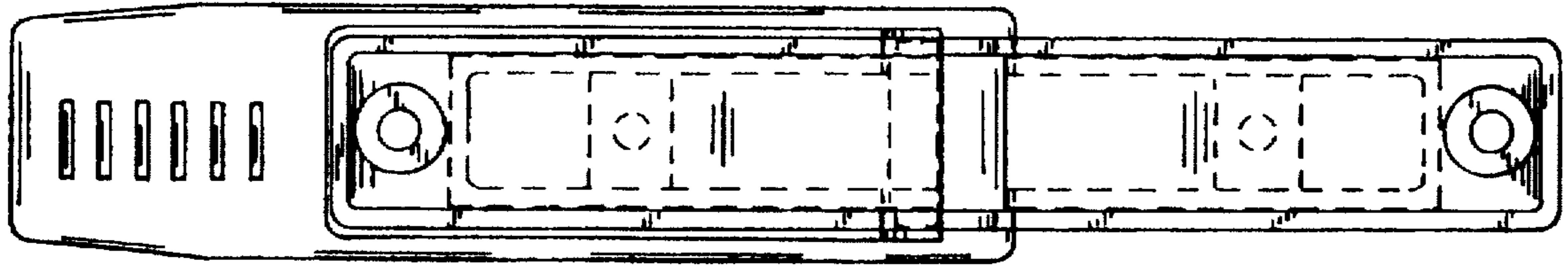


FIG. 4

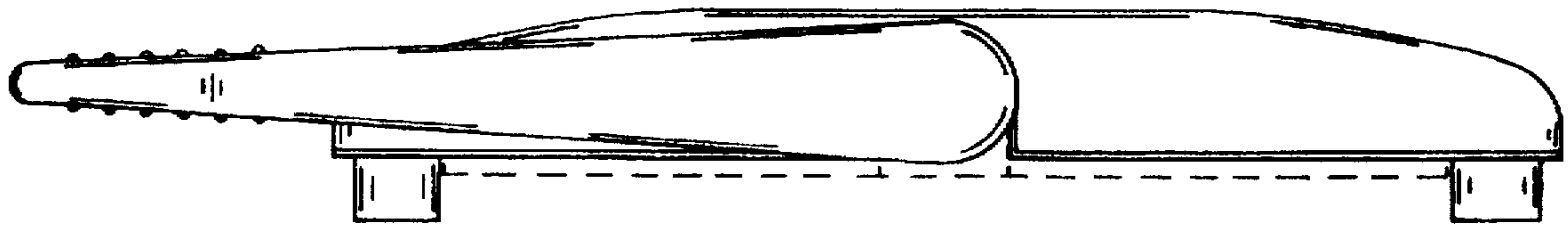


FIG. 5




FIG. 6