



US00D396396S

United States Patent [19]
Larson

[11] **Patent Number:** **Des. 396,396**
[45] **Date of Patent:** ****Jul. 28, 1998**

[54] **BICYCLE HANDLE SHIFTER GRIP**

[75] **Inventor:** **Michael W. Larson, Chicago, Ill.**

[73] **Assignee:** **SRAM Corporation, Chicago, Ill.**

[**] **Term:** **14 Years**

[21] **Appl. No.:** **30,496**

[22] **Filed:** **Oct. 31, 1994**

[51] **LOC (6) Cl.** **08-06**

[52] **U.S. Cl.** **D8/303**

[58] **Field of Search** **D8/303, 300; D12/179; 74/551.8; 16/110 R, 110.5, 111 R, DIG. 12**

[56] **References Cited**

U.S. PATENT DOCUMENTS

D. 319,770 9/1991 Borromeo D8/303
D. 337,859 7/1993 Rommerdale D8/303

D. 361,695 8/1995 Sutker D8/303
5,145,210 9/1992 Lennon 280/281.1

Primary Examiner—Melody N. Brown
Attorney, Agent, or Firm—Jefferson Perkins

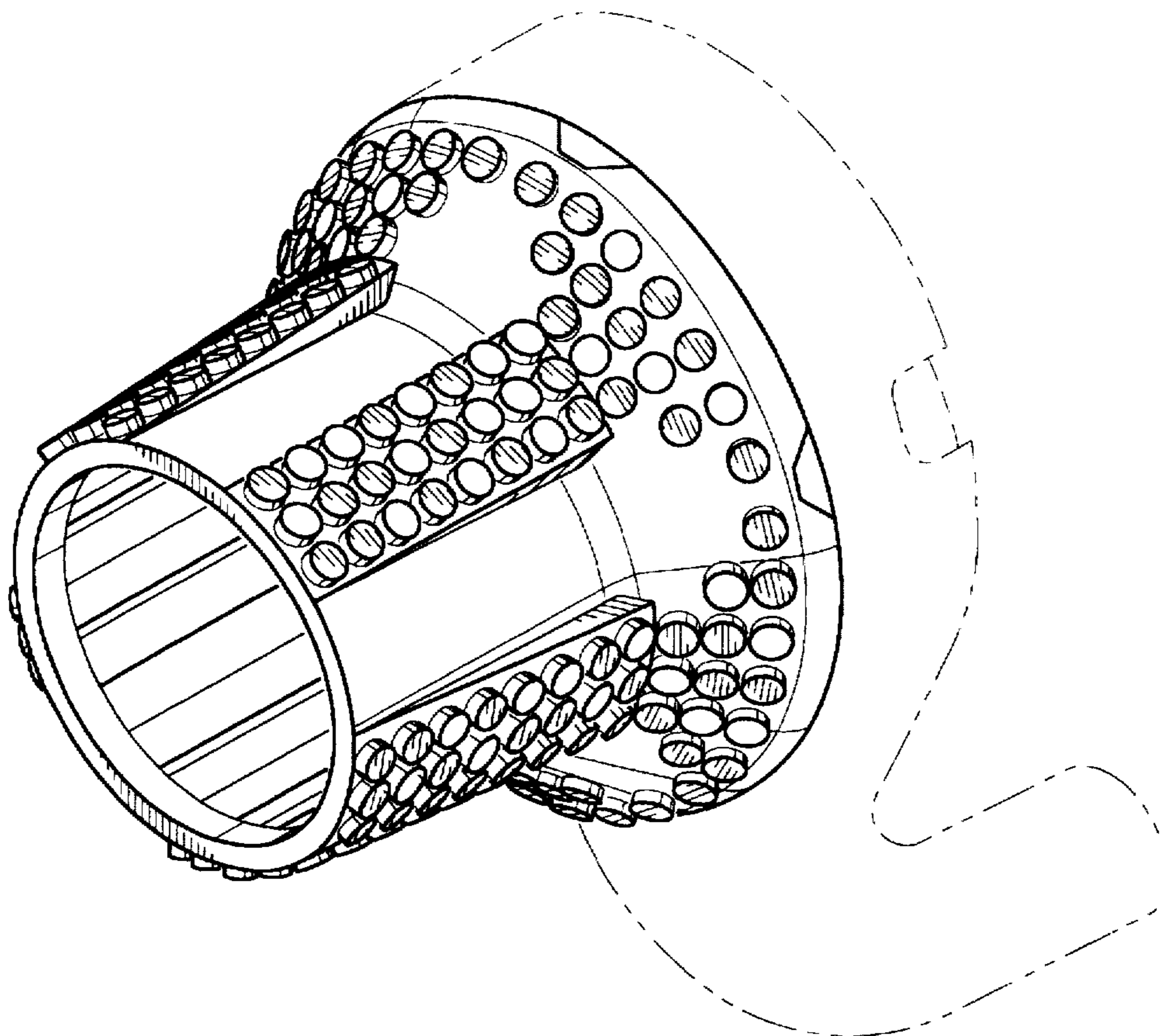
[57] **CLAIM**

The ornamental design for a bicycle handle shifter grip, as shown and described.

DESCRIPTION

FIG. 1 is a perspective view of a bicycle handle shifter grip showing my new design;
FIG. 2 is a side elevational view thereof, all other sides being a mirror image of that shown; and,
FIG. 3 is an end elevational view thereof, the opposite end being unornamented.
The broken lines shown in FIG. 1 are for illustrative purposes only and form no part of the claimed design.

1 Claim, 2 Drawing Sheets



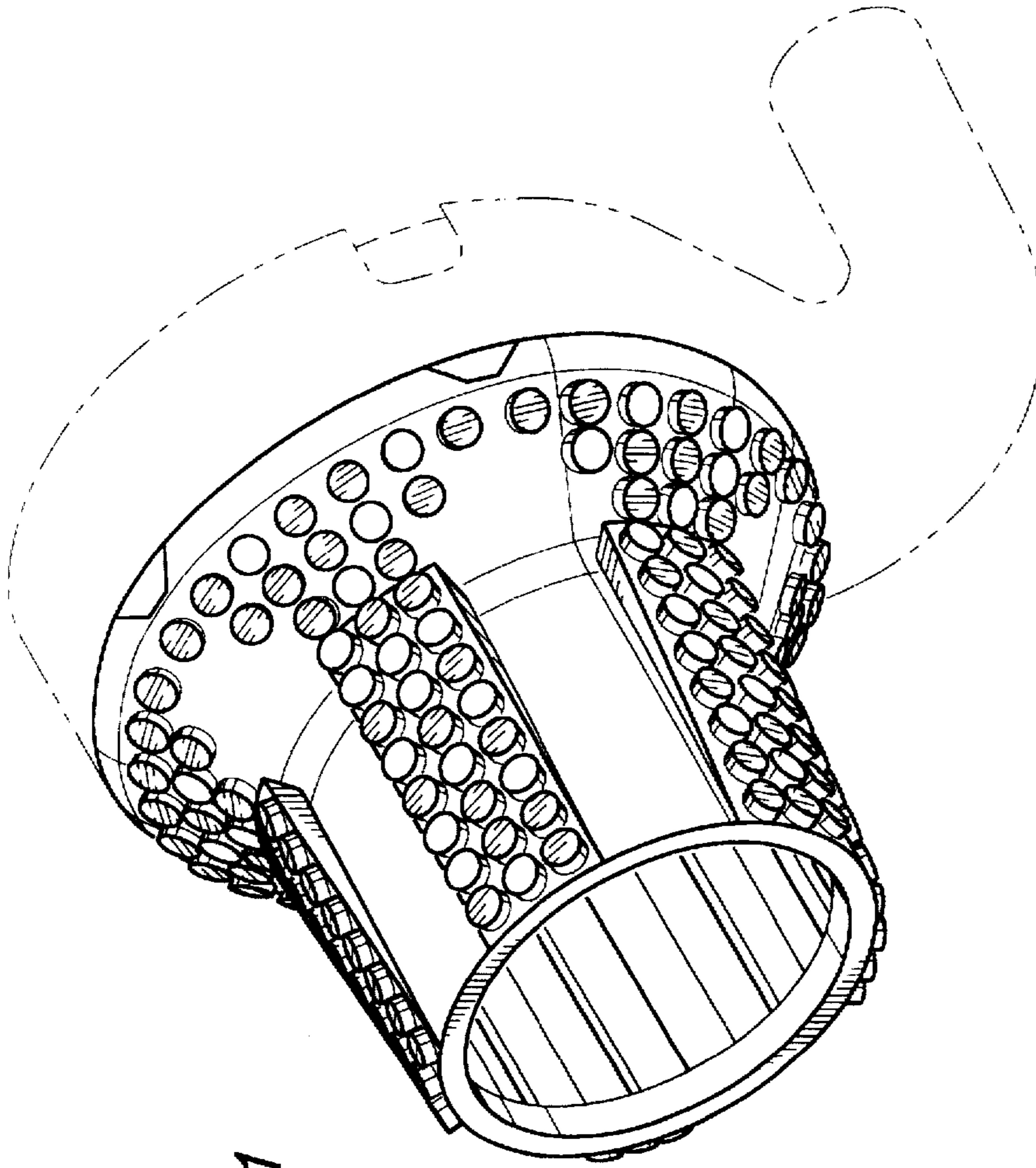


FIG. 1

FIG. 2

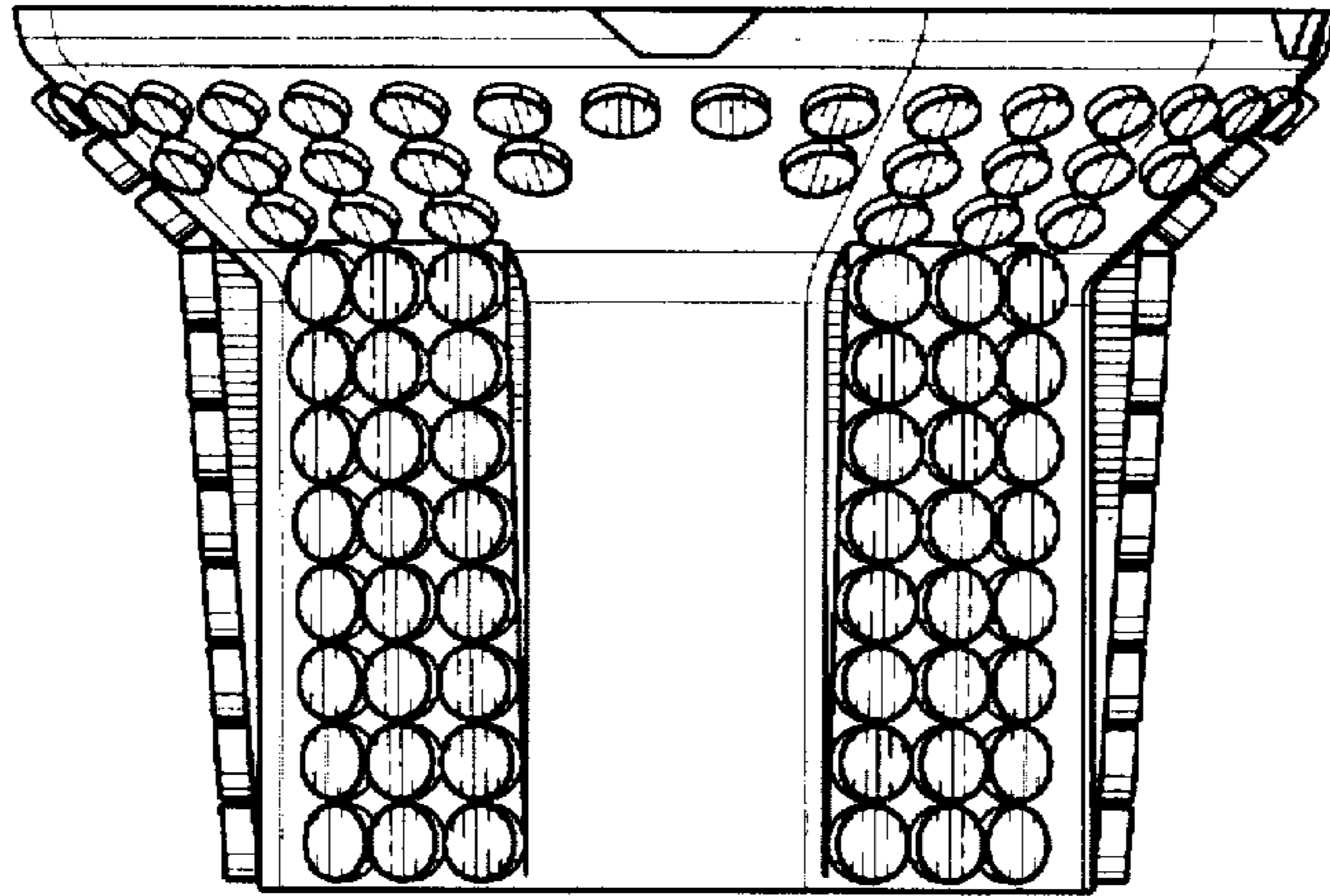


FIG. 3

