



US00D396394S

United States Patent [19]
Gstadler

[11] **Patent Number: Des. 396,394**

[45] **Date of Patent: ***Jul. 28, 1998**

[54] **SCISSORS**

D. 344,225 2/1994 Hendon et al. D8/57
2,676,402 4/1954 Shaler 30/230

[75] **Inventor: Bruno Gstadler, Poissy, France**

OTHER PUBLICATIONS

[73] **Assignee: Manufacture D'Articles de Precision et de Dessin, France**

Vogue Patterns, (Dahle scissors) p. 78, Nov. 12, 1982.

[*] **Notice:** The portion of the term of this patent subsequent to Jul. 14, 2012, has been disclaimed.

Primary Examiner—Ted Shooman

Assistant Examiner—Adir Aronovich

Attorney, Agent, or Firm—Mathews, Collins, Shepherd & Gould

[**] **Term: 14 Years**

[57] **CLAIM**

[21] **Appl. No.: 58,996**

The ornamental design for scissors, as shown and described.

[22] **Filed: Aug. 30, 1996**

DESCRIPTION

[51] **LOC (6) Cl. 08-03**

FIG. 1 is a side perspective view of scissors showing my new design;

[52] **U.S. Cl. D8/57**

FIG. 2 is a side elevational view thereof, the side opposite that shown in FIG. 2 being the mirror image thereof;

[58] **Field of Search D8/57, 98; 7/125, 7/132, 133-135, 151; 30/230, 232, 233, 252-256**

FIG. 3 is a top plan view thereof, the bottom plan view opposite that shown in FIG. 3 being the mirror image thereof;

[56] **References Cited**

FIG. 4 is an end elevational view thereof, taken from the right side of FIG. 2; and,

U.S. PATENT DOCUMENTS

FIG. 5 is an end elevational view thereof, taken from the left of FIG. 2.

D. 234,117	1/1975	Laurenti	D8/57
D. 296,757	7/1988	Strack	D8/57
D. 316,802	5/1991	Yamagishi	D8/57
D. 318,780	8/1991	Bendickson et al.	D8/57

1 Claim, 2 Drawing Sheets

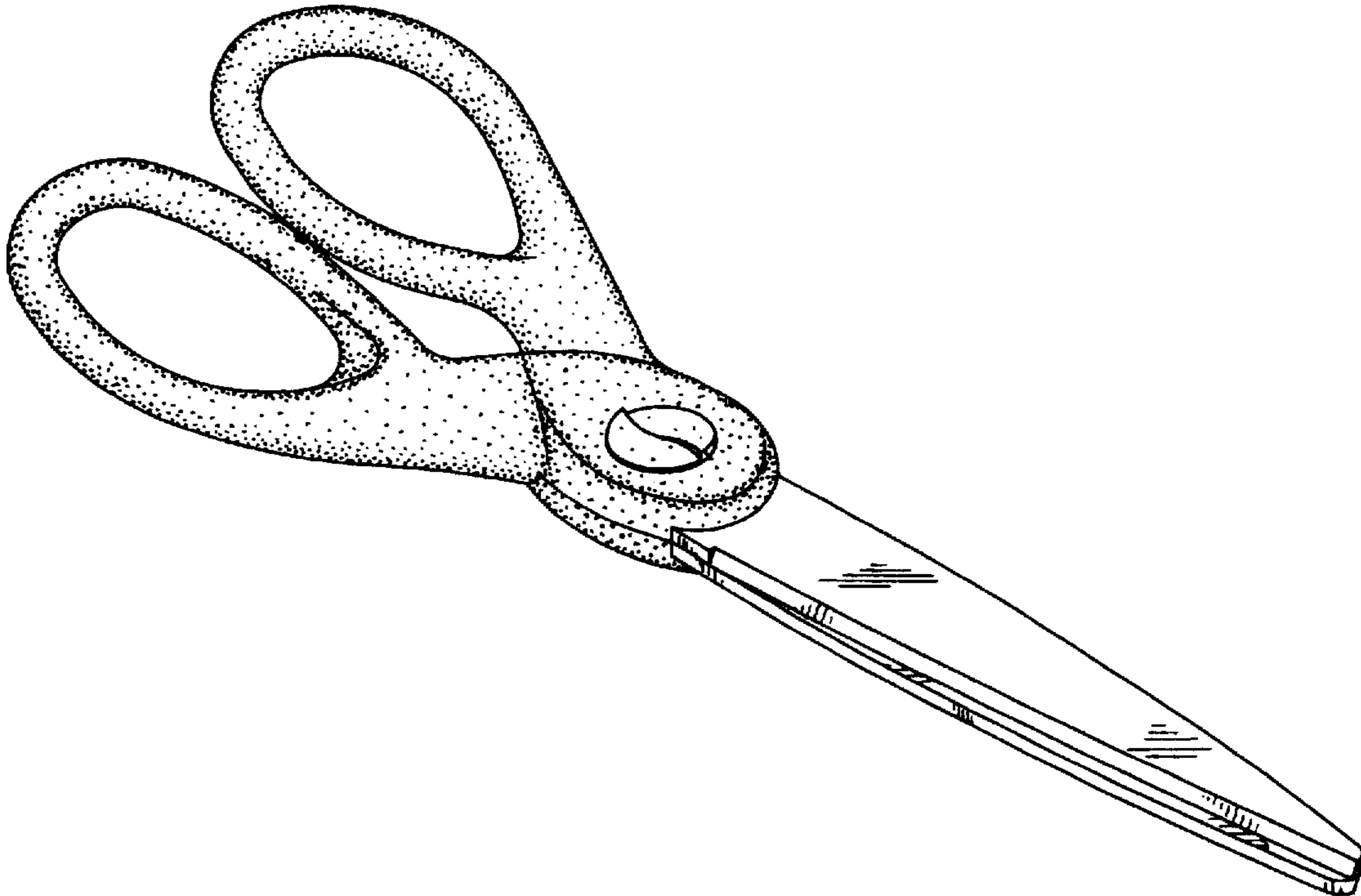


FIG. 1

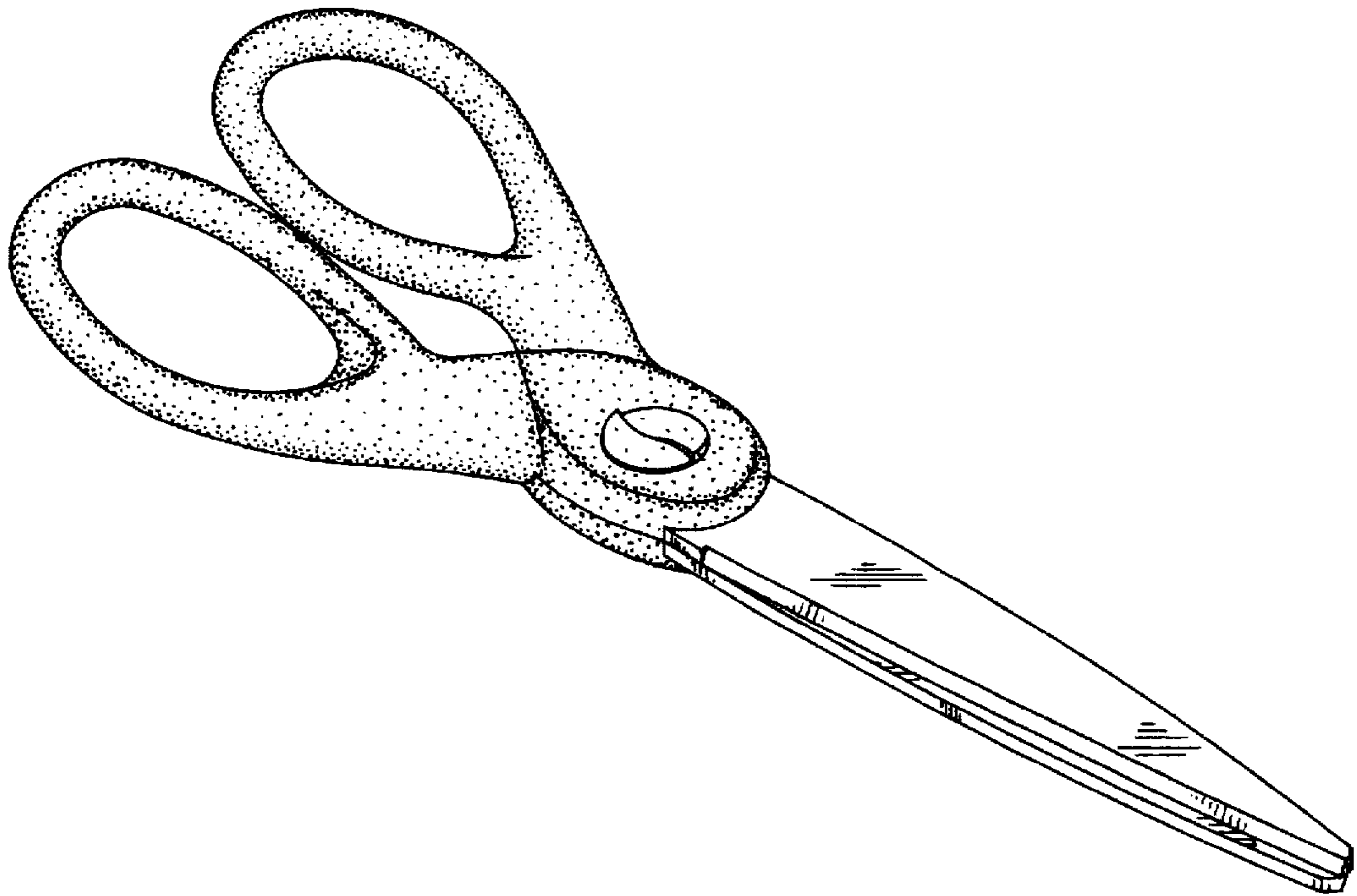


FIG. 2

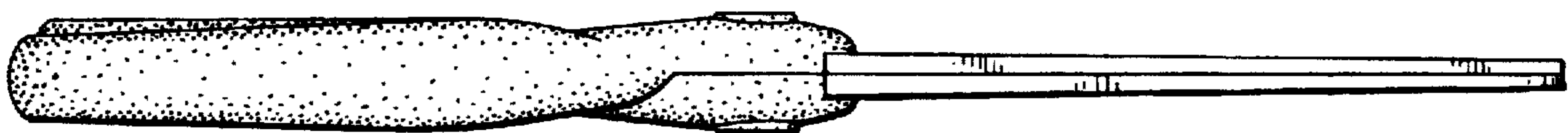


FIG. 3

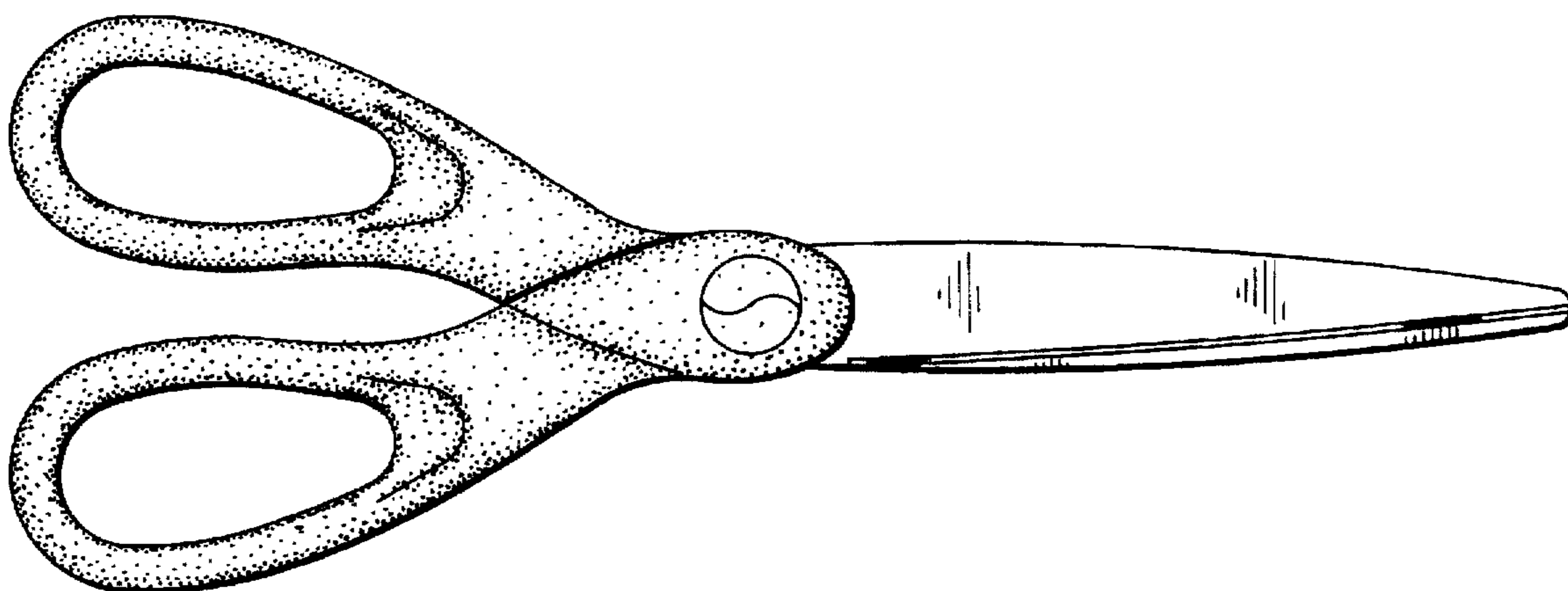


FIG. 4



FIG. 5

