



US00D396376S

United States Patent [19]
Sze-Man

[11] **Patent Number: Des. 396,376**
[45] **Date of Patent: **Jul. 28, 1998**

[54] **COMPACT DISC RACK**
[75] **Inventor: Louisa Mok Sze-Man, Kowloon, Hong Kong**
[73] **Assignee: Ezech Limited, Kowloon, Hong Kong**
[**] **Term: 14 Years**
[21] **Appl. No.: 67,312**
[22] **Filed: Feb. 20, 1997**

[51] **LOC (6) Cl. 06-04**
[52] **U.S. Cl. D6/630; D6/479**
[58] **Field of Search D6/407, 626-635, D6/477-479, 474, 468; D34/17, 21; 108/108, 153; 211/40, 41.1, 41.4, 41.12, 41.3; 206/307.1, 308.1, 387.15, 308.3, 387.1, 425, 313, 310; 312/9.1-9.64**

[56] **References Cited**
U.S. PATENT DOCUMENTS

D. 109,489 5/1938 Lacy D6/479
D. 280,163 8/1985 Leo, Sr. D6/474
D. 285,852 9/1986 Clark D34/21
D. 311,291 10/1990 Ugalde D6/474
D. 318,580 7/1991 Sjostrom D6/407
D. 318,584 7/1991 Rousso D6/479

D. 344,419 2/1994 Stoddard D34/21
D. 365,709 1/1996 Leveen et al. D6/474
4,850,731 7/1989 Youngs .
5,097,946 3/1992 Emrich 206/308.1 X
5,615,779 4/1997 Marsilio et al. 211/40

OTHER PUBLICATIONS

Avery™ CD Tracs™ Innovative Modular CD-Rom Storage System.

Primary Examiner—Jeffrey Asch
Attorney, Agent, or Firm—Meltzer, Lippe, Goldstein et al.

[57] **CLAIM**

The ornamental design for a compact disc rack, as shown and described

DESCRIPTION

FIG. 1 is a front view of a compact disc rack showing my new design;
FIG. 2 is side view thereof the opposite side being a mirror image;
FIG. 3 is a back view thereof;
FIG. 4 is a top view thereof;
FIG. 5 is a bottom view thereof; and,
FIG. 6 is a perspective view thereof.

1 Claim, 3 Drawing Sheets

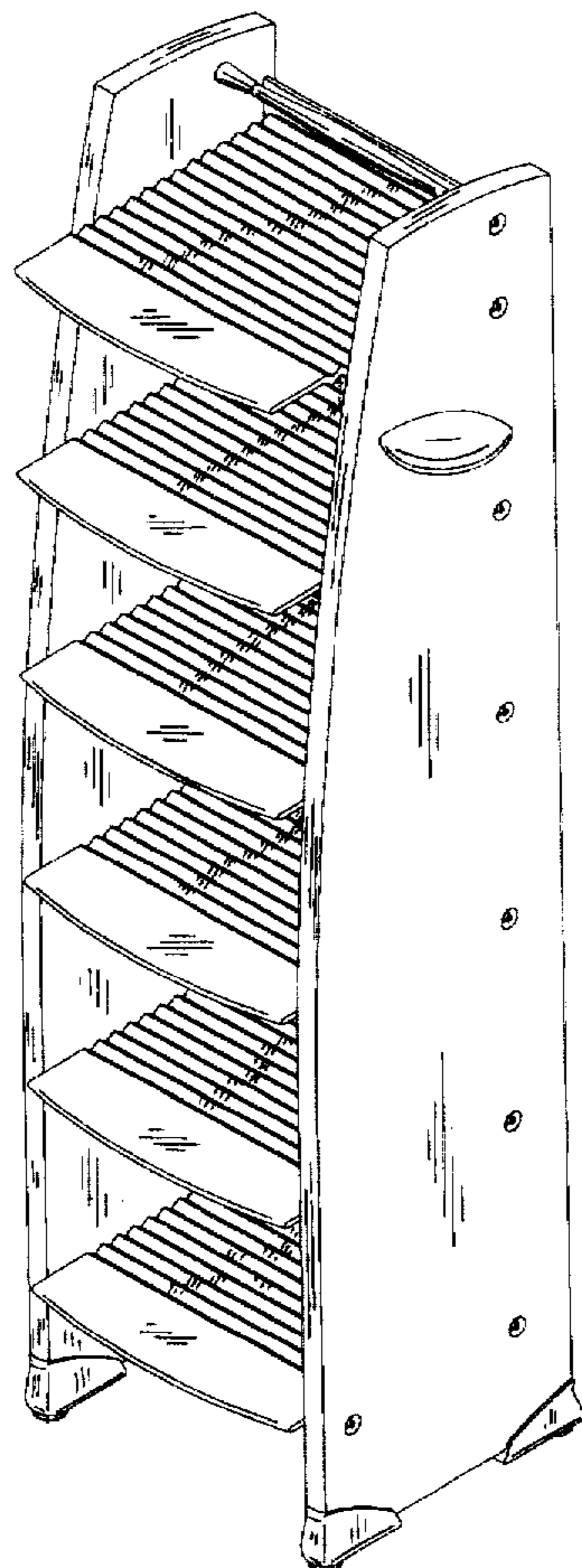


FIG. 1

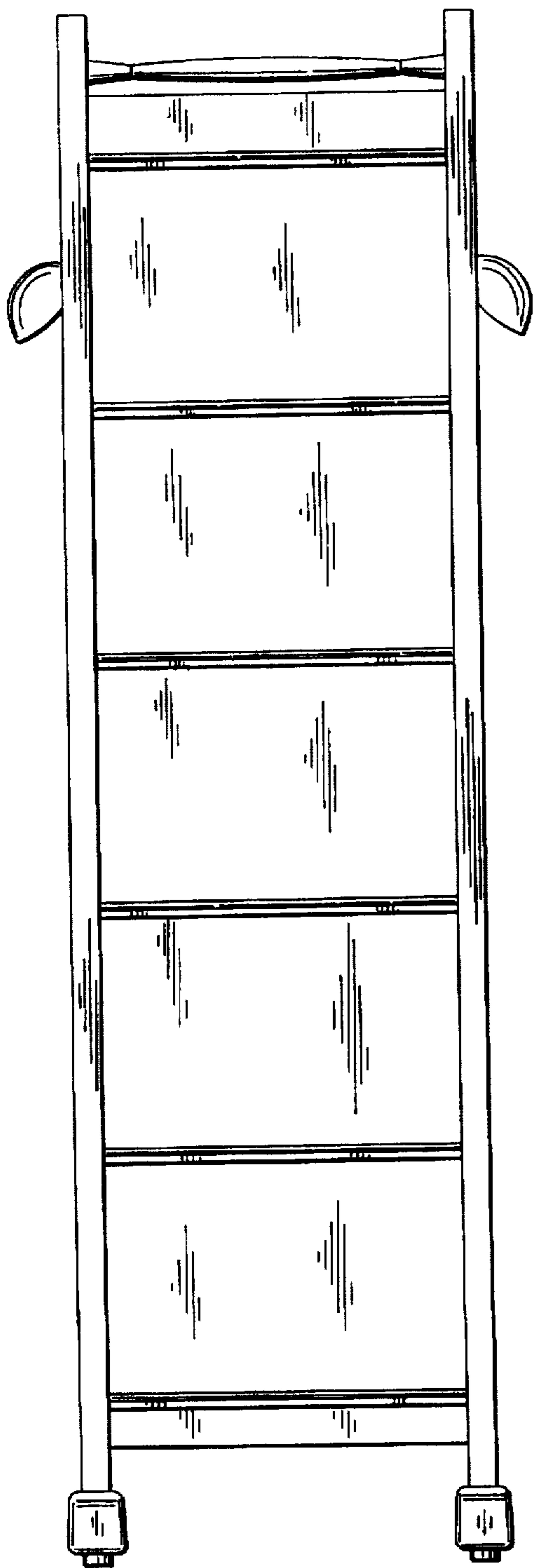


FIG. 2

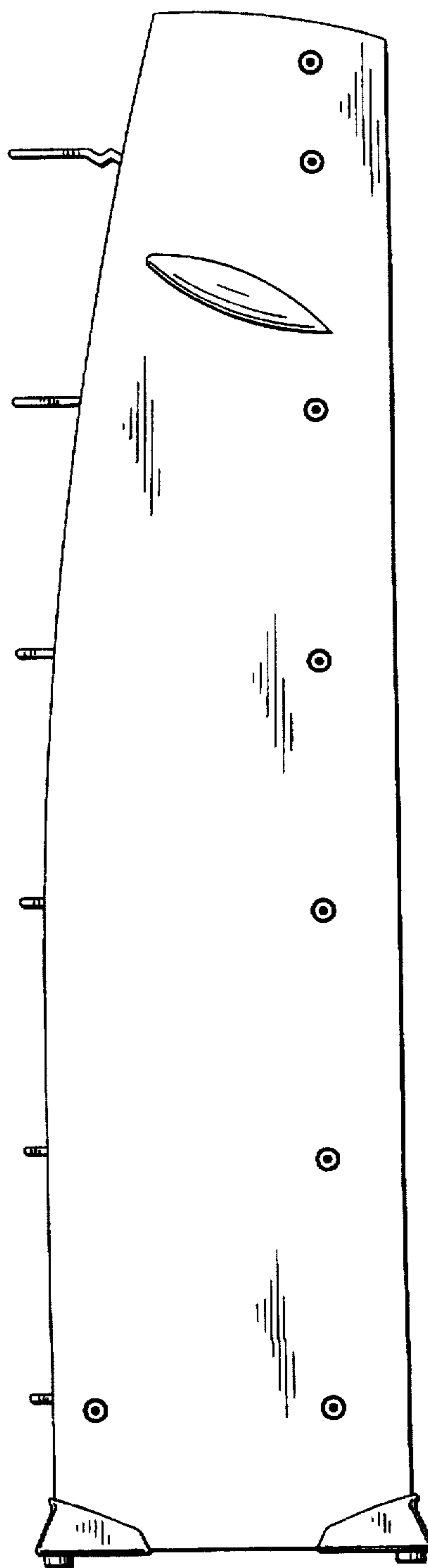


FIG. 3

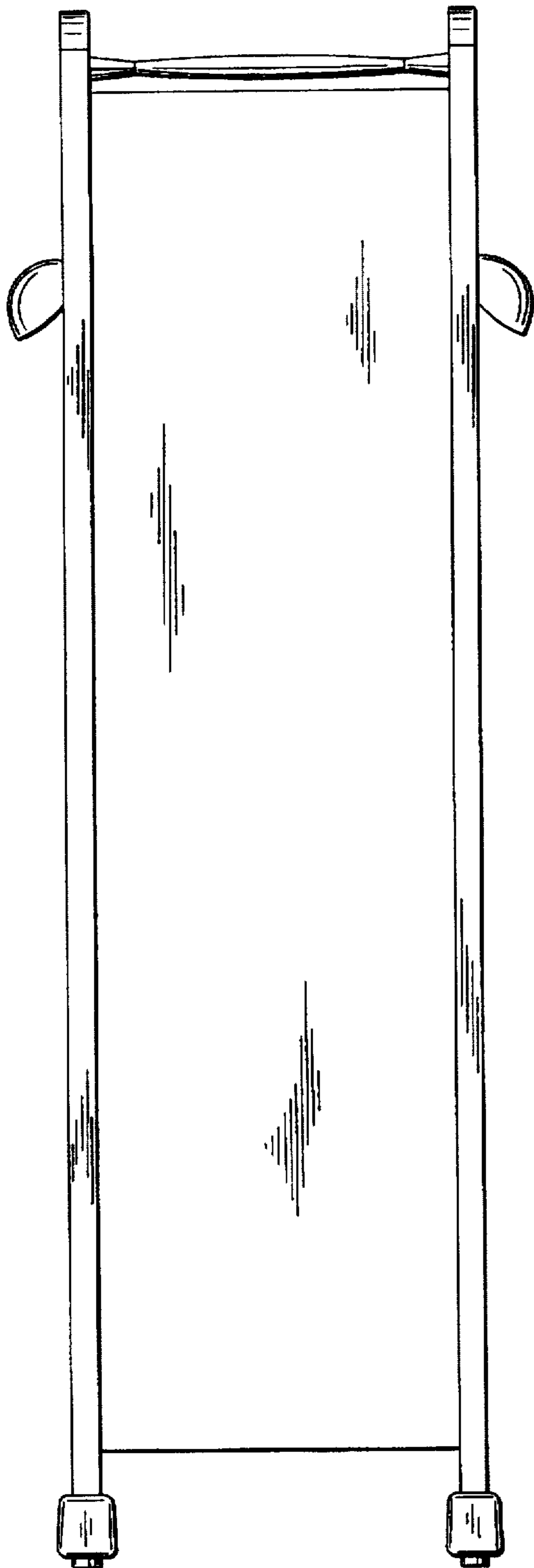


FIG. 4

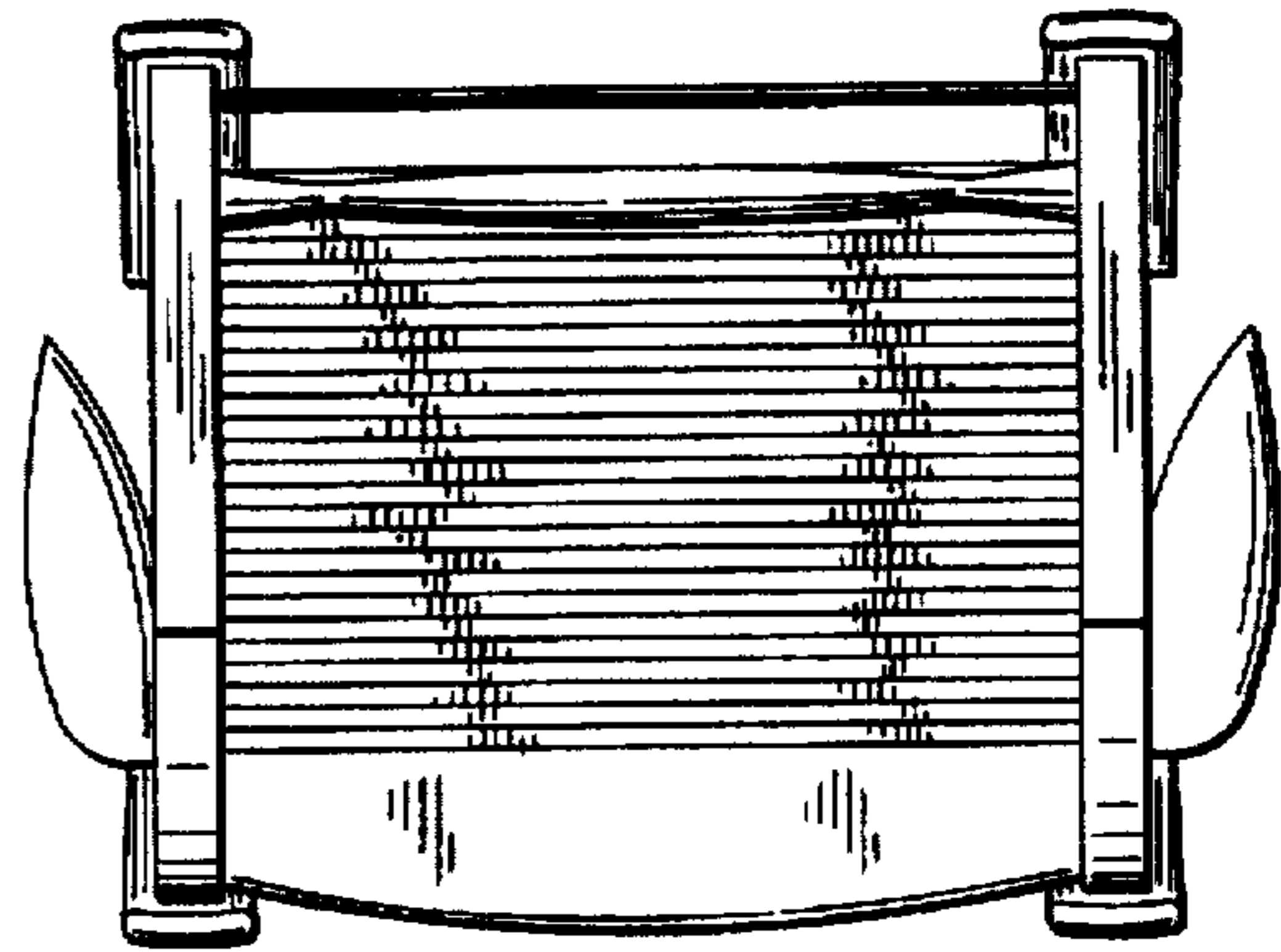


FIG. 5

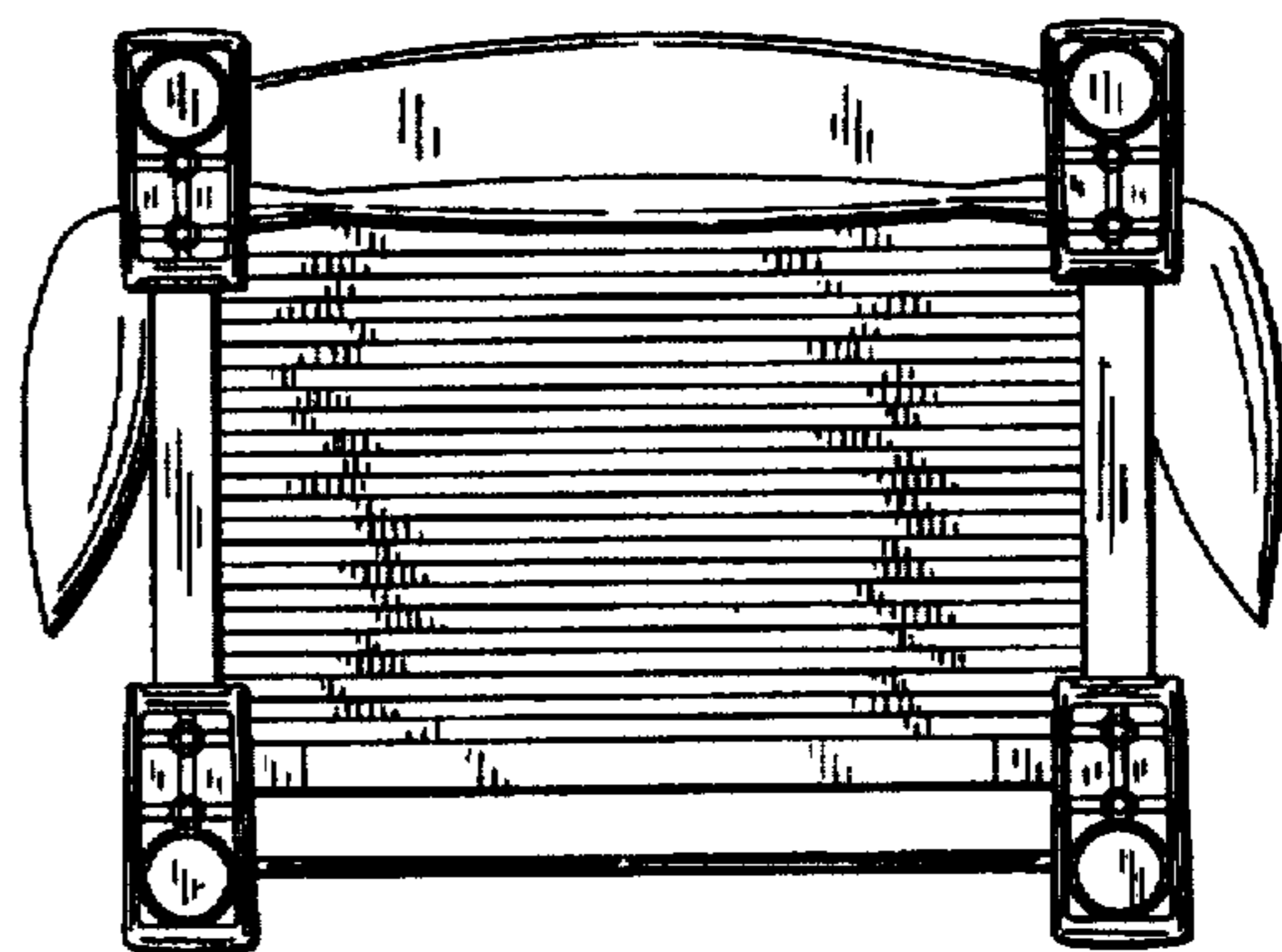


FIG. 6

