

US00D396367S

# United States Patent [19] Swy

[11] Patent Number: **Des. 396,367**  
[45] Date of Patent: **\*\*Jul. 28, 1998**

[54] **CHAIR BACK**  
[75] Inventor: **Philip P. Swy**, Temperance, Mich.  
[73] Assignee: **Michigan Tube Swagers & Fabricators, Inc.**, Temperance, Mich.  
[\*\*] Term: **14 Years**  
[21] Appl. No.: **70,639**  
[22] Filed: **May 13, 1997**  
[51] **LOC (6) Cl.** ..... **06-06**  
[52] **U.S. Cl.** ..... **D6/502; D6/380**  
[58] **Field of Search** ..... **D6/334, 369, 370, D6/374, 376, 379, 380, 500, 501, 502; 297/445.1, 452.18**

D. 357,148 4/1995 Altis, Sr. et al. .... D6/499  
D. 373,479 9/1996 Lee ..... D6/370  
3,053,493 9/1962 Stafford ..... 248/163  
3,144,271 8/1964 Lieberman et al. .... 297/248  
3,212,815 10/1965 Wardlaw et al. .... 297/170  
3,256,039 6/1966 Lieberman et al. .... 297/239  
3,319,999 5/1967 Lieberman et al. .... 297/457  
3,594,038 7/1971 Polsky et al. .... 297/248  
3,742,869 7/1973 Polsky et al. .... 108/64  
3,778,102 12/1973 Snyder et al. .... 297/170  
3,825,300 7/1974 Lieberman et al. .... 297/248  
3,990,741 11/1976 Snyder et al. .... 297/248  
4,062,590 12/1977 Polsky et al. .... 297/455  
4,286,891 9/1981 Gerner et al. .... 403/7  
4,632,458 12/1986 Brown et al. .... 297/353  
4,639,042 1/1987 Lange ..... 297/444  
4,657,302 4/1987 Snyder ..... 297/232  
4,676,553 6/1987 Lange ..... 297/446  
5,191,676 3/1993 Gerner ..... 16/42 T

[56] **References Cited**

**U.S. PATENT DOCUMENTS**

D. 71,174 10/1926 Cooper ..... D6/334  
D. 83,346 2/1931 Pauli ..... D6/380  
D. 163,656 6/1951 Virtue ..... D6/380  
D. 178,608 8/1956 Larsen ..... D15/1  
D. 216,113 11/1969 Cretin ..... D6/369  
D. 216,528 2/1970 Shelby ..... D6/380  
D. 233,383 10/1974 Ikeda ..... D6/380  
D. 269,831 7/1983 Crone ..... D6/75  
D. 278,104 3/1985 Dunbar ..... D6/379  
D. 279,438 7/1985 Gerner ..... D6/380  
D. 287,673 1/1987 Verschuren ..... D6/379  
D. 290,070 6/1987 Lange ..... D6/380  
D. 290,789 7/1987 Lange ..... D6/380  
D. 291,035 7/1987 Strousse et al. .... D6/380  
D. 291,510 8/1987 Sirousse et al. .... D6/380  
D. 313,515 1/1991 Wood ..... D6/380  
D. 321,617 11/1991 Kemnitzer ..... D6/501  
D. 337,449 7/1993 Bertoldi ..... D6/379

*Primary Examiner*—Gary D. Watson  
*Attorney, Agent, or Firm*—Gifford, Krass, Groh, Sprinkle, Patmore, Anderson & Citkowski, P.C.

[57] **CLAIM**

The ornamental design for a chair back, as shown and described.

**DESCRIPTION**

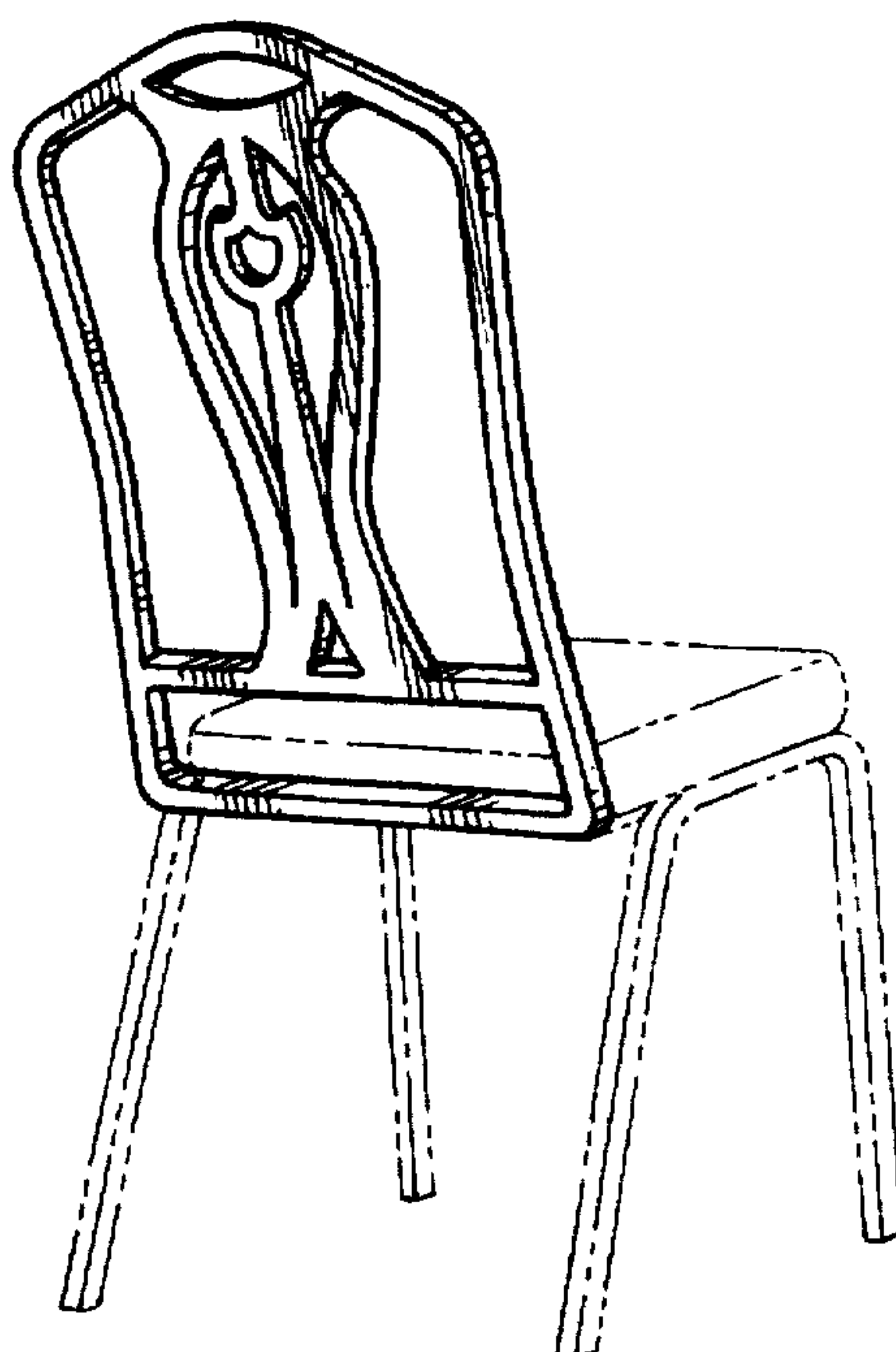
FIG. 1 is a right rear perspective view of a chair back showing my new design, the left side being a mirror image thereof;

FIG. 2 is a front elevational view thereof; and,

FIG. 3 is a cross sectional view taken along line 3—3 of FIG. 2.

The broken lines shown in FIG. 1 are for environmental purposes only and form no part of the claimed design.

**1 Claim, 1 Drawing Sheet**



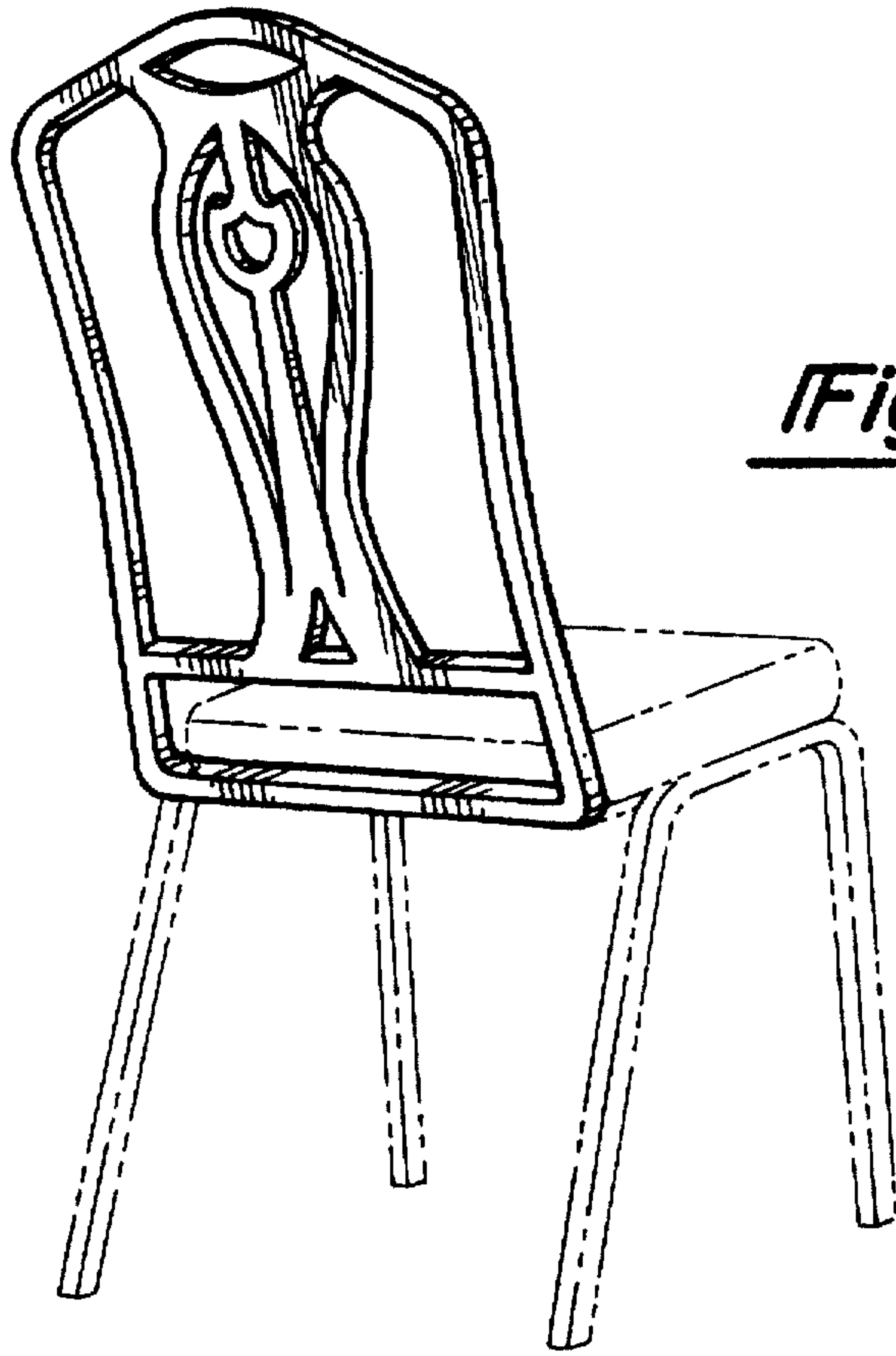
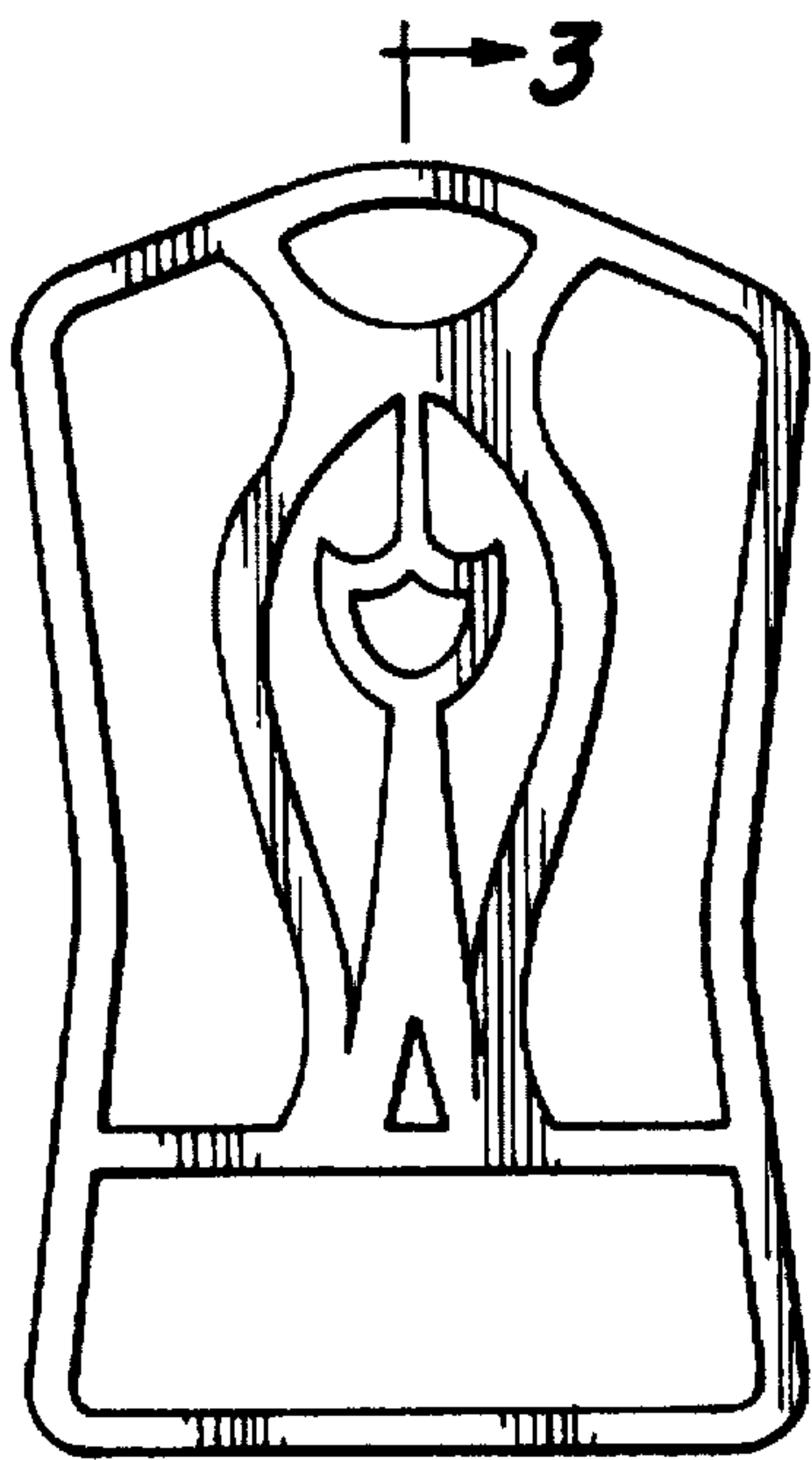


Fig - 1



3  
Fig - 2



Fig - 3