



US00D396366S

**United States Patent** [19]  
**Swy**

[11] **Patent Number:** **Des. 396,366**  
[45] **Date of Patent:** **\*\*Jul. 28, 1998**

[54] **CHAIR BACK**

[75] **Inventor:** **Philip P. Swy, Temperance, Mich.**

[73] **Assignee:** **Michigan Tube Swagers & Fabricators, Inc., Temperance, Mich.**

[\*\*] **Term:** **14 Years**

[21] **Appl. No.:** **70,638**

[22] **Filed:** **May 13, 1997**

[51] **LOC (6) Cl.** ..... **06-06**

[52] **U.S. Cl.** ..... **D6/502; D6/380**

[58] **Field of Search** ..... **D6/334, 370, 374, D6/376, 379, 380, 500, 501, 502; 297/452.18**

D. 343,317	1/1994	Poo	.....	D6/502
D. 357,148	4/1995	Altis, Sr. et al.	.....	D6/499
3,053,493	9/1962	Stafford	.....	248/163
3,144,271	8/1964	Lieberman et al.	.....	297/248
3,212,815	10/1965	Wardlaw et al.	.....	297/170
3,256,039	6/1966	Lieberman et al.	.....	297/239
3,319,999	5/1967	Lieberman et al.	.....	297/457
3,594,038	7/1971	Polsky et al.	.....	297/248
3,742,869	7/1973	Polsky et al.	.....	108/64
3,778,102	12/1973	Snyder et al.	.....	297/170
3,825,300	7/1974	Lieberman et al.	.....	297/248
3,990,741	11/1976	Snyder et al.	.....	297/248
4,062,590	12/1977	Polsky et al.	.....	297/455
4,286,891	9/1981	Gerner et al.	.....	403/7
4,632,458	12/1986	Brown et al.	.....	297/353
4,639,042	1/1987	Lange	.....	297/444
4,657,302	4/1987	Snyder	.....	297/232
4,676,553	6/1987	Lange	.....	297/446
5,191,676	3/1993	Gerner	.....	16/42 T

[56] **References Cited**

**U.S. PATENT DOCUMENTS**

D. 34,756	7/1901	Kinney	.....	D6/380
D. 178,608	8/1956	Larsen	.....	D15/1
D. 179,299	11/1956	Jakobsen	.....	D6/502
D. 182,710	5/1958	Cohen	.....	D6/380
D. 214,373	6/1969	Parker	.....	D6/502
D. 233,102	10/1974	Watanabe	.....	D6/380
D. 233,383	10/1974	Ikeda	.....	D6/380
D. 234,281	2/1975	Noda et al.	.....	D6/380
D. 269,831	7/1983	Crone	.....	D6/75
D. 278,104	3/1985	Dunbar	.....	D6/379
D. 279,438	7/1985	Gerner	.....	D6/380
D. 287,673	1/1987	Verschuren	.....	D6/379
D. 290,070	6/1987	Lange	.....	D6/380
D. 290,789	7/1987	Lange	.....	D6/380
D. 291,035	7/1987	Strousse et al.	.....	D6/380
D. 291,510	8/1987	Sirousse et al.	.....	D6/380
D. 313,515	1/1991	Wood	.....	D6/380
D. 321,617	11/1991	Kemnitzer	.....	D6/501
D. 329,772	9/1992	Hubert	.....	D6/502
D. 337,449	7/1993	Bertoldi	.....	D6/379

*Primary Examiner*—Gary D. Watson  
*Attorney, Agent, or Firm*—Gifford, Krass, Groh, Sprinkle, Patmore, Anderson & Citkowsik, P.C.

[57] **CLAIM**

The ornamental design for a chair back, as shown and described.

**DESCRIPTION**


FIG. 1 is a right rear perspective view of a chair back showing my new design, the left side being a mirror image thereof;

FIG. 2 is a front elevational view thereof; and,

FIG. 3 is a cross sectional view taken along line 3—3 of FIG. 2.

The broken lines shown in FIG. 1 are for environmental purposes only and form no part of the claimed design.

**1 Claim, 1 Drawing Sheet**



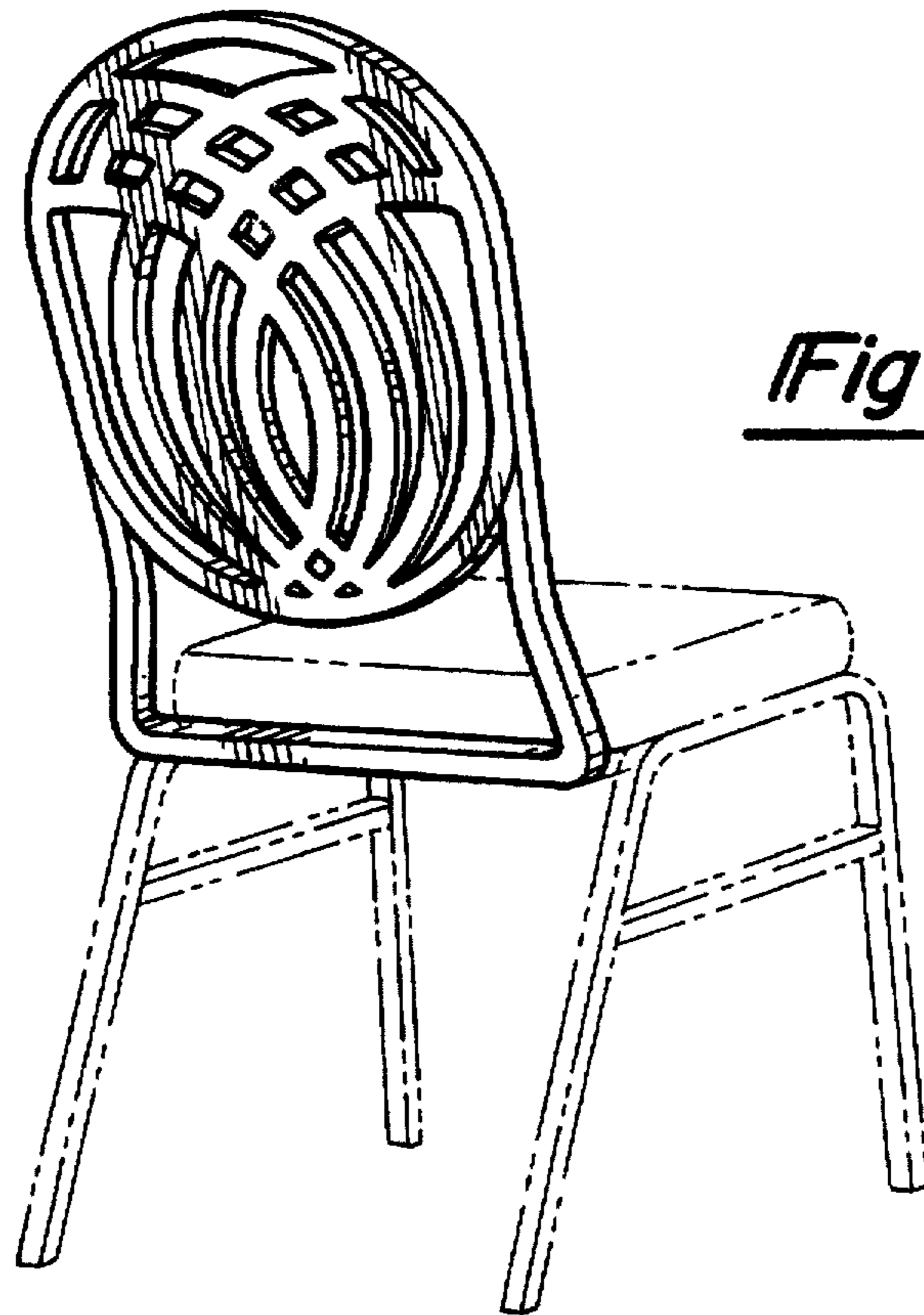
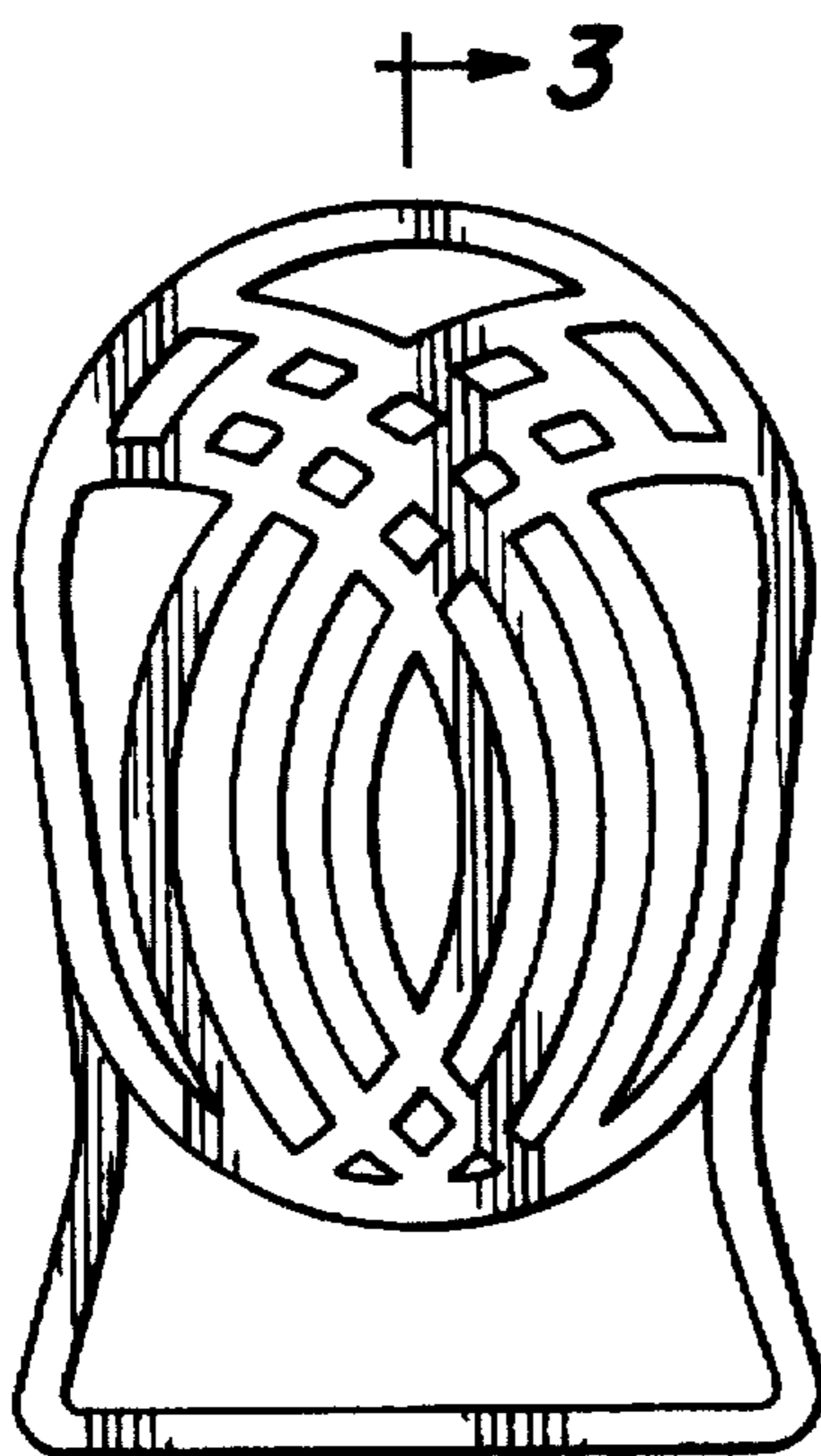


Fig - 1



↑ 3

Fig - 2



Fig - 3