



US00D396353S

United States Patent [19]
Gouldson

[11] **Patent Number: Des. 396,353**
[45] **Date of Patent: **Jul. 28, 1998**

[54] **GARMENT HANGER**
[75] **Inventor: Stanley F. Gouldson, Northport, N.Y.**
[73] **Assignee: Spotless Plastics Pty. Ltd., Australia**
[**] **Term: 14 Years**
[21] **Appl. No.: 61,208**
[22] **Filed: Oct. 16, 1996**

4,623,079 11/1986 Tendrup et al. .
4,703,878 11/1987 Louw D6/315
4,744,496 5/1988 Blanchard 223/95
4,828,155 5/1989 Louw .
4,892,237 1/1990 Duester et al. .
5,062,556 11/1991 Willputz .
5,129,557 7/1992 Kalton et al. .
5,236,109 8/1993 Zuckerman .

Related U.S. Application Data

[63] **Continuation of Ser. No. 33,518, Jan. 13, 1995, Pat. No. Des. 376,263.**
[51] **LOC (6) Cl. 06-08**
[52] **U.S. Cl. D6/315**
[58] **Field of Search D6/315, 326; 228/85, 228/87, 95; 211/113**

FOREIGN PATENT DOCUMENTS

2248772 4/1992 United Kingdom .
2269315 2/1994 United Kingdom 223/85

OTHER PUBLICATIONS

Hang All Int'l Cat.; ©1990; p. 13; hanger 2708.
Hang All Catalog, p. 13. ©1990.
A&E Products Catalog, Model 166, p. 10; undated.
Primary Examiner—B. J. Bullock
Attorney, Agent, or Firm—Scully, Scott, Murphy & Presser

[56] **References Cited**

U.S. PATENT DOCUMENTS

D. 64,774 5/1924 TenEyck .
D. 167,986 10/1952 Jonaitis .
D. 179,677 2/1957 Crill et al. .
D. 195,017 4/1963 Wilhelm .
D. 202,246 9/1965 Aigner .
D. 243,055 1/1977 Blumberg .
D. 275,437 9/1984 Mize .
1,447,083 2/1923 Jonas .
2,634,031 4/1953 Klein .
3,102,668 9/1963 Milligan .
3,327,912 6/1967 Blair .
3,469,679 9/1969 Kamins et al. .
3,896,931 7/1975 Franklin .
4,450,639 5/1984 Duester .

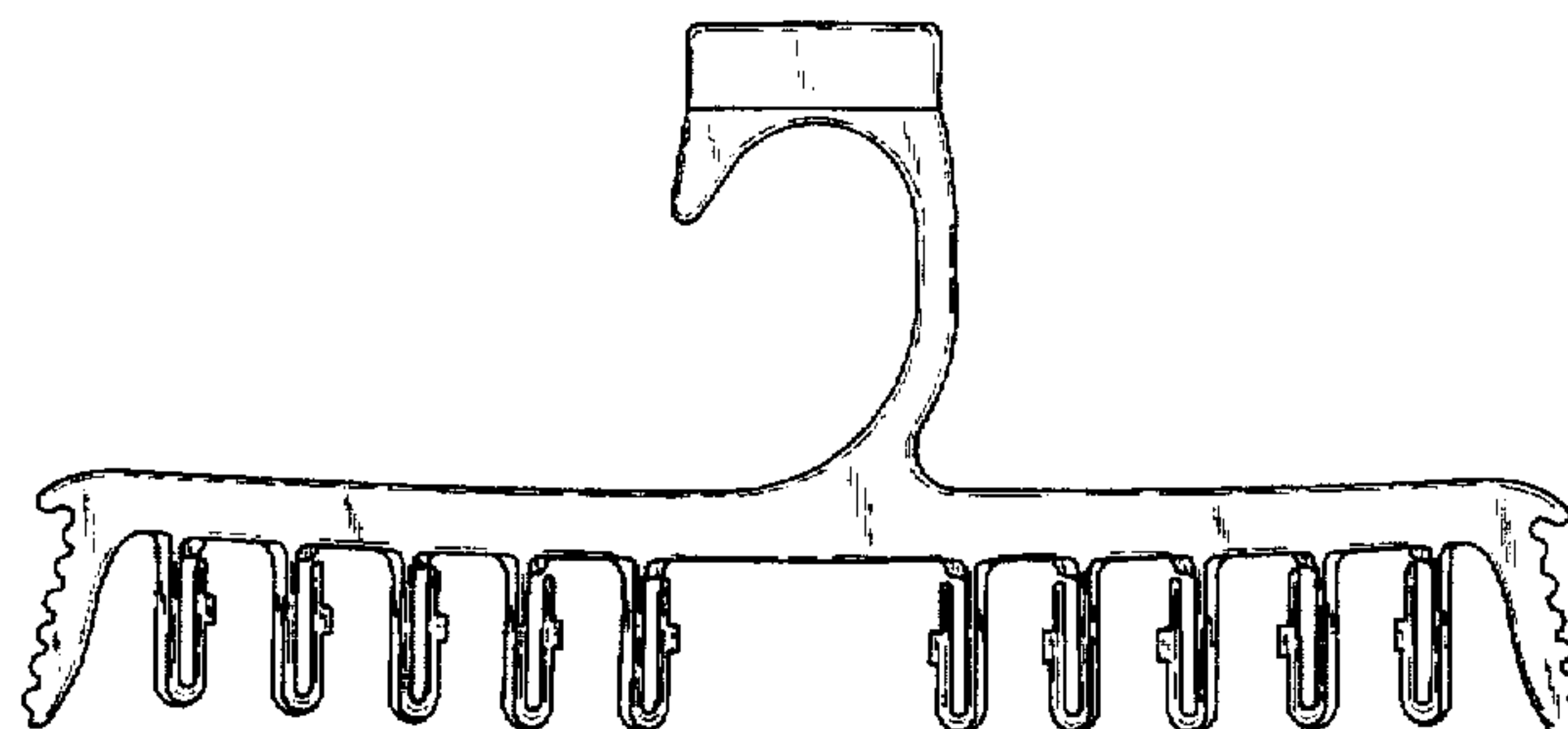
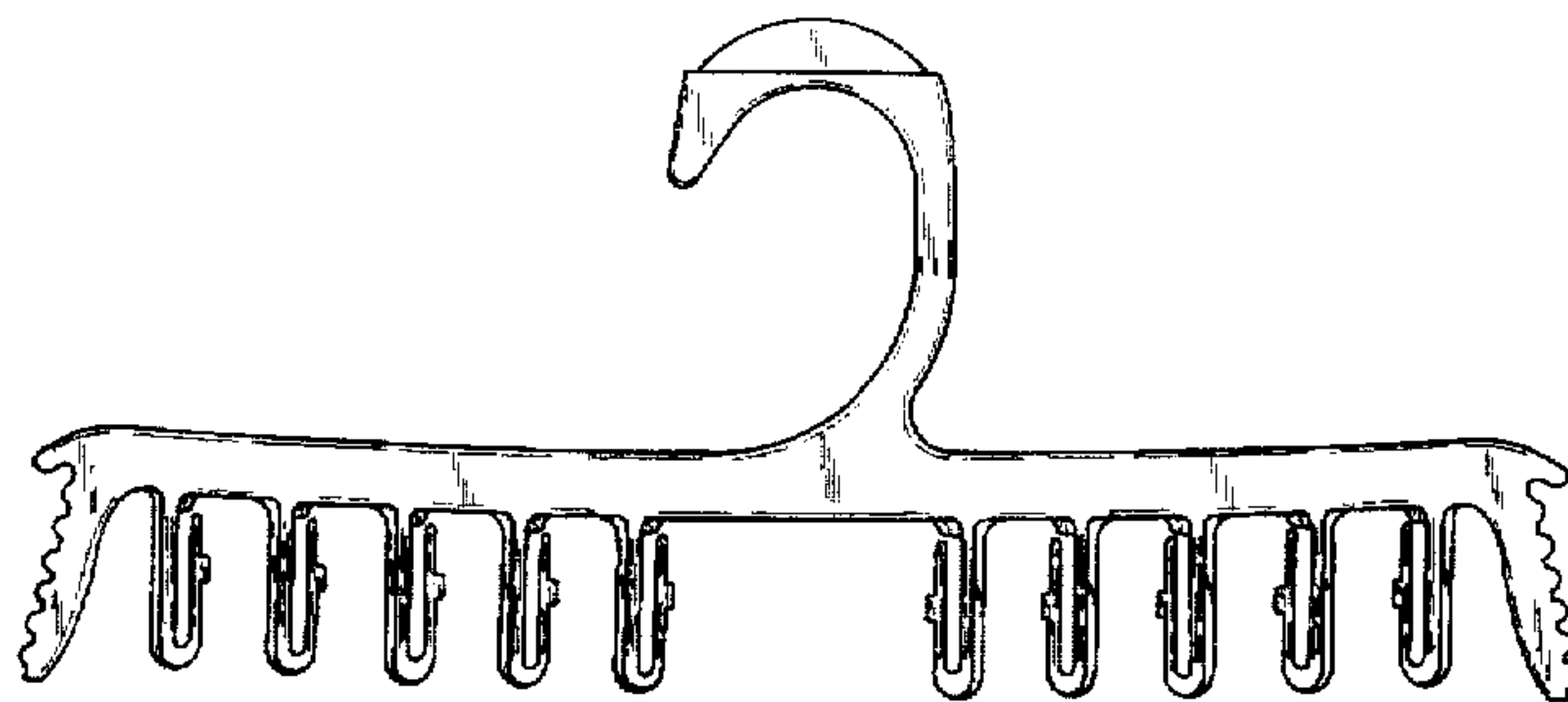
[57] **CLAIM**

The ornamental design for a garment hanger, as shown and described.

DESCRIPTION

FIG. 1 is a front elevational view of my new design;
FIG. 2 is a rear elevational view of FIG. 1;
FIG. 3 is a left end elevational view of FIG. 1;
FIG. 4 is a right end elevational view of FIG. 1;
FIG. 5 is a top plan view of FIG. 1;
FIG. 6 is a bottom plan view of FIG. 1; and,
FIG. 7 is a front elevational view of a second embodiment of the design of FIG. 1, the only difference being the upper portion of the hook.

1 Claim, 4 Drawing Sheets



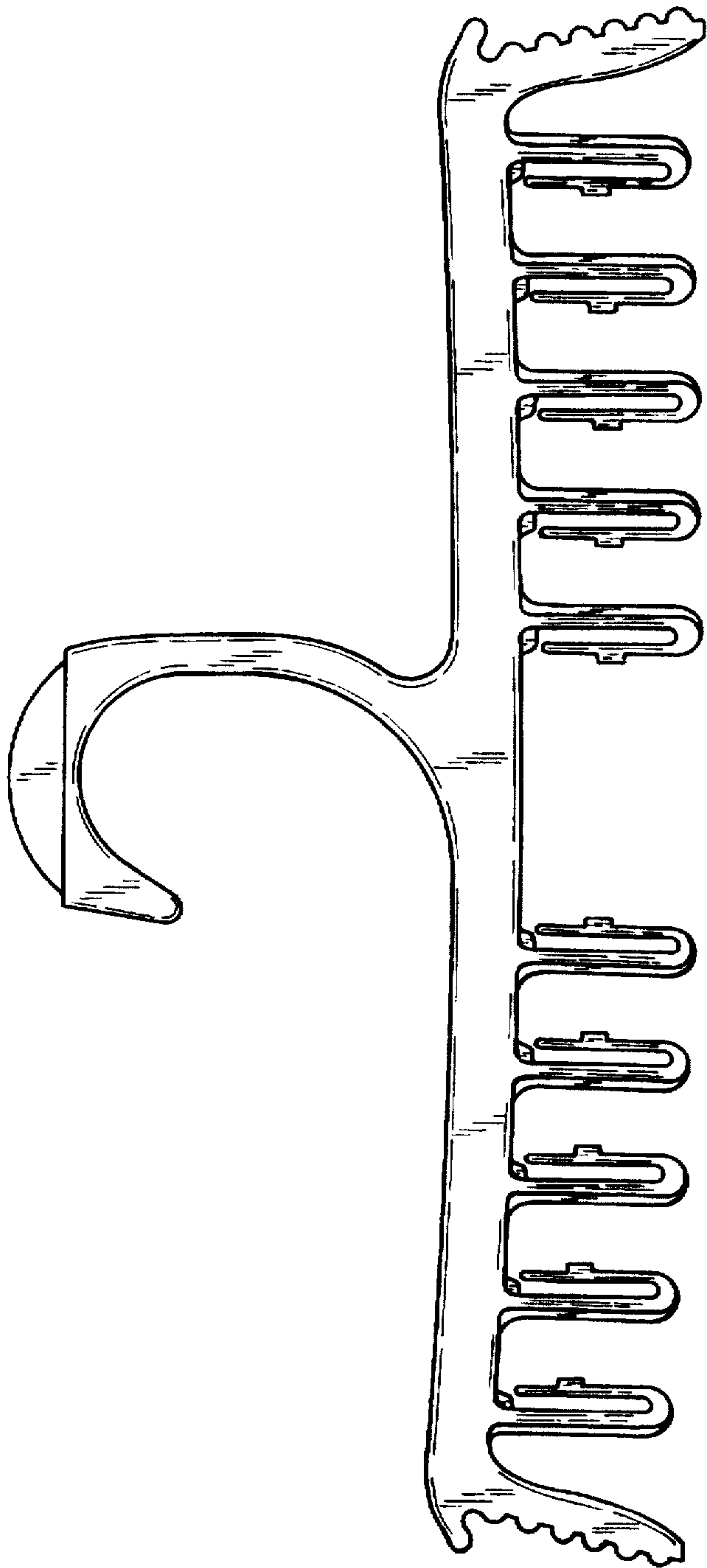


FIG. 1

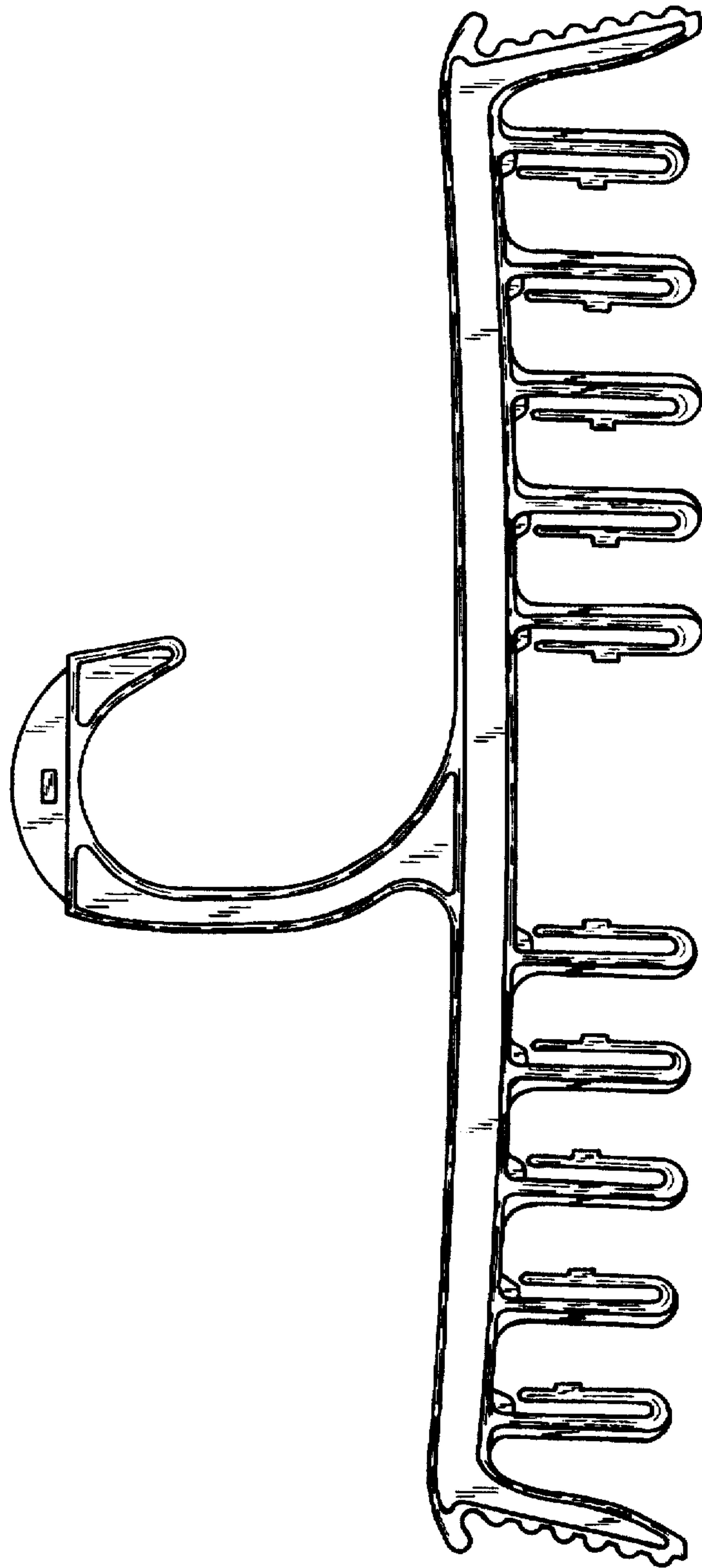


FIG.2



FIG. 5



FIG. 3



FIG. 4



FIG. 6

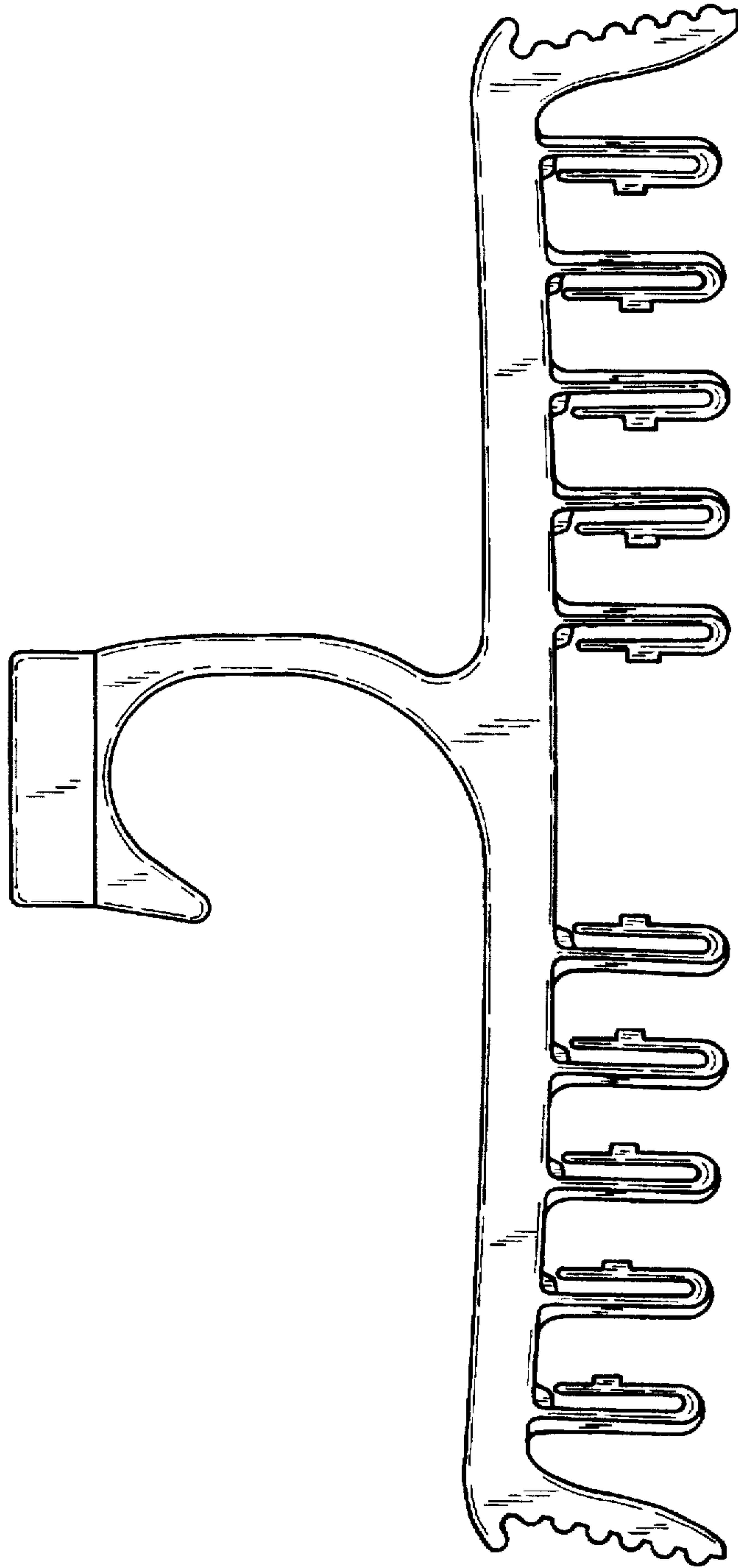


FIG.7