



US00D396351S

United States Patent [19]
Patkunan

[11] **Patent Number:** **Des. 396,351**
[45] **Date of Patent:** ****Jul. 28, 1998**

[54] **DIGITAL DISPLAY PICTURE FRAME**

[76] **Inventor:** **Shanmugathan Patkunan, 76**
Sherwood Road, Luton, Bedfordshire,
United Kingdom, LU4 8LG

[**] **Term:** **14 Years**

[21] **Appl. No.:** **72,575**

[22] **Filed:** **Jun. 19, 1997**

[51] **LOC (6) Cl.** **06-07**

[52] **U.S. Cl.** **D6/300**

[58] **Field of Search** **D6/300-303, 308-314,**
D6/470; D20/10, 46; 40/700, 711, 714-716,
717, 720-724, 728, 735, 765, 780, 790,
798

[56] **References Cited**

U.S. PATENT DOCUMENTS

- D. 359,488 6/1995 Hui D14/141
- D. 375,098 10/1996 Moallemi et al. D14/168
- 2,549,928 4/1951 Reece 40/174

Primary Examiner—Janice E. Seeger

[57] **CLAIM**

The ornamental design for a digital display picture frame, as shown and described.

DESCRIPTION

FIG. 1 is a front plan view of the digital display picture frame of the present invention;

FIG. 2 is a back plan view of the digital display picture frame of FIG. 1;

FIG. 3 is a left side plan view of the digital display picture frame of FIG. 1;

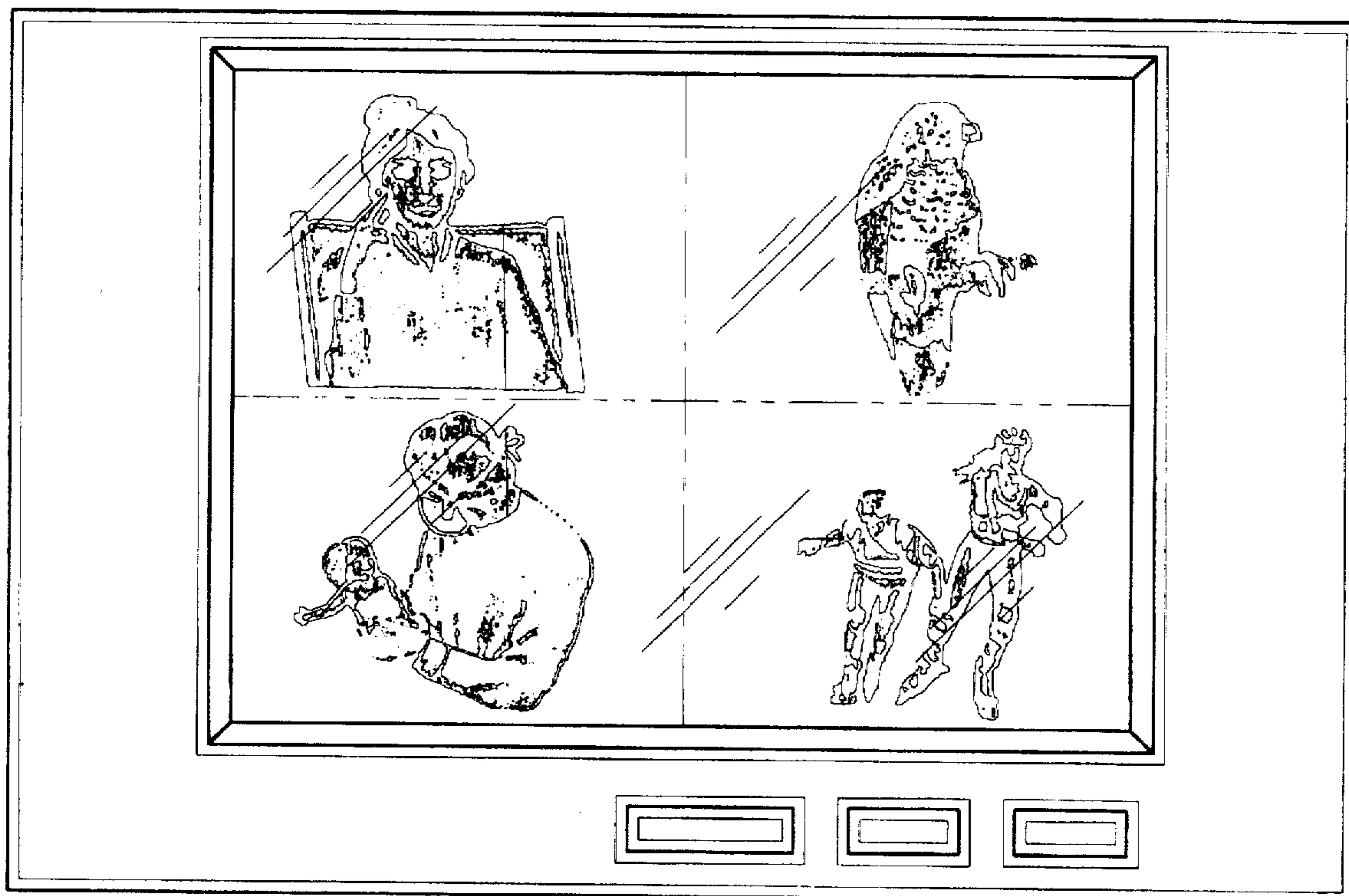
FIG. 4 is a right side plan view of the digital display picture frame of FIG. 1;

FIG. 5 is a top plan view of the digital display picture frame of FIG. 1; and,

FIG. 6 is a bottom plan view of the digital display picture frame of FIG. 1.

The broken lines are for environmental purposes only and form no part of the claimed design.

1 Claim, 3 Drawing Sheets



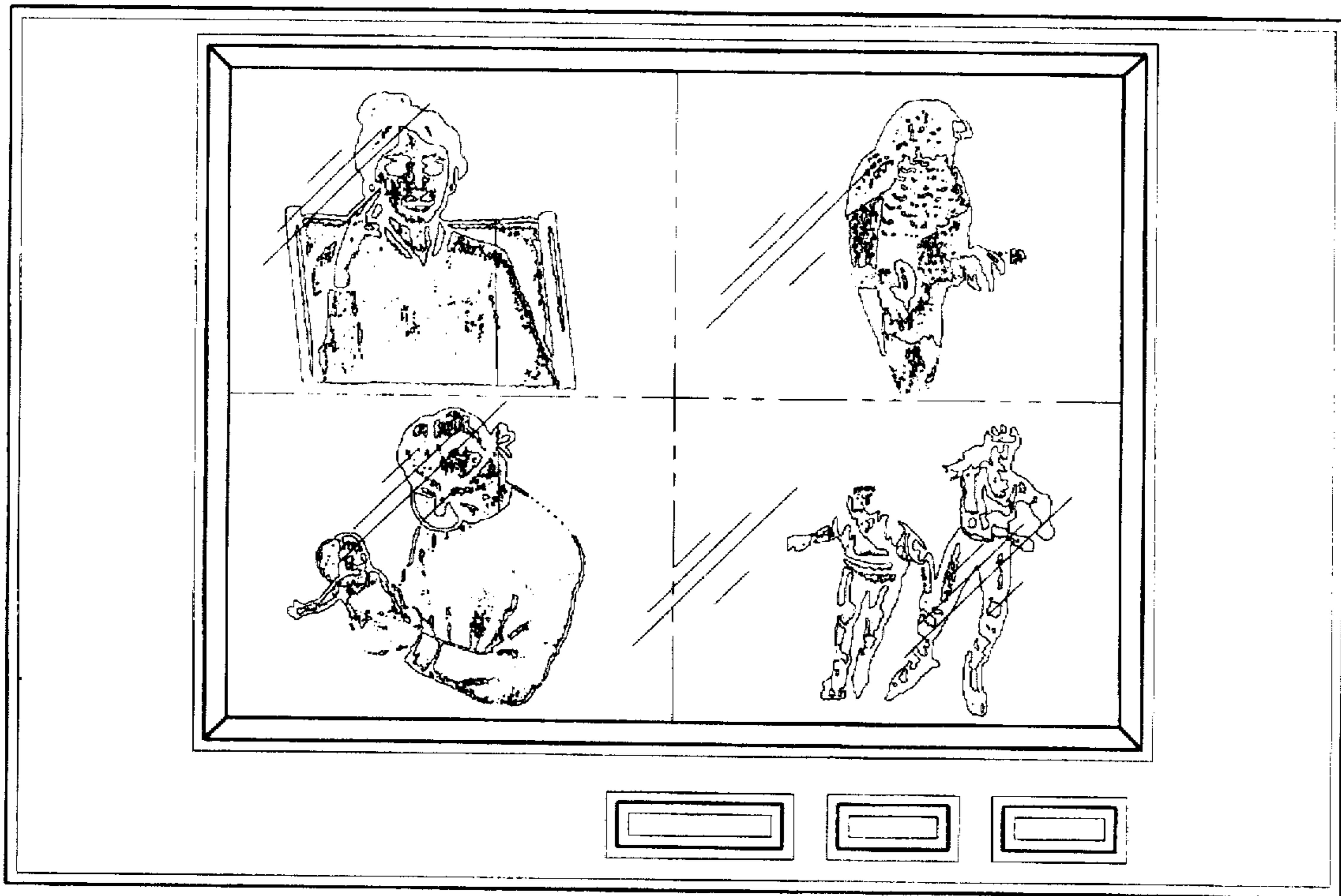


Fig. 1




Fig. 2




Fig. 3




Fig. 4




Fig. 5




Fig. 6