



US00D396348S

United States Patent [19] Chaves

[11] Patent Number: Des. 396,348
[45] Date of Patent: ***Jul. 28, 1998

[54] PIPE FITTING CLEANER BRUSH

[76] Inventor: Joseph L. Chaves, 17 Woodland Ave.,
Kingston, Mass. 02364

[*] Notice: The term of this patent shall not extend
beyond the expiration date of Pat. No.
Des. 356,213.

[**] Term: 14 Years

[21] Appl. No.: 36,036

[22] Filed: Mar. 10, 1995

1,296,719	3/1919	Veeck	15/206 X
2,897,525	8/1959	Goodwin et al.	15/206 X
3,604,040	9/1971	Cohen	15/23 X
4,850,071	7/1989	Lawrence	15/23 X

Primary Examiner—Alan P. Douglas
Assistant Examiner—Lavone D. Tabor
Attorney, Agent, or Firm—Richard P. Crowley

[57] CLAIM

The ornamental design for a pipe fitting cleaning brush, as shown and described.

Related U.S. Application Data

[62] Division of Ser. No. 920,149, Jul. 24, 1992, Pat. No. Des. 356,213.

[51] LOC (6) Cl. 04-02

[52] U.S. Cl. D4/102; D4/131

[58] Field of Search D4/128, 130, 131,
D4/100, 102; 15/22.1, 23, 104.03, 104.05,
104.09, 104.16, 104.2, 159.1, 160, 164,
206

[56] References Cited

U.S. PATENT DOCUMENTS

D. 356,213 3/1995 Chaves .

DESCRIPTION

FIG. 1 is a side elevational view of a pipe fitting cleaning brush showing my new design, the opposite side being a mirror image;

FIG. 2 is a bottom plan view thereof;

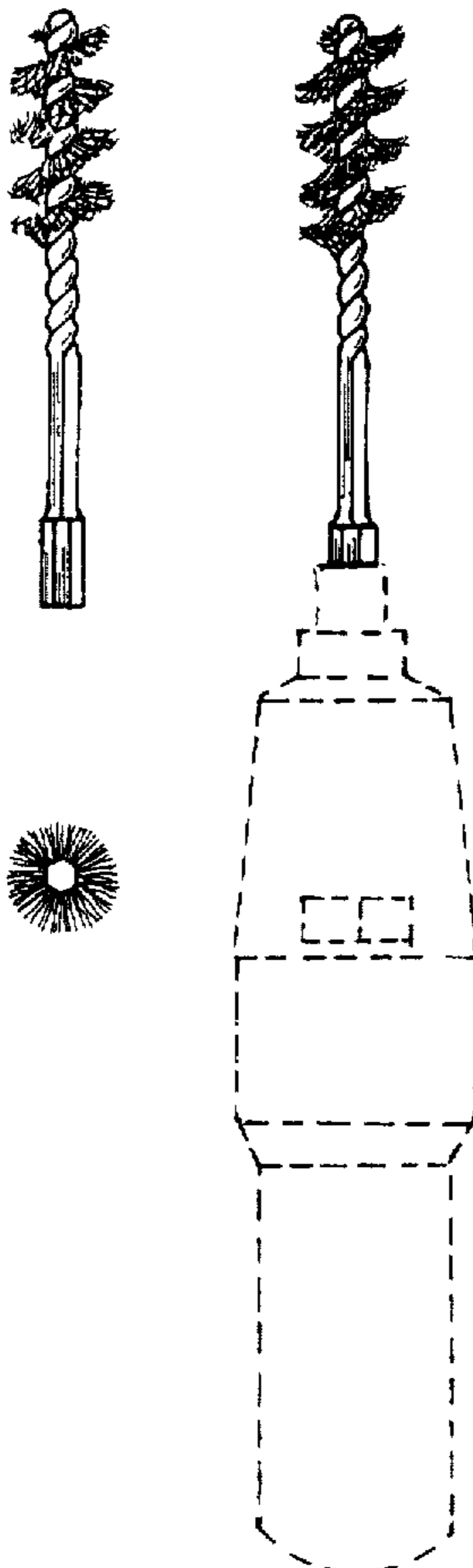
FIG. 3 is a top plan view thereof;

FIG. 4 is a front elevational view thereof; and,

FIG. 5 is a rear elevational view thereof.

The electric screwdriver is shown in dotted lines and is not part of the design as claimed.

1 Claim, 1 Drawing Sheet



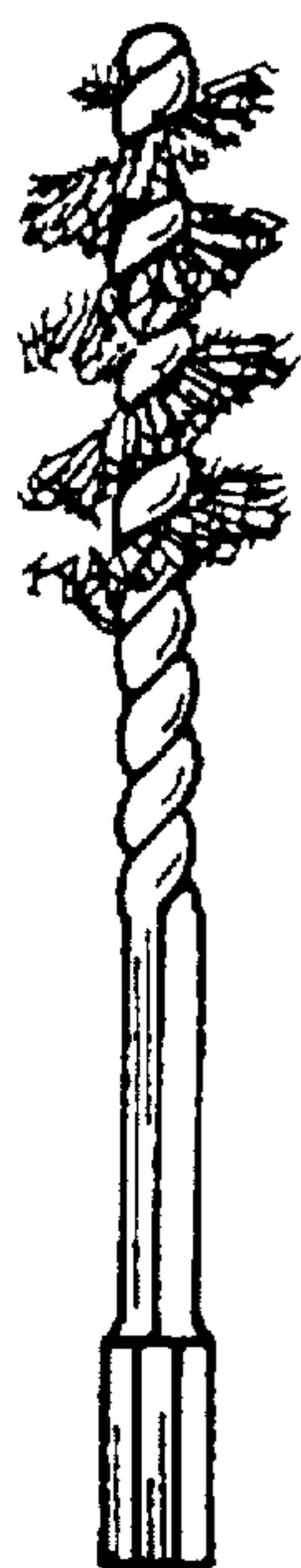


FIG. 1




FIG. 2



FIG. 3

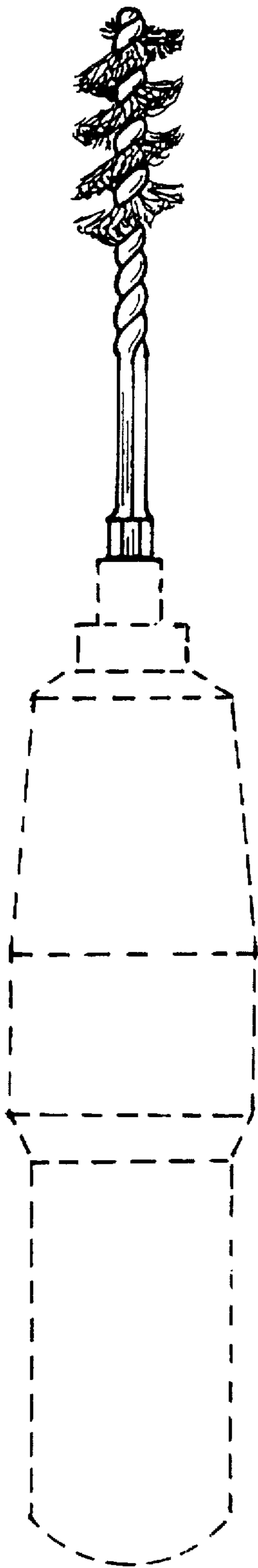


FIG. 4

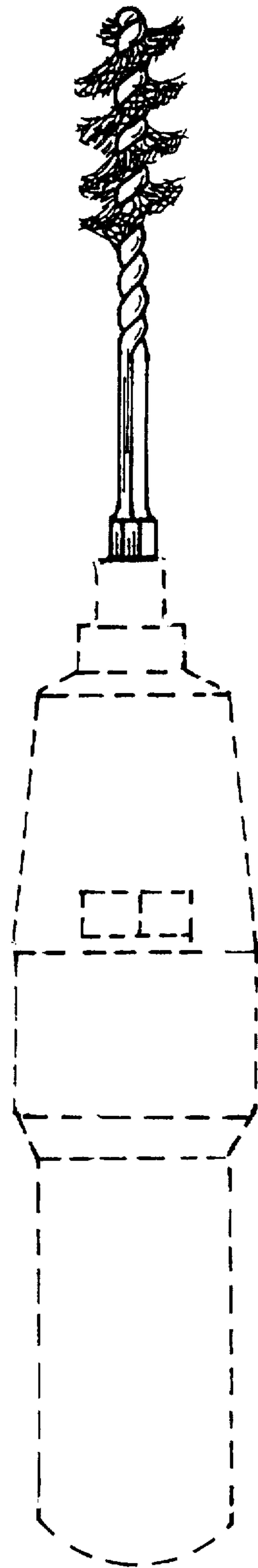


FIG. 5