



US00D396332S

**United States Patent** [19]  
**McMahon**

[11] **Patent Number: Des. 396,332**  
[45] **Date of Patent: \*\*Jul. 21, 1998**

[54] **BED FOR PETS**

- [75] **Inventor: Franklin D. McMahon, New York, N.Y.**
- [73] **Assignee: Univier Corp., New York, N.Y.**
- [\*\*] **Term: 14 Years**
- [21] **Appl. No.: 64,221**
- [22] **Filed: Dec. 24, 1996**
- [51] **LOC (6) Cl. .... 06-01**
- [52] **U.S. Cl. .... D30/118; D6/334**
- [58] **Field of Search ..... D30/118, 161; D6/334, 381, 331, 382, 596, 601; 119/28.5, 165, 169, 526, 482**

[56] **References Cited**

**U.S. PATENT DOCUMENTS**

|            |         |                |       |          |
|------------|---------|----------------|-------|----------|
| D. 131,001 | 1/1942  | Abramson       | ..... | D6/381   |
| D. 239,424 | 4/1976  | Offredi        | ..... | D6/381   |
| D. 246,622 | 12/1977 | Dranger et al. | ..... | D6/381   |
| D. 309,199 | 7/1990  | McMahon        | ..... | D30/118  |
| D. 309,514 | 7/1990  | Marcus et al.  | ..... | 119/28.5 |
| D. 351,687 | 10/1994 | McMahon        | ..... | D30/118  |
| D. 355,999 | 3/1995  | Townsend       | ..... | D6/601   |
| D. 374,355 | 10/1996 | Natuzzi et al. | ..... | D6/334   |
| 4,860,689  | 8/1989  | Stewart        | ..... | 119/28.5 |
| 5,537,952  | 7/1996  | Devlin         | ..... | 119/28.5 |
| 5,551,373  | 9/1996  | O'Donnell      | ..... | 119/28.5 |

**OTHER PUBLICATIONS**

Valco Pet brochure for Pet Couch; style #61430; Aug. 1995.  
 Interiors; p. 19; Condi Couch; Apr. 1978.  
 Ligne Roset catalog; p. 24; Sloop Hieronimus design 1983;  
 Misc. Chair Box 1984.  
 Furniture/Today; Bean Station Seating Unit; Apr. 1991.  
 NHFA's CompetitiveEdge Magazine; p. 112; American  
 Beauty Chair in center left of page; Misc. Chair Box, Apr.  
 1983.  
 Furniture Today; Signarure collection Sofa bottom right  
 corner on page 50; Misc. Chair Box, Apr. 1989.  
*Primary Examiner*—Cathy Anne MacCormac  
*Attorney, Agent, or Firm*—Fitzpatrick, Cella, Harper &  
 Scinto

[57] **CLAIM**

The ornamental design for a bed for pets, as shown and described.

**DESCRIPTION**

FIG. 1 is a perspective view of a bed for pets according to my design;  
 FIG. 2 is a front elevational view thereof;  
 FIG. 3 is a rear elevational view thereof;  
 FIG. 4 is a left side elevational view thereof, the right side elevational view being a mirror image thereof;  
 FIG. 5 is a top plan view thereof; and,  
 FIG. 6 is a bottom plan view thereof.

**1 Claim, 2 Drawing Sheets**

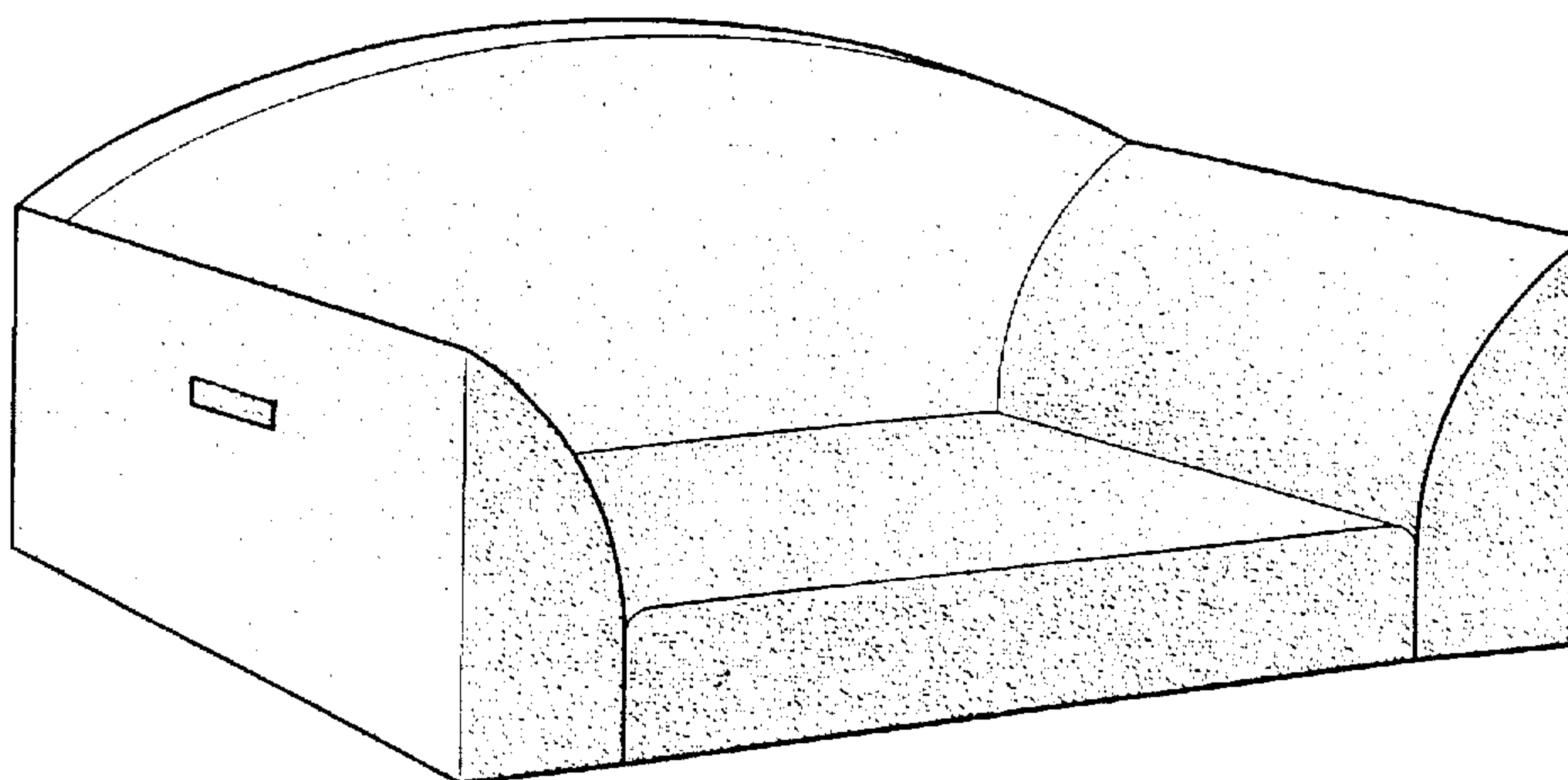


FIG. 1

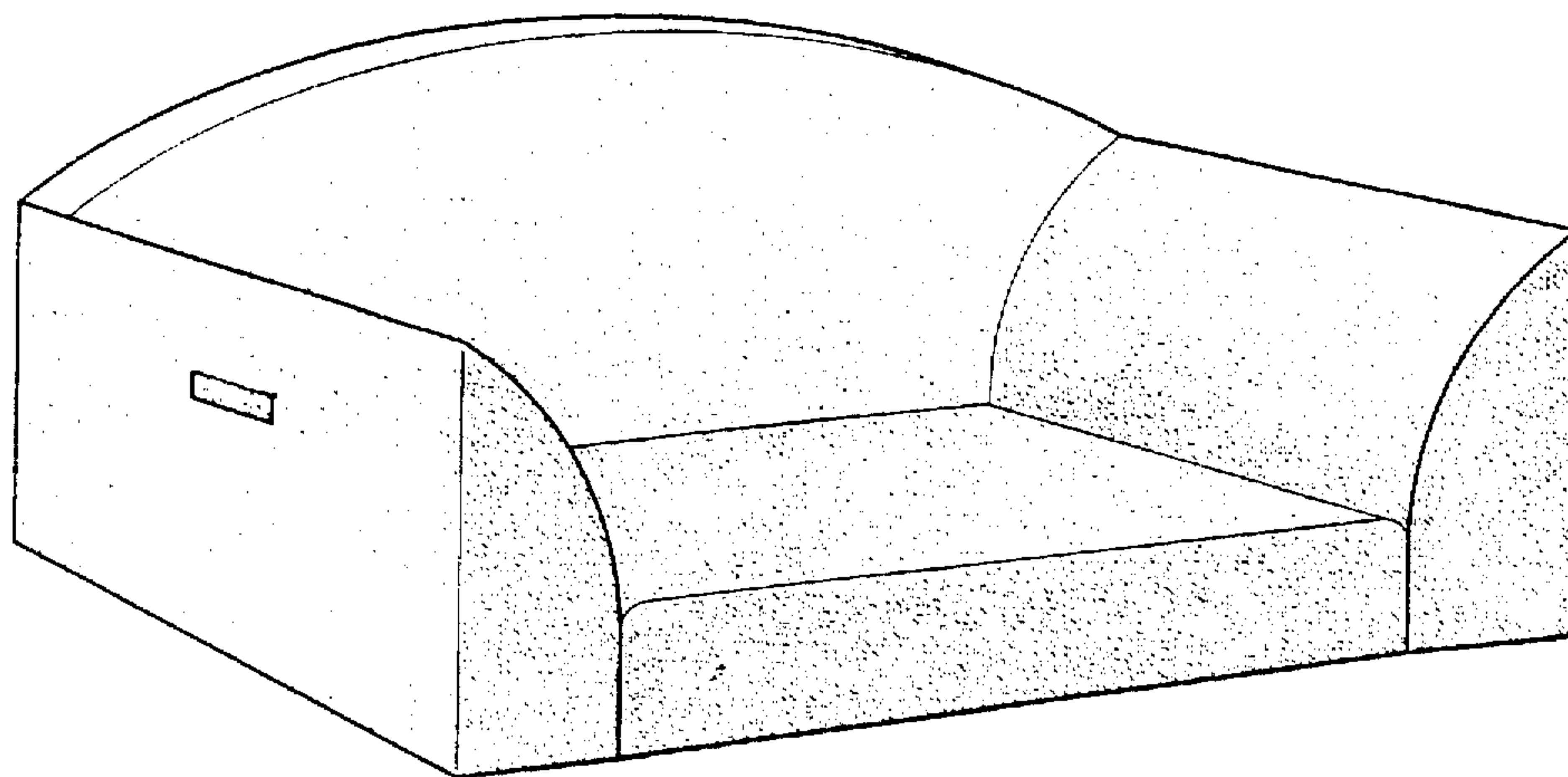


FIG. 2

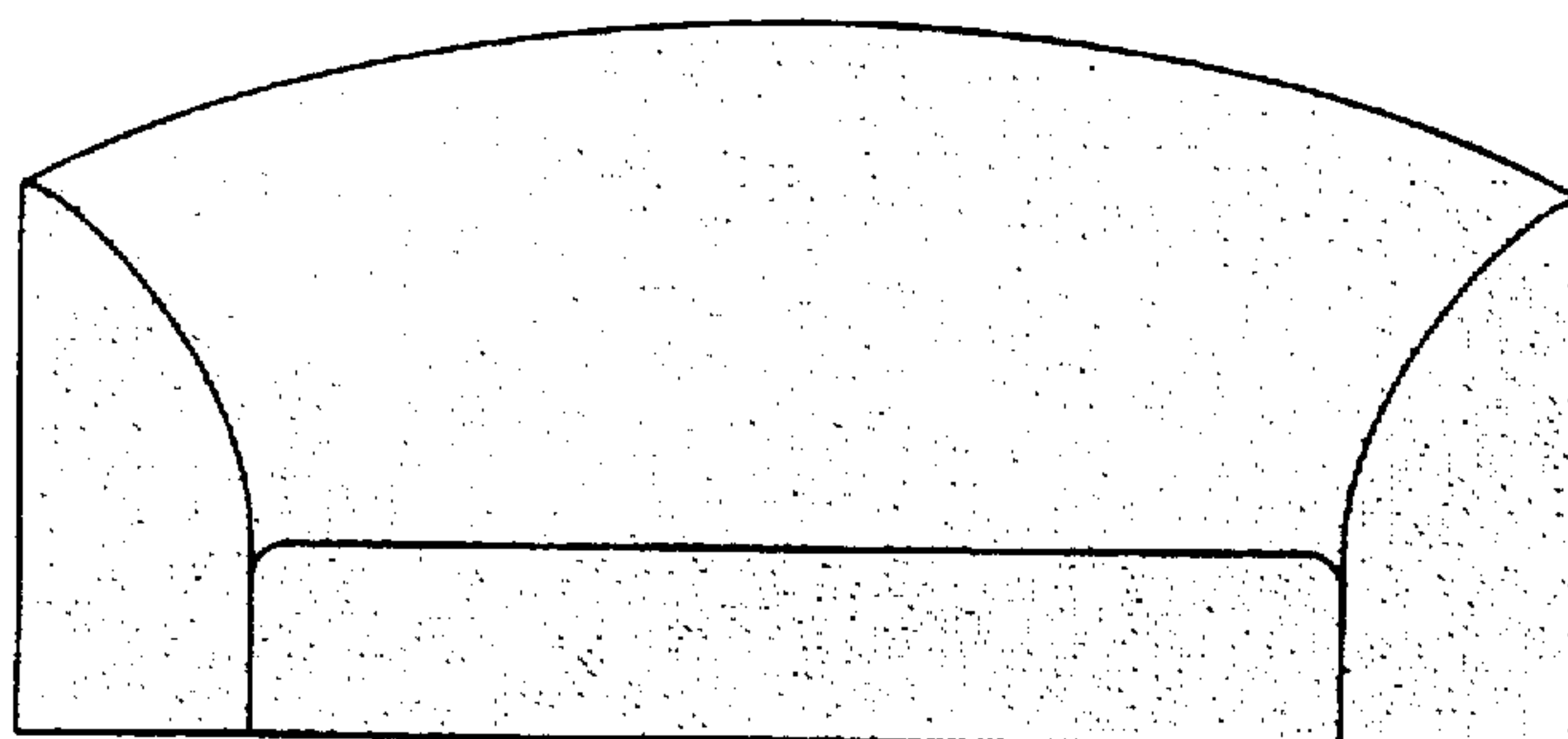


FIG. 3




FIG. 4

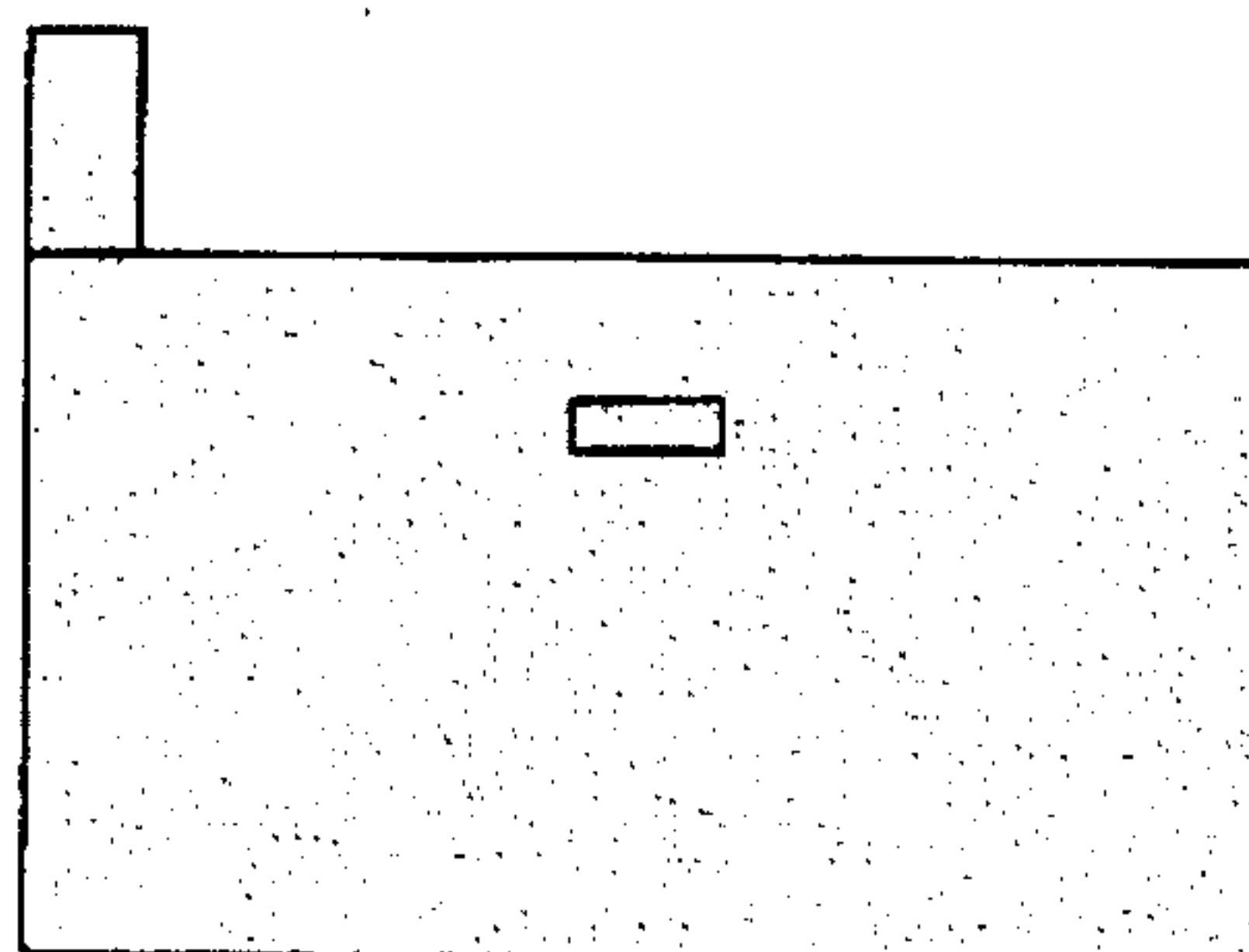


FIG. 5




FIG. 6

