



US00D396329S

United States Patent [19]
Litton

[11] **Patent Number: Des. 396,329**

[45] **Date of Patent: **Jul. 21, 1998**

[54] **COMPACT CASE**

[75] **Inventor: Garfield Litton, Glenrock, N.J.**

[73] **Assignee: Revlon Consumer Products Corporation, New York, N.Y.**

[**] **Term: 14 Years**

[21] **Appl. No.: 76,949**

[22] **Filed: Sep. 19, 1997**

[51] **LOC (6) Cl. 28-03**

[52] **U.S. Cl. D28/82; D9/504**

[58] **Field of Search D28/76, 77, 82, D28/91; D9/502-504, 529, 549, 418; 132/293-307, 316; 206/581, 823, 235, 37, 38; 220/DIG. 26, 602**

[56] **References Cited**

U.S. PATENT DOCUMENTS

D. 69,142	12/1925	Lalique	D28/91
D. 281,764	12/1985	Legrottaglie	D9/352
D. 281,826	12/1985	Bakic	D28/83
D. 303,584	9/1989	Bakic	D28/91
D. 329,376	9/1992	Burd	D9/418
D. 345,033	3/1994	Acker et al.	D28/83
D. 363,303	10/1995	Winston	D28/80 X
D. 373,220	8/1996	Lund	D28/77
1,467,151	9/1923	Freundt	132/294
1,592,136	7/1926	Davis	132/297
1,599,652	9/1926	Cranston	220/323
1,959,629	5/1934	Kasdan et al.	132/297
2,033,295	3/1936	Parkin	220/344
2,215,309	9/1940	Zell	292/86
2,549,681	4/1951	Goldstaub	220/602 X
3,482,728	12/1969	Flax	132/314 X

4,454,889	6/1984	Contreras, Sr.	132/301
4,569,438	2/1986	Sheffler	206/37
4,586,519	5/1986	Seidler et al.	132/293
4,781,288	11/1988	Wing	206/37
5,135,012	8/1992	Kamen	132/294
5,632,394	5/1997	Mecca et al.	132/315 X

FOREIGN PATENT DOCUMENTS

660447	4/1987	Switzerland	132/316
451222	1/1936	United Kingdom .	

OTHER PUBLICATIONS

Packaging, Sep. 1987, p. 148; Round-Base Double Wall Jar on lower right shown by arrow.
Elle, Sep. 1988, p. 98 -Stendhal Hydro Extreme jar on left.
Avon C-21, 1980 -Avon Reflector Protection Lip Gloss Compact (page number unknown).

Primary Examiner—Sandra L. Morris
Assistant Examiner—C. Tuttle
Attorney, Agent, or Firm—Julie Blackburn

[57] **CLAIM**

The ornamental design for a compact case, as shown and described.

DESCRIPTION

FIG. 1 is a perspective view of the compact case;
FIG. 2 is a top plan view of the compact case;
FIG. 3 is a front elevational view of the compact case;
FIG. 4 is a right side elevational view of the compact case;
FIG. 5 is a left side elevational view of the compact case;
FIG. 6 is rear elevational view of the compact case; and,
FIG. 7 is a bottom plan view of the compact case.

1 Claim, 2 Drawing Sheets

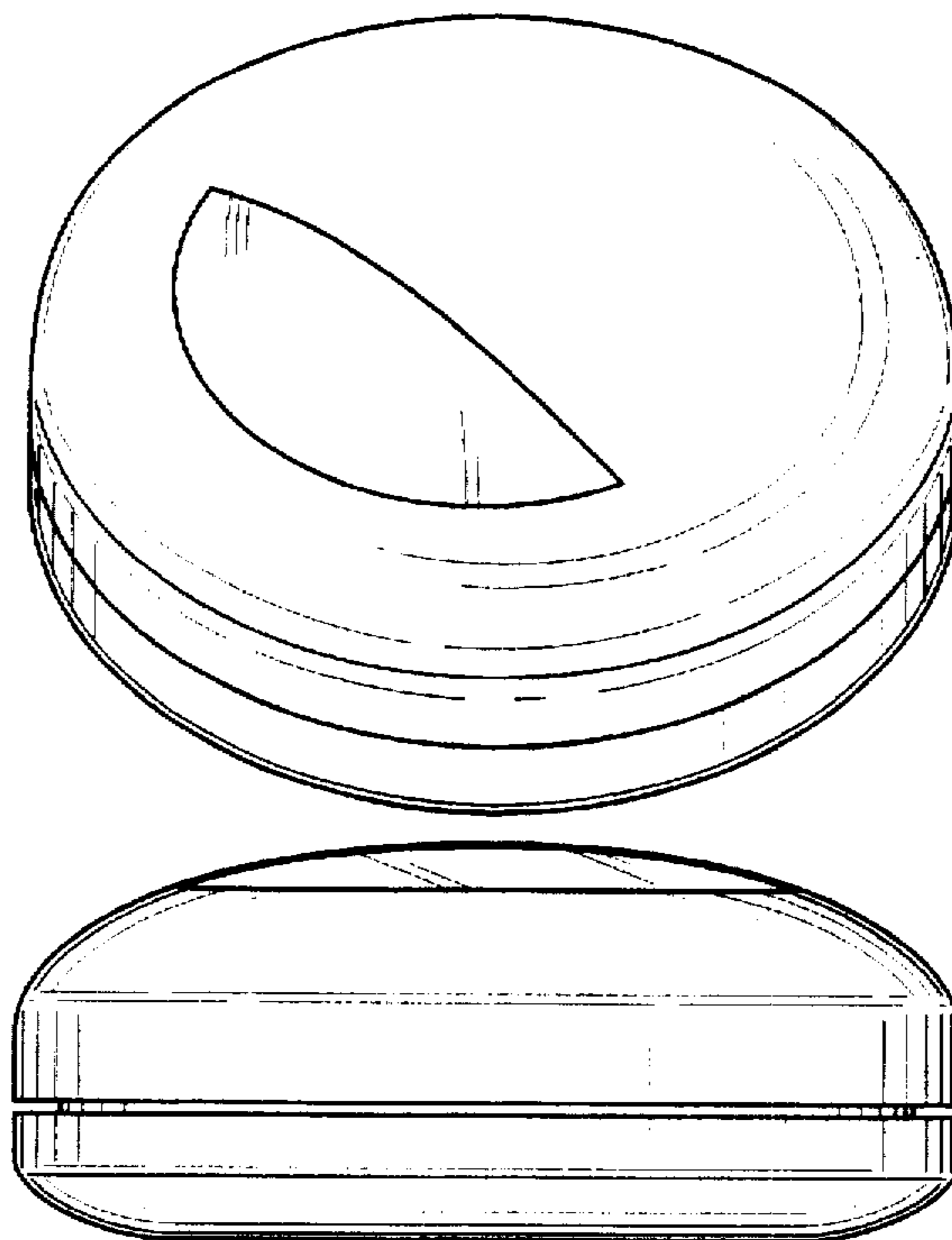


FIG. 1

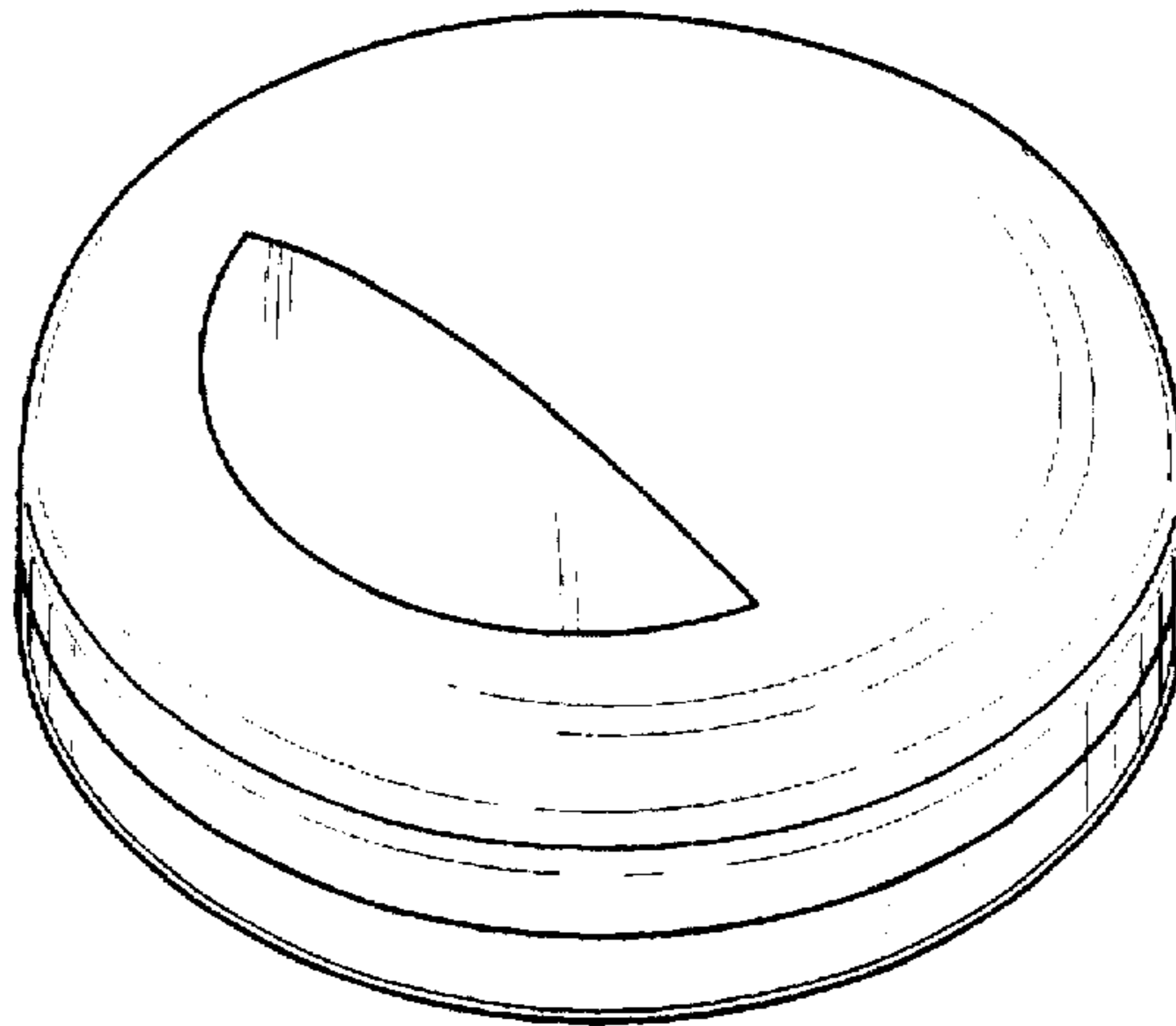


FIG. 2

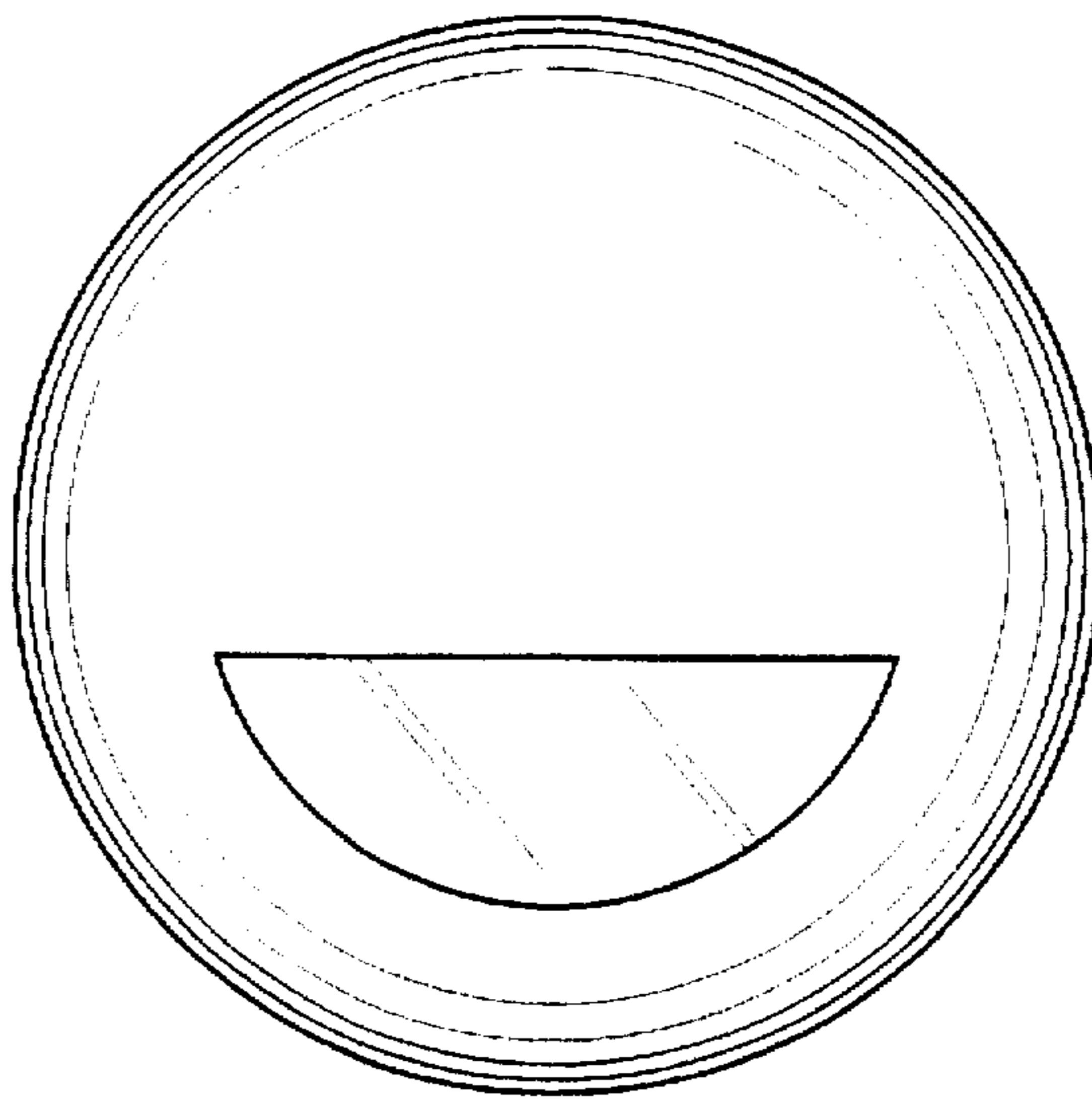


FIG. 3

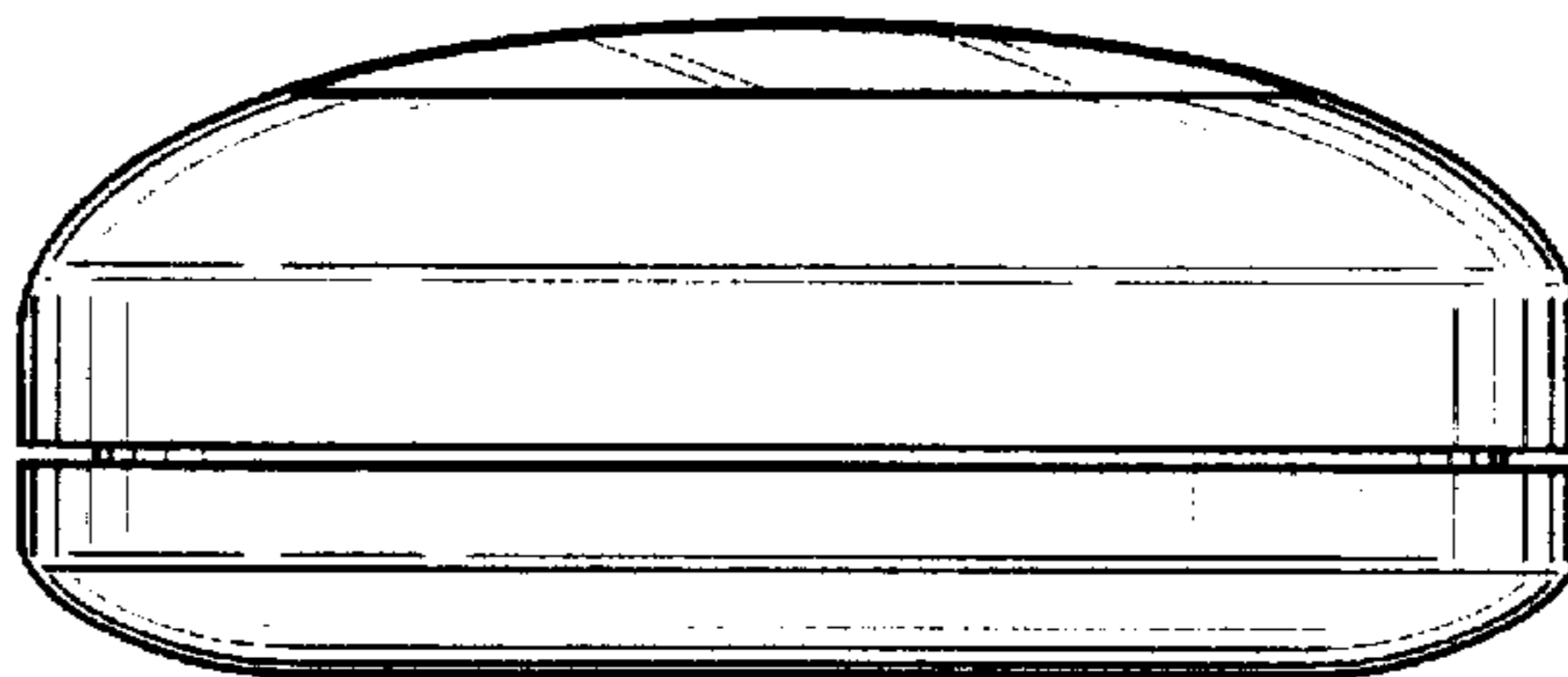


FIG. 4

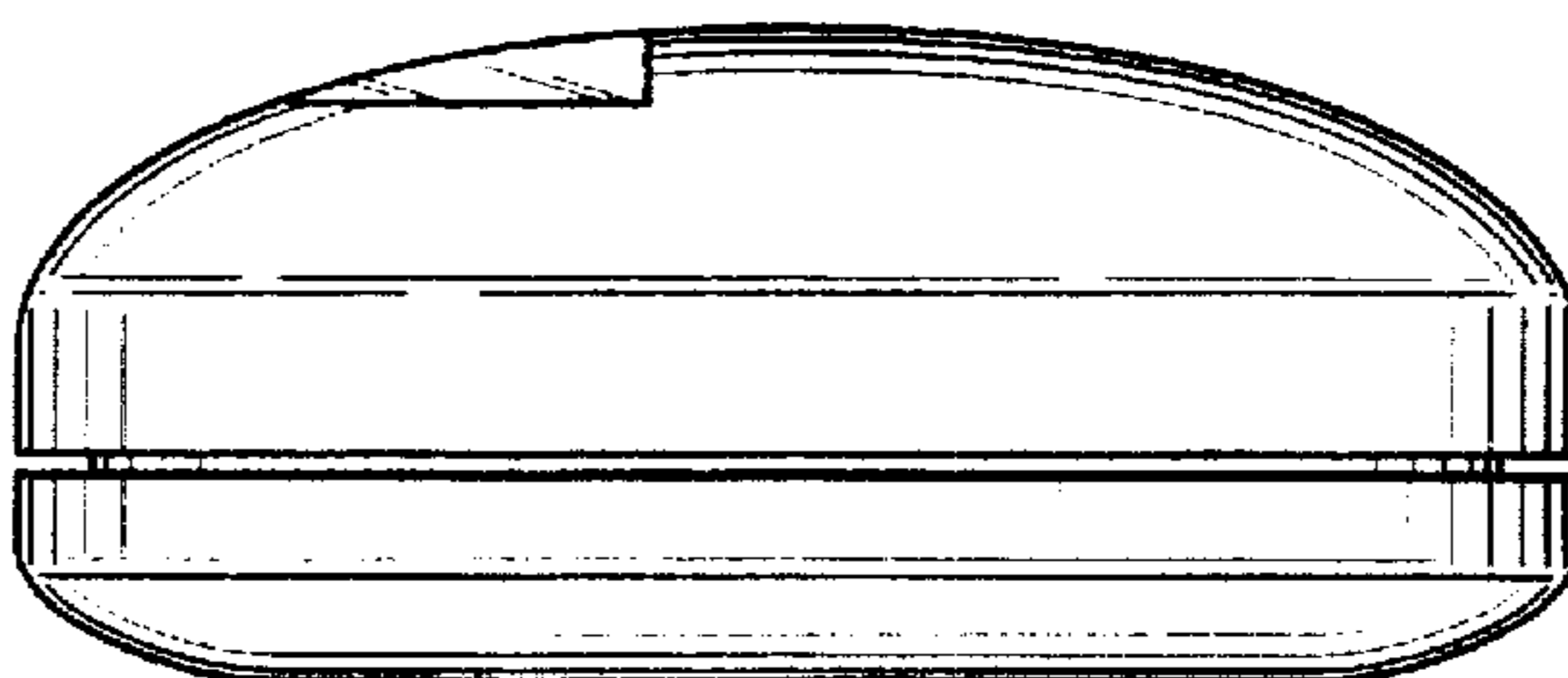


FIG. 5

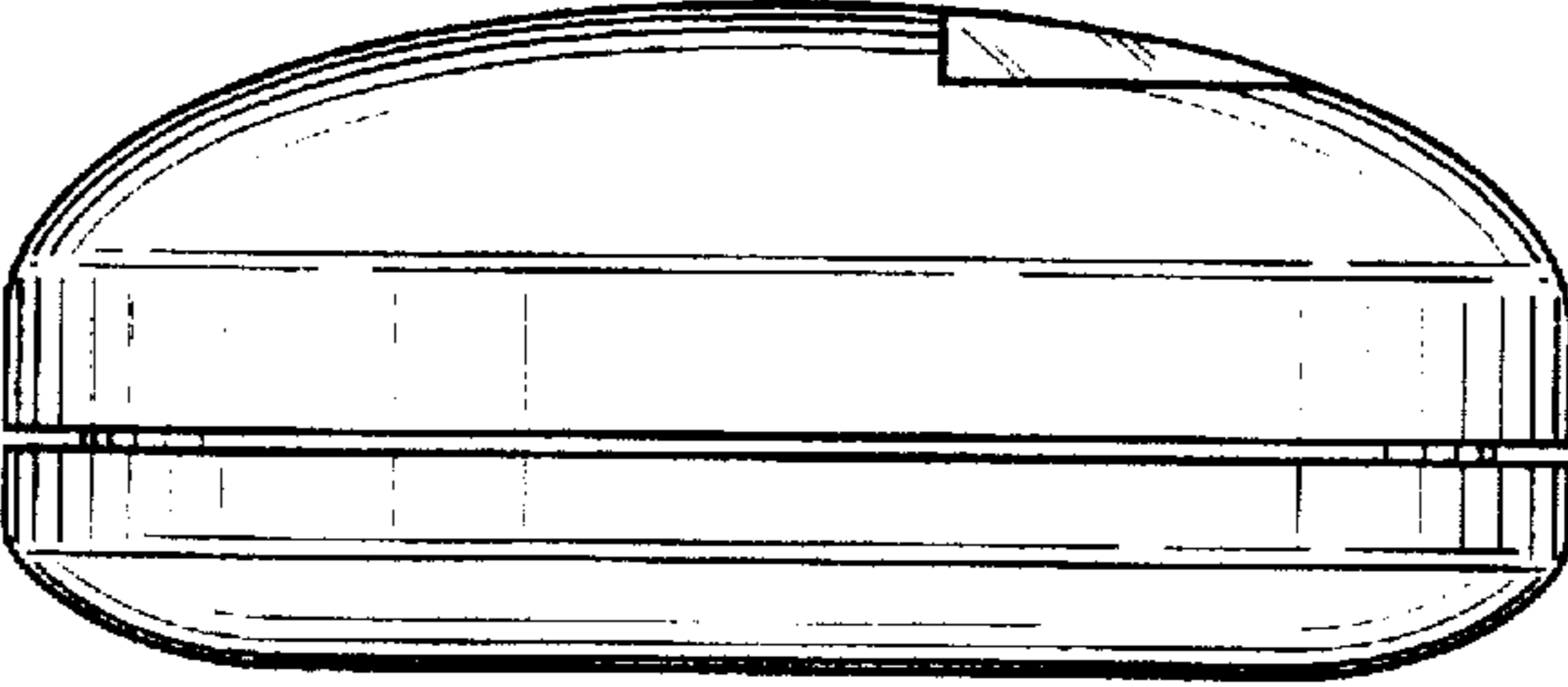


FIG. 6

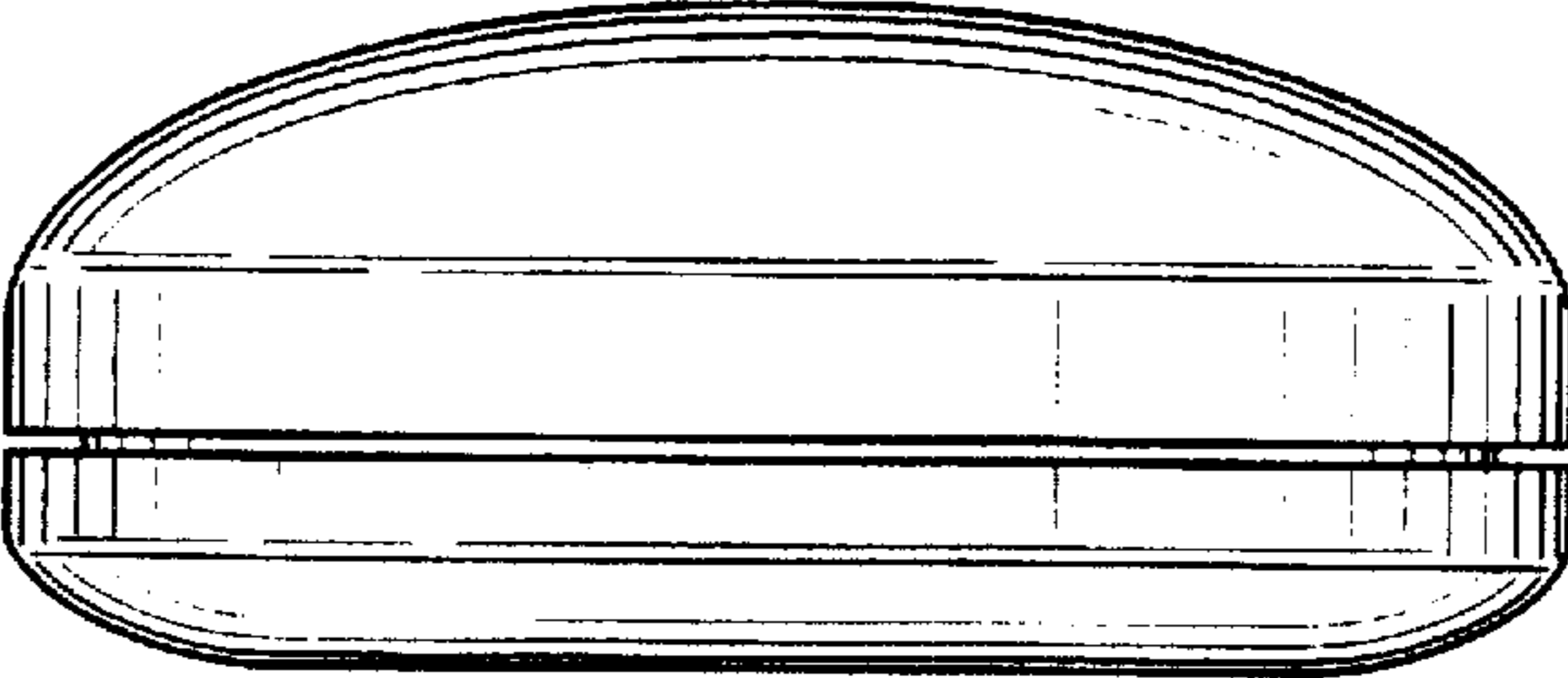


FIG. 7

