



US00D396302S

**United States Patent** [19]  
**Cziczeli**

[11] **Patent Number:** **Des. 396,302**  
[45] **Date of Patent:** **\*\*Jul. 21, 1998**

[54] **WALL SYSTEM**

[76] **Inventor:** **Joseph Cziczeli, 215 Blake St., Apt.3,  
New Haven, Conn. 06515**

[\*\*] **Term:** **14 Years**

[21] **Appl. No.:** **68,860**

[22] **Filed:** **Apr. 2, 1997**

[51] **LOC (6) Cl.** ..... **25-02**

[52] **U.S. Cl.** ..... **D25/58**

[58] **Field of Search** ..... **D25/102, 113,  
D25/114, 115, 118, 58; 52/311.1, 311.2,  
596, 608, 604-606; 405/284, 286**

D. 305,460	1/1990	Sakata .	
D. 305,570	1/1990	Sakata .	
D. 305,571	1/1990	Sakata .	
D. 305,572	1/1990	Sakata .	
D. 362,077	9/1995	Woolbright .	
4,312,606	1/1982	Sarikelle .....	405/286
4,825,619	5/1989	Forsberg .	
4,965,979	10/1990	Larrivee .....	52/608
5,123,221	6/1992	Legault .....	405/284
5,378,088	1/1995	Foehrkolb .	
5,623,797	4/1997	Gravier et al. ....	52/606

*Primary Examiner*—B. J. Bullock  
*Attorney, Agent, or Firm*—Bachman & Lapointe, P.C.

[57] **CLAIM**

The ornamental design for a wall system, as shown.

**DESCRIPTION**

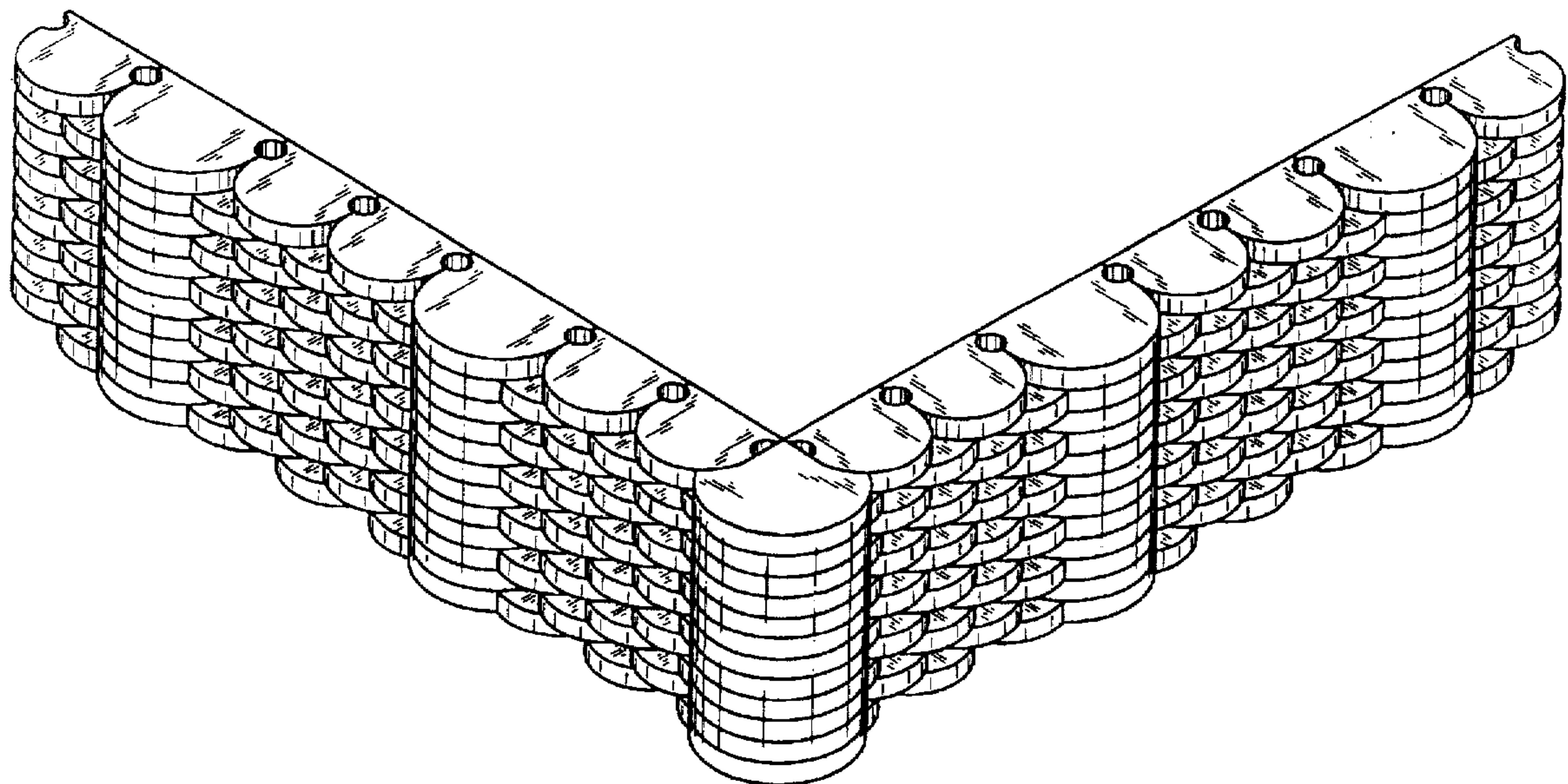
FIG. 1 is a perspective view of the ornamental design for a wall system in accordance with the invention; FIG. 2 is a top view corresponding to FIG. 1; FIG. 3 is a side view corresponding to FIG. 1; FIG. 4 is a bottom view corresponding to FIG. 1; and, FIG. 5 is a front view corresponding to FIG. 1.

**1 Claim, 2 Drawing Sheets**

[56] **References Cited**

**U.S. PATENT DOCUMENTS**

D. 295,788	5/1988	Forsberg .
D. 297,464	8/1988	Forsberg .
D. 297,574	9/1988	Forsberg .
D. 297,767	9/1988	Forsberg .
D. 299,067	12/1988	Forsberg .
D. 300,253	3/1989	Forsberg .
D. 300,254	3/1989	Forsberg .
D. 305,365	1/1990	Sakata .



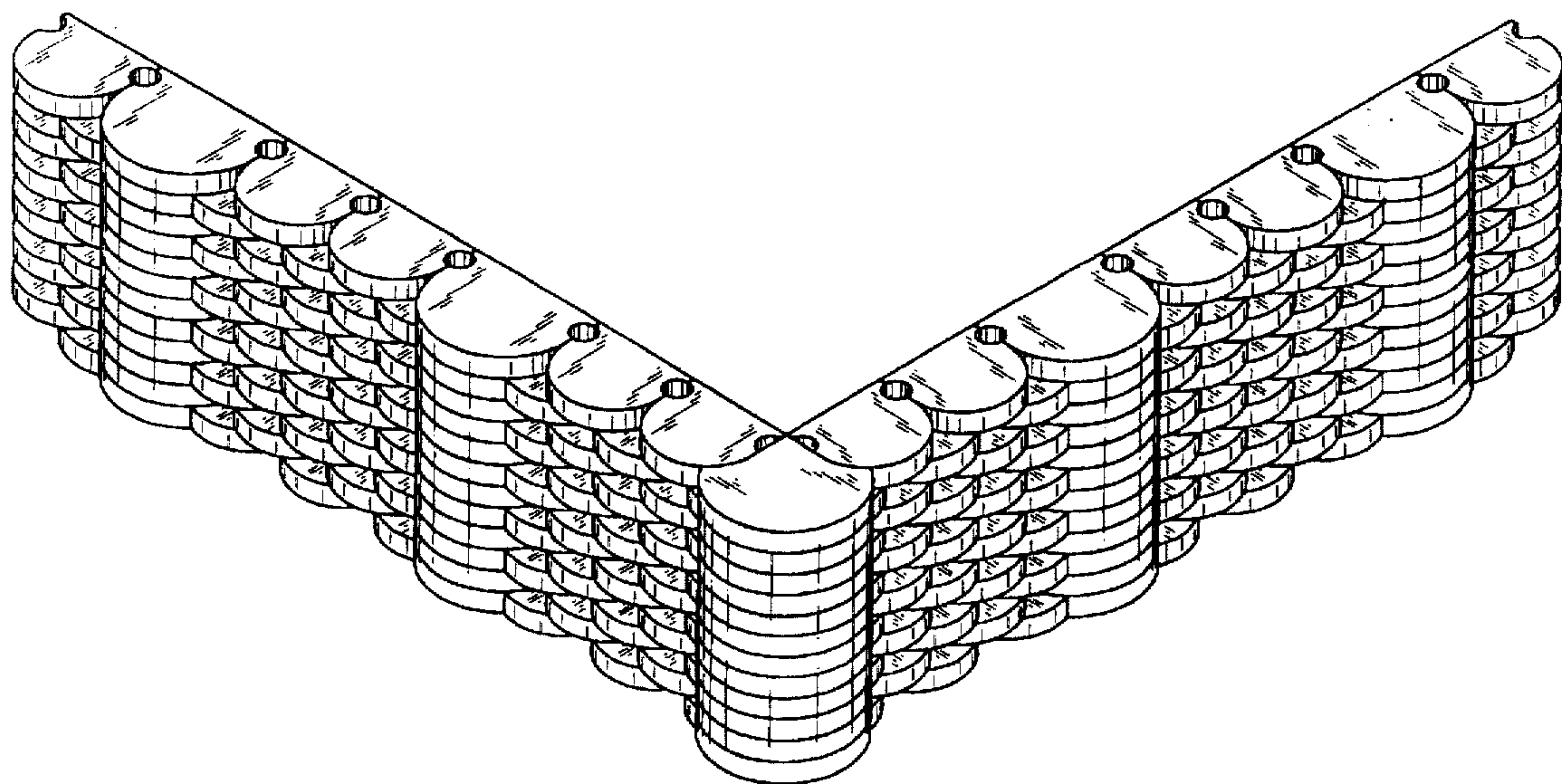


FIG. 1

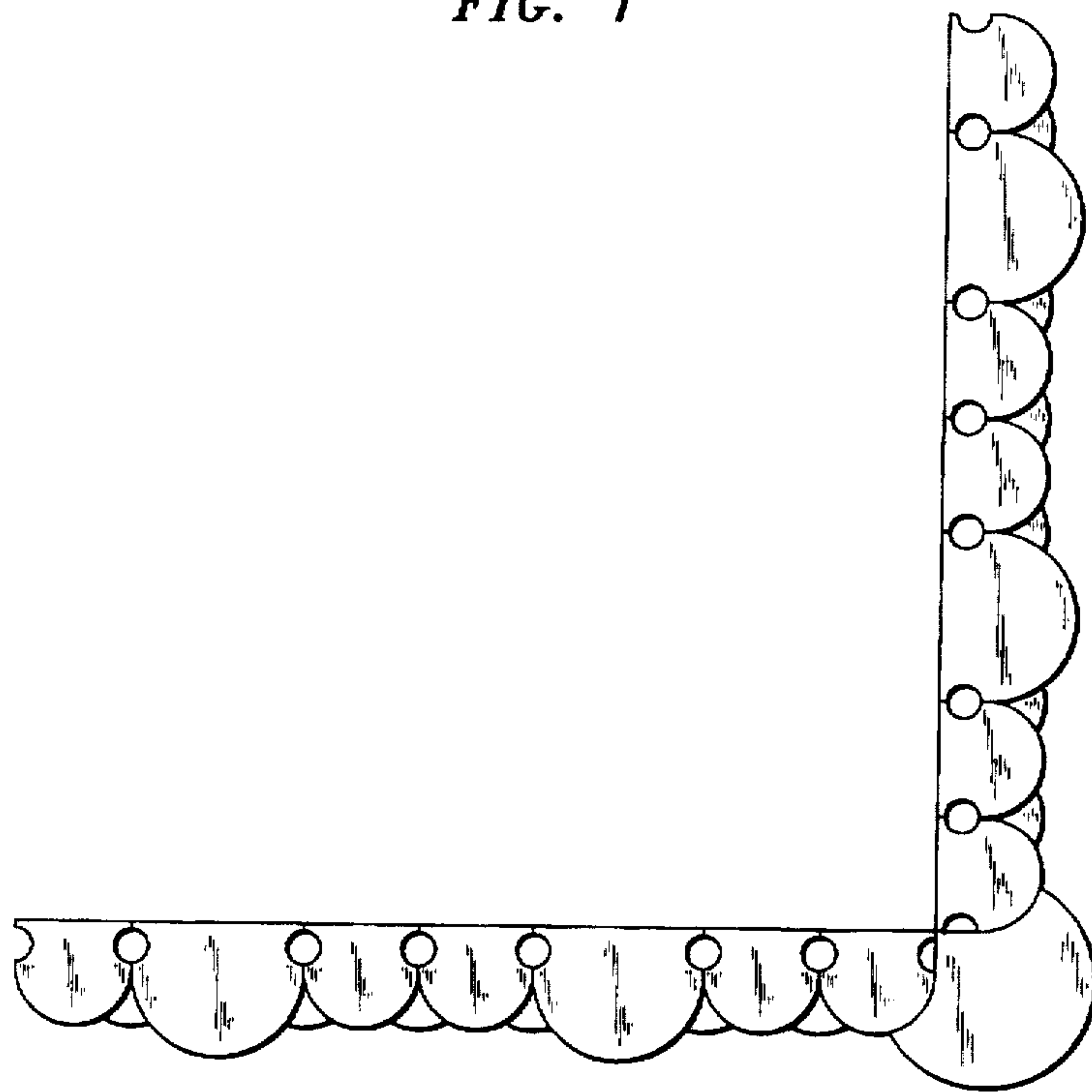


FIG. 2




FIG. 3

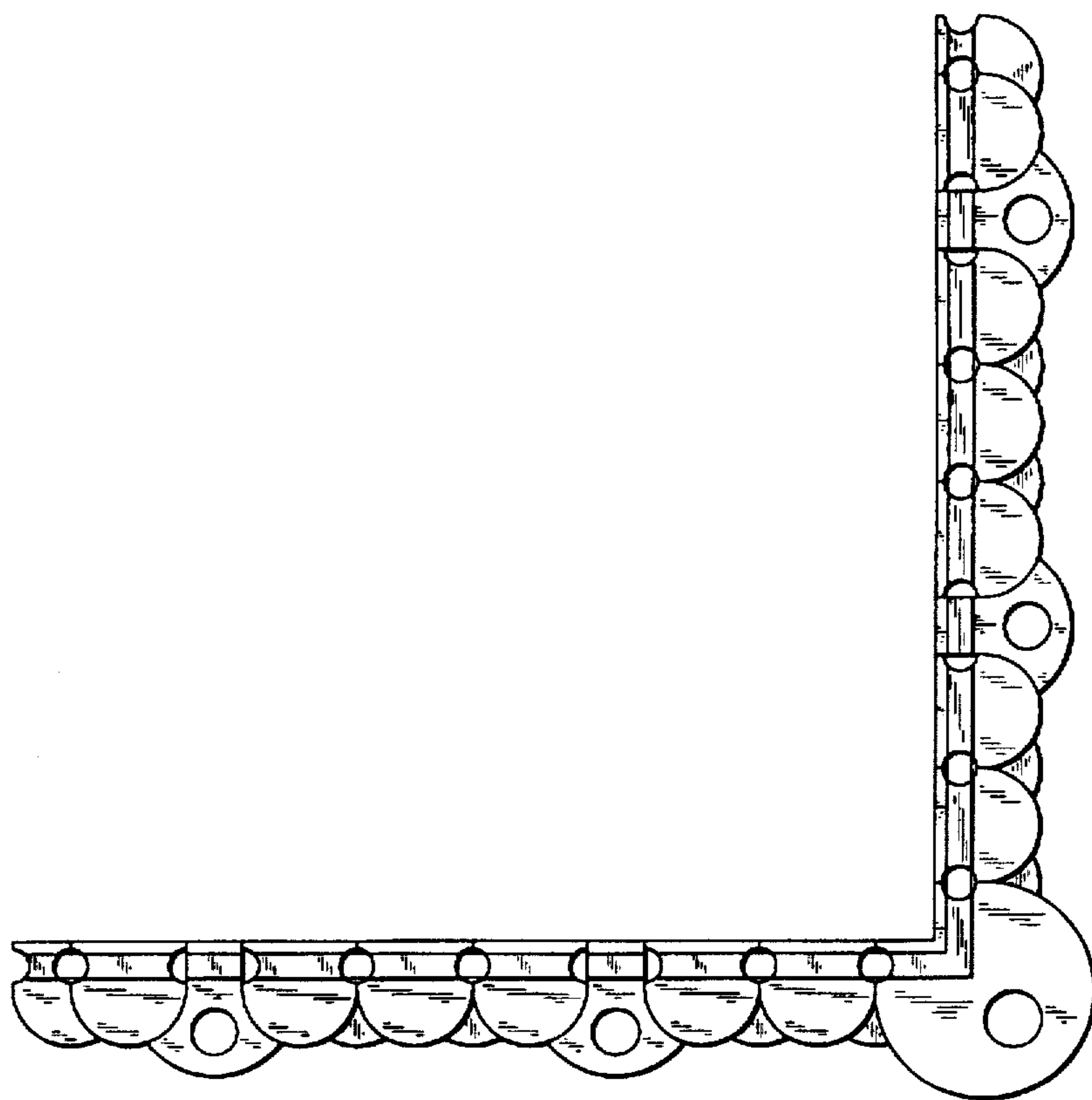


FIG. 4




FIG. 5