

US00D396281S

# United States Patent [19]

Gee, II et al.

[11] Patent Number: **Des. 396,281**

[45] Date of Patent: **\*\*Jul. 21, 1998**

[54] **LOWER HOUSING FOR A CEILING FAN**

D. 358,878 5/1995 Tsuji ..... D23/377

[75] Inventors: **Jack W. Gee, II**, Huntsville, Ala.;  
**Masao Tsuji**, Germantown, Tenn.

### OTHER PUBLICATIONS

Casablanca Fan Co. Cat. p. 4. Ceiling Fan (A) middle of page.

Hunter Fan Co. Cat., p. 49. Ceiling Fan (B), top left side of page.

[73] Assignee: **Hunter Fan Company**, Memphis, Tenn.

[\*\*] Term: **14 Years**

*Primary Examiner*—Lisa Lichtenstein

*Attorney, Agent, or Firm*—Baker, Donelson, Bearman & Caldwell

[21] Appl. No.: **74,754**

[22] Filed: **Aug. 5, 1997**

### [57] CLAIM

### Related U.S. Application Data

The ornamental design for a lower housing for a ceiling fan, as shown and described.

[62] Division of Ser. No. 58,276, Aug. 9, 1996.

[51] LOC (6) Cl. .... **23-04**

### DESCRIPTION

[52] U.S. Cl. .... **D23/411; D23/385**

FIG. 1 is a perspective view of the lower housing for a ceiling fan showing our new design;

[58] Field of Search ..... **D23/411, 377,**

**D23/379, 385; 416/5; 392/364**

FIG. 2 is a front view thereof, with the left-side, right-side and rear views being mirror images thereof; and,

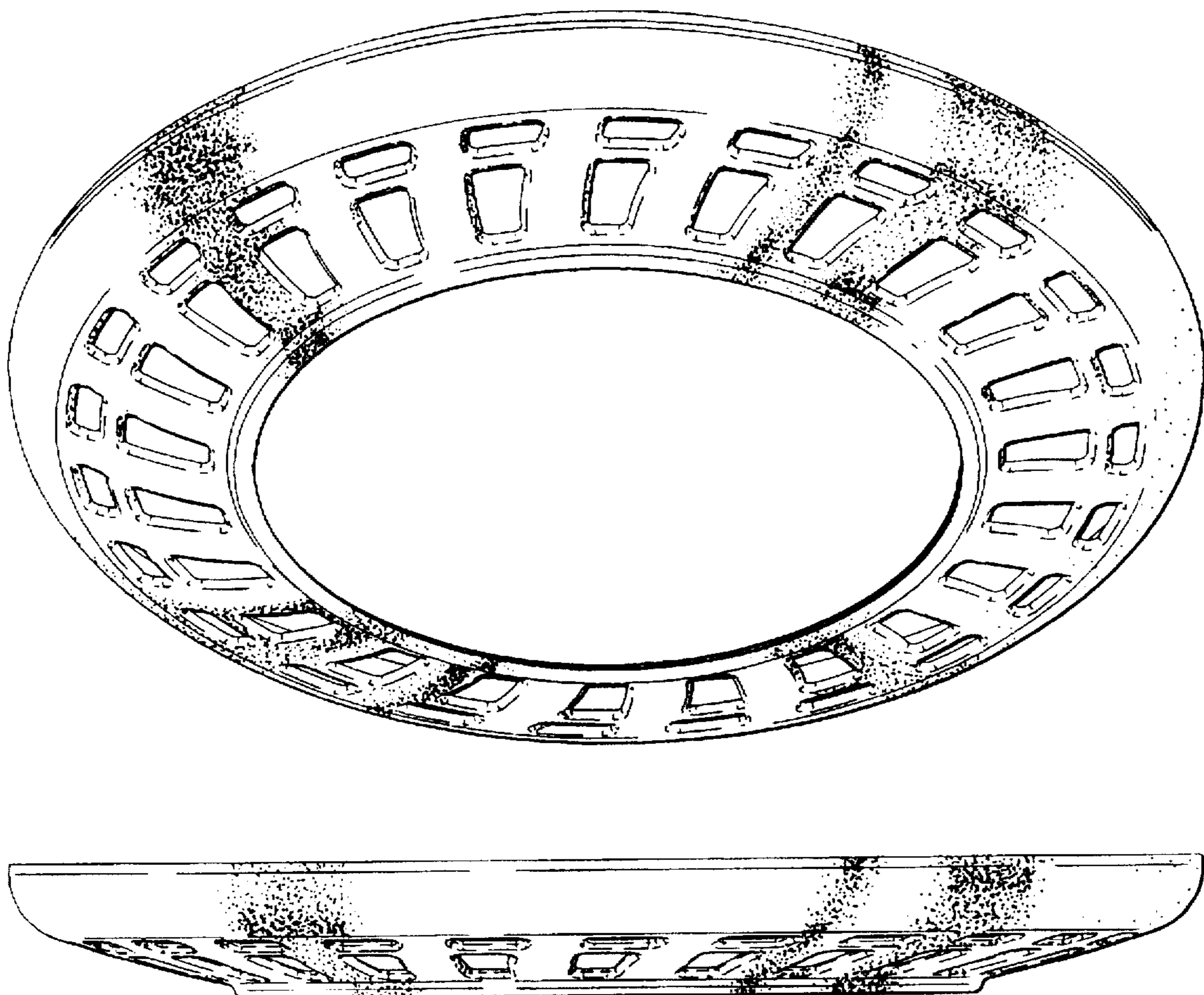
FIG. 3 is a top view thereof.


### [56] References Cited

#### U.S. PATENT DOCUMENTS


D. 349,336 8/1994 Tsuji ..... D23/385

**1 Claim, 3 Drawing Sheets**

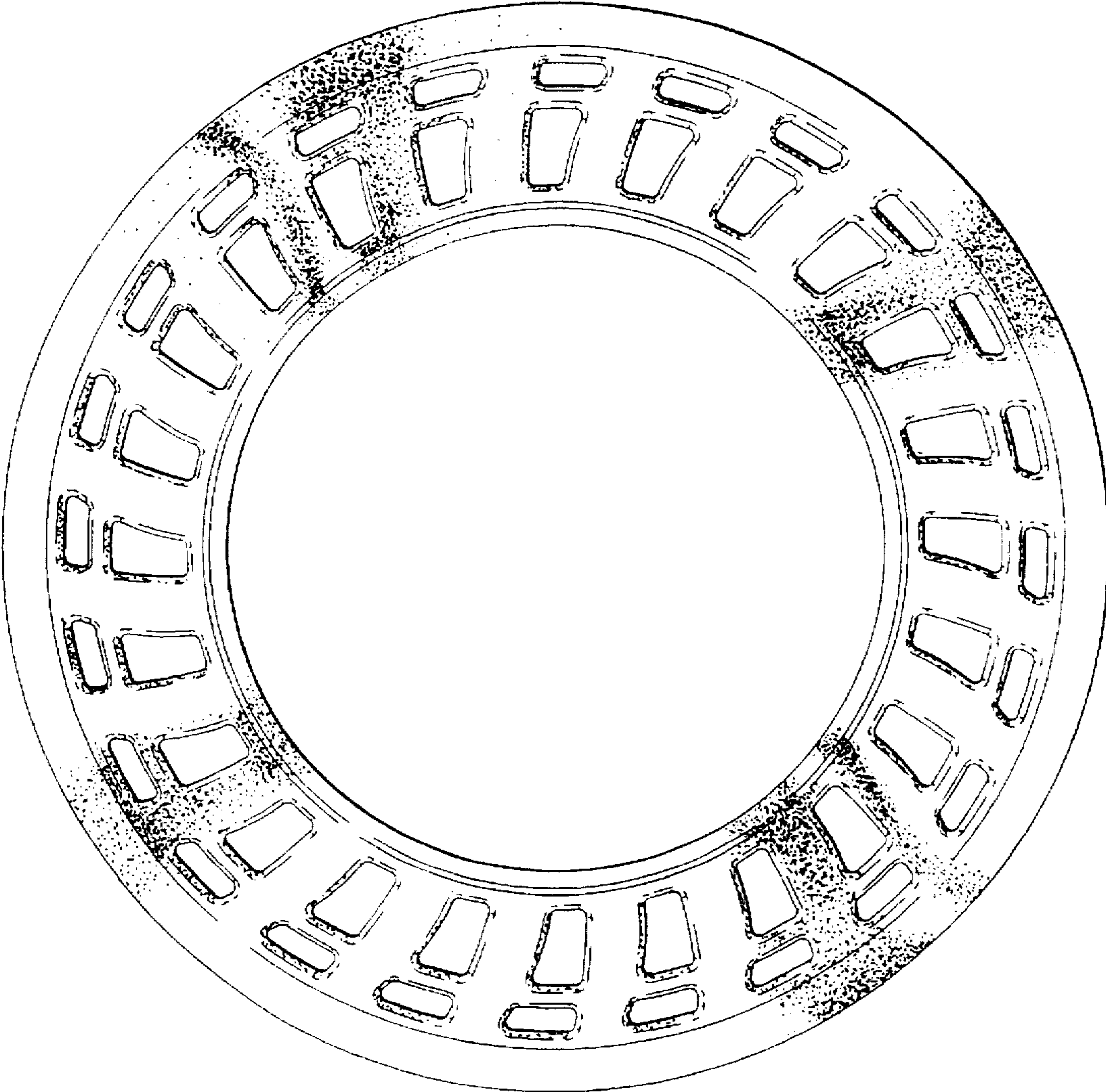




**FIG 1**



**FIG 2**



**FIG 3**