



US00D396257S

United States Patent [19]
Spano

[11] **Patent Number:** **Des. 396,257**
[45] **Date of Patent:** ****Jul. 21, 1998**

[54] **GOLF CLUB HEAD**

[76] **Inventor:** **Joseph L. Spano**, 120 Fairview Dr.,
Madisonville, La. 70447

[**] **Term:** **14 Years**

[21] **Appl. No.:** **72,182**

[22] **Filed:** **Jun. 11, 1997**

[51] **LOC (6) Cl.** **29-02**

[52] **U.S. Cl.** **D21/217**

[58] **Field of Search** D21/217-219,
D21/104, 105, 108; 473/251-256, 340,
341, 325, 190

[56] **References Cited**

U.S. PATENT DOCUMENTS

D. 182,485	4/1958	Sprinkel	D21/219
D. 193,897	10/1962	Vachon	D21/218
D. 202,504	10/1965	Citro	D21/217
D. 213,118	1/1969	Onaka	D21/219
D. 217,873	6/1970	Currie	D21/218 X
5,584,768	12/1996	Lee	473/190

5,584,769 12/1996 Sundin 473/325

Primary Examiner—Sandra L. Morris
Assistant Examiner—Mitchell I. Siegel
Attorney, Agent, or Firm—Michael D. Carbo

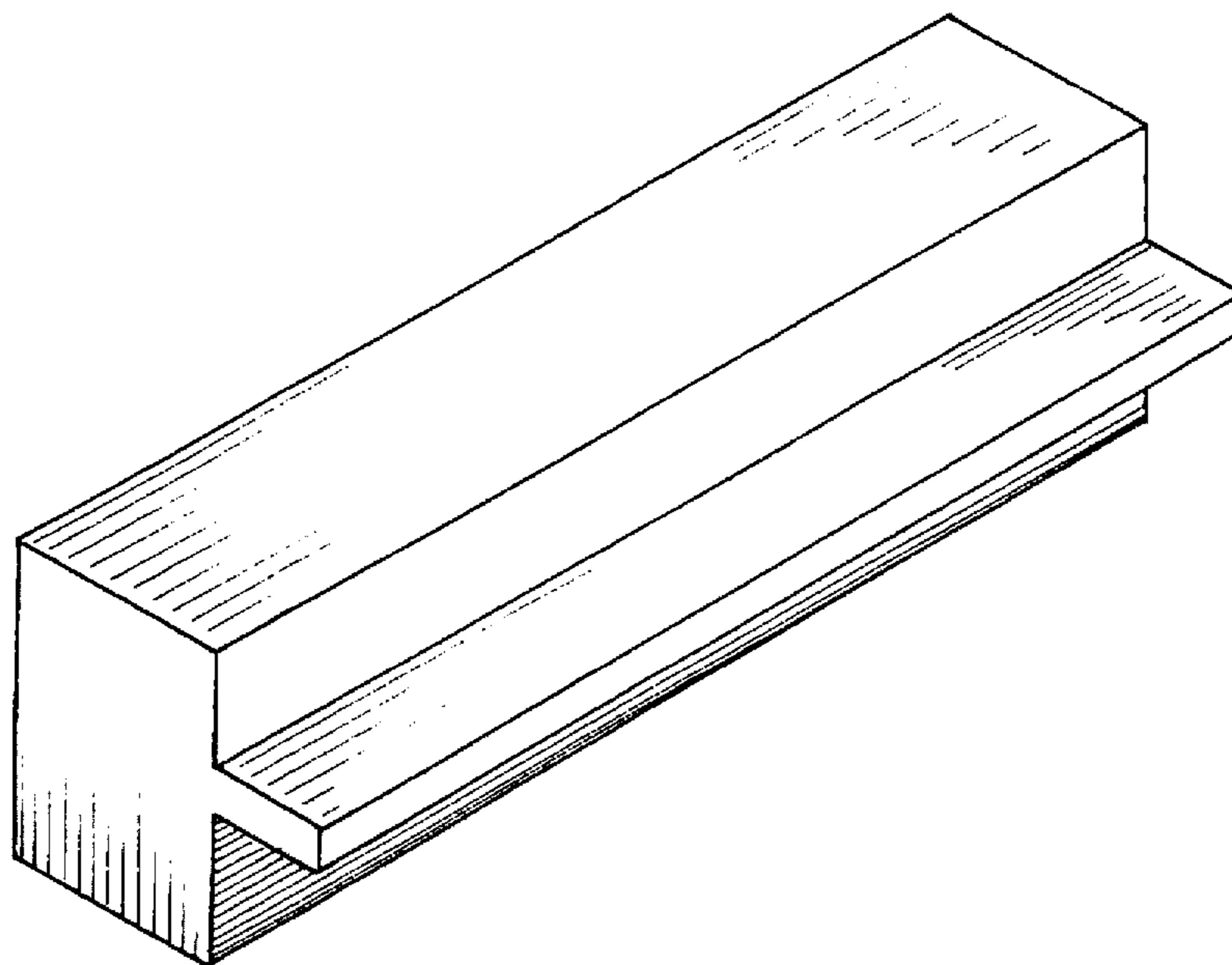
[57] **CLAIM**

The ornamental design for a golf club head, as shown and described.

DESCRIPTION

FIG. 1 is a front elevation view of a golf club head according to the invention;
FIG. 2 is a side elevation view on line 2—2 of FIG. 1;
FIG. 3 is a side elevation view on line 3—3 of FIG. 1;
FIG. 4 is a top view of a golf club head according to the invention;
FIG. 5 is a bottom view of a golf club head according to the invention; and,
FIG. 6 is a perspective view of a golf club head according to the invention.
The undisclosed rear elevational view is planner and unornamented.

1 Claim, 2 Drawing Sheets



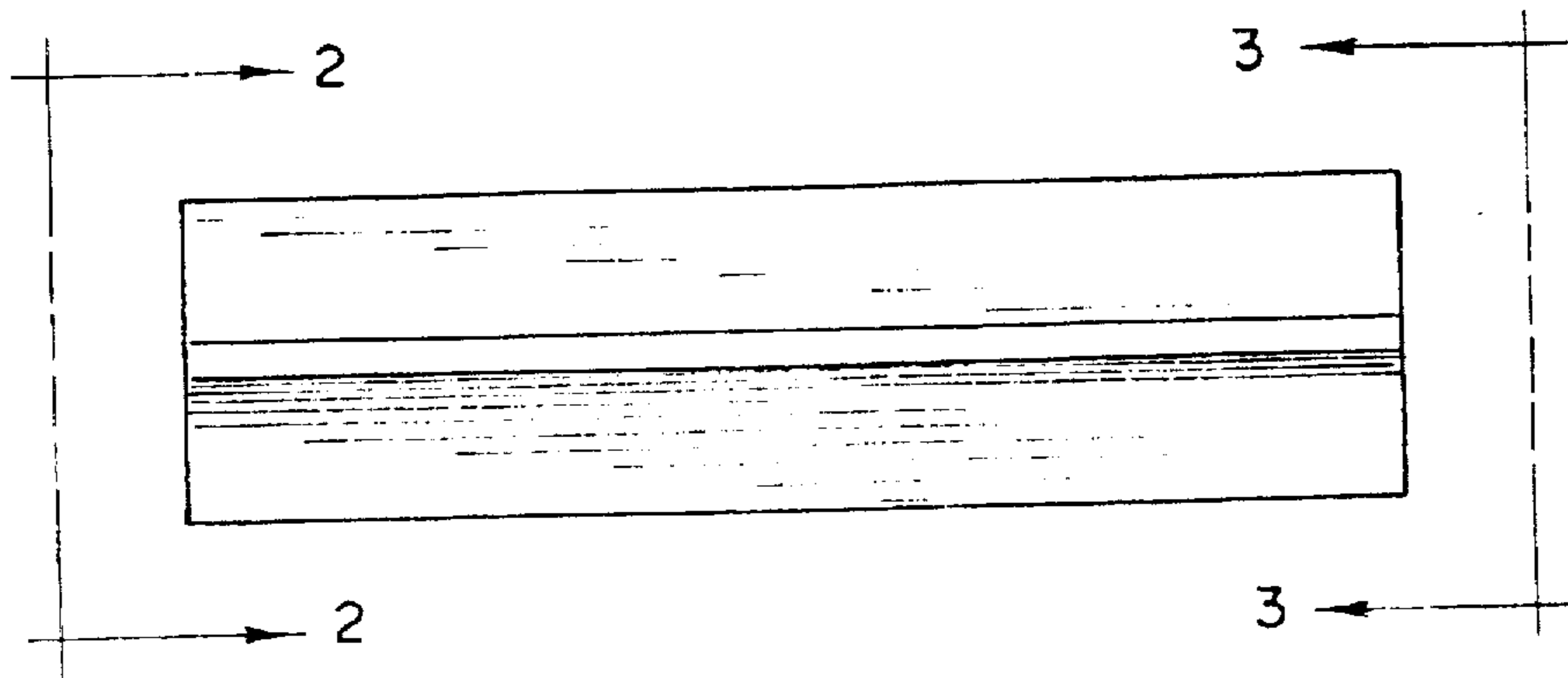


FIG. 1

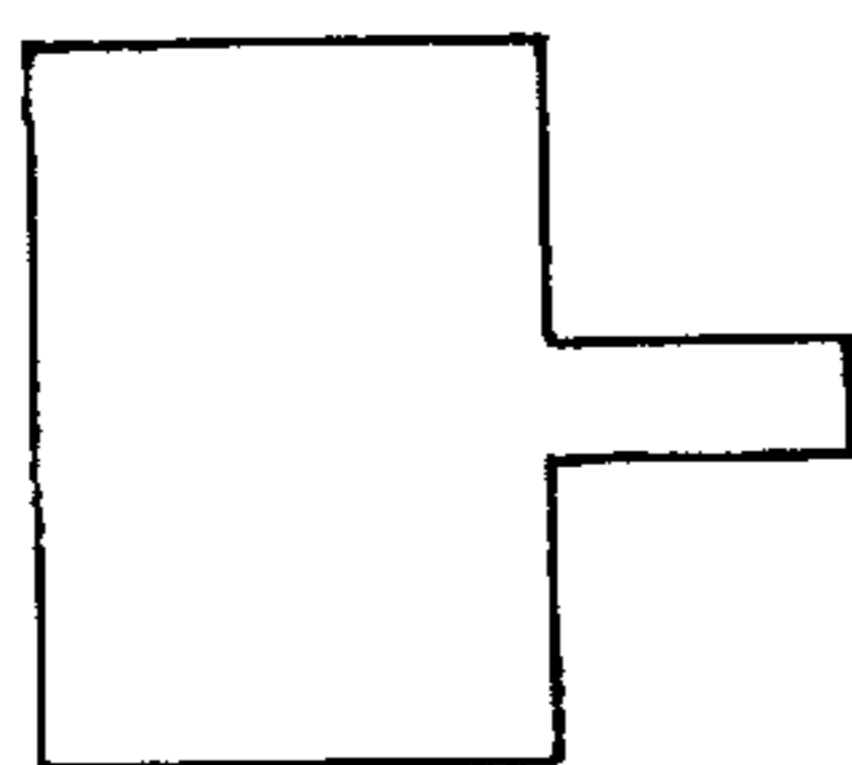


FIG. 2

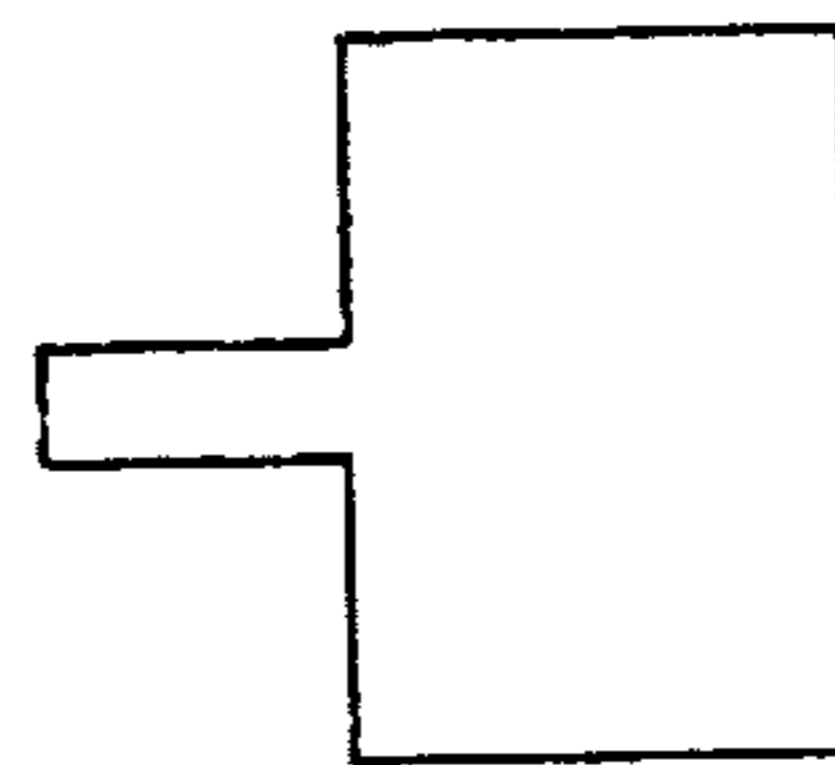


FIG. 3




FIG. 4


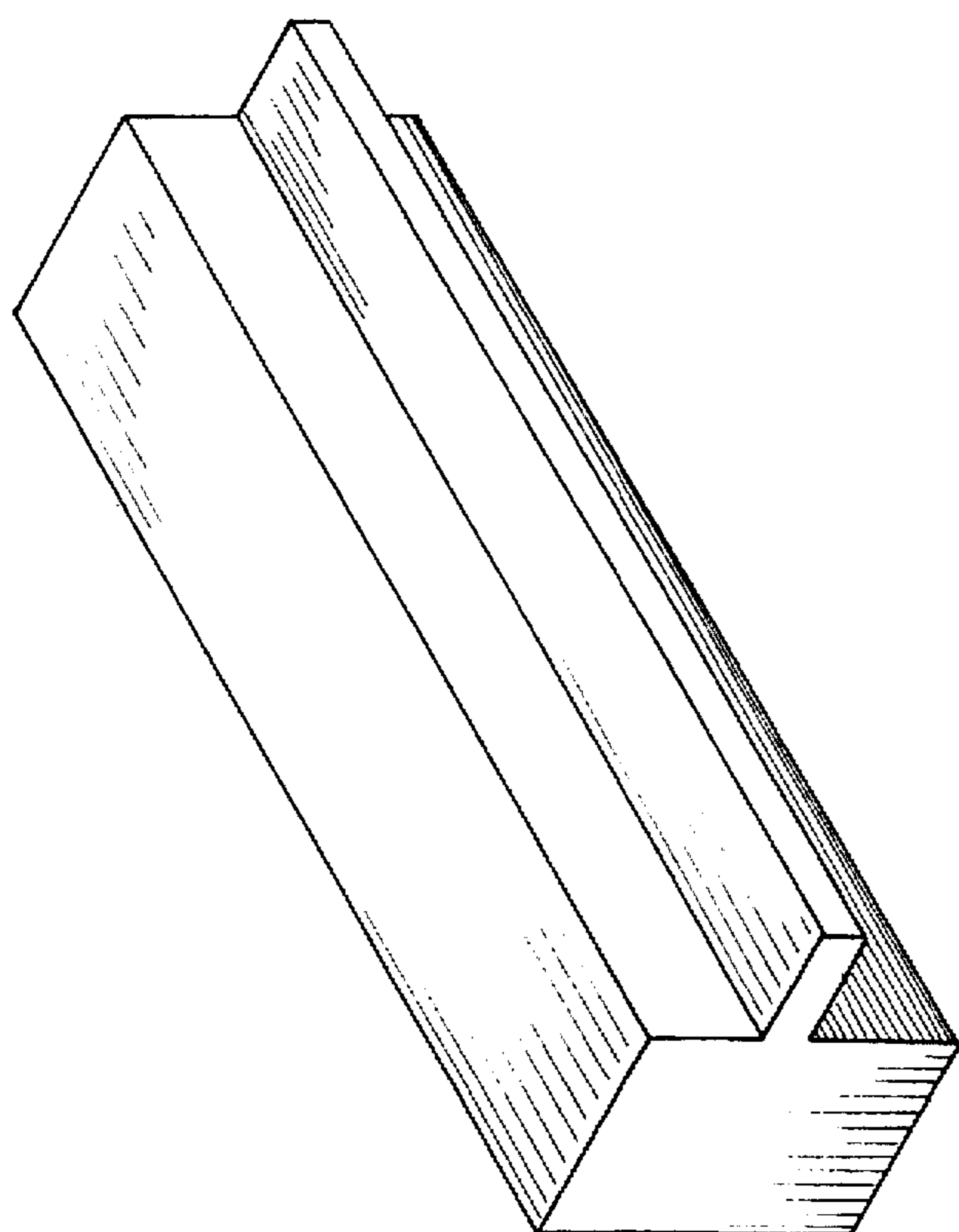


FIG. 5



F I G . 6