



US00D396244S

United States Patent [19]

Venne et al.

[11] Patent Number: **Des. 396,244**

[45] Date of Patent: ****Jul. 21, 1998**

[54] **BINGO CARD INK MARKER BOTTLE**

[75] Inventors: **Clarence J. Venne, Langhorne;**
Richard A. Venne, Sr., Bensalem, both
of Pa.

[73] Assignee: **Clarence J. Venne, Inc., Levittown, Pa.**

[**] Term: **14 Years**

[21] Appl. No.: **59,692**

[22] Filed: **Jun. 27, 1996**

Related U.S. Application Data

[62] Division of Ser. No. 44,671, Sep. 28, 1995.

[51] **LOC (6) Cl.** **19-06**

[52] **U.S. Cl.** **D19/43; D9/338; D19/49**

[58] **Field of Search** **D9/331, 338, 504,**
D9/539, 542; D21/51; D19/35, 36, 41-51,
53-58, 81-85, 15-17; 401/196, 202, 261,
262; 101/327, 405, 406, 368

[56] References Cited

U.S. PATENT DOCUMENTS

D. 242,225	11/1976	Sinclair	D9/542 X
D. 250,248	11/1978	Grip	D9/338
D. 255,653	7/1980	Lipsz	D9/338
D. 255,989	7/1980	Lipsz	D9/504
D. 326,118	5/1992	Black	D21/51
D. 337,939	8/1993	Smith, Jr.	D9/338

D. 345,376	3/1994	Underwood, Jr.	D19/48
3,885,495	5/1975	Funahashi	101/327
5,419,592	5/1995	Stuart	101/405 X

Primary Examiner—Martie Thompson
Attorney, Agent, or Firm—Caesar, Rivise, Bernstein, Cohen
& Pokotilow, Ltd.

[57] CLAIM

The ornamental design for a bingo card ink marker bottle, as shown and described.

DESCRIPTION

FIG. 1 is a front elevational view of a first embodiment of a bingo card ink marker bottle showing our new design, the rear view being identical thereto;

FIG. 2 is a side elevational view of FIG. 1, the opposite side being identical thereto;

FIG. 3 is a top plan view of FIG. 1;

FIG. 4 is a front elevational view of a second embodiment of our new design, the rear view being identical thereto;

FIG. 5 is a side elevational view of FIG. 4, the opposite side being identical thereto;

FIG. 6 is a top plan view of FIG. 4;

FIG. 7 is a front elevational view of the embodiments of FIGS. 1 and 4 with the cap member removed for convenience of illustration, the rear view being identical thereto;

FIG. 8 is a side elevational view of FIG. 7, the opposite side being identical thereto;

FIG. 9 is a top plan view of FIG. 7; and,

FIG. 10 is a bottom plan view of FIGS. 1, 5 and 7.

1 Claim, 3 Drawing Sheets


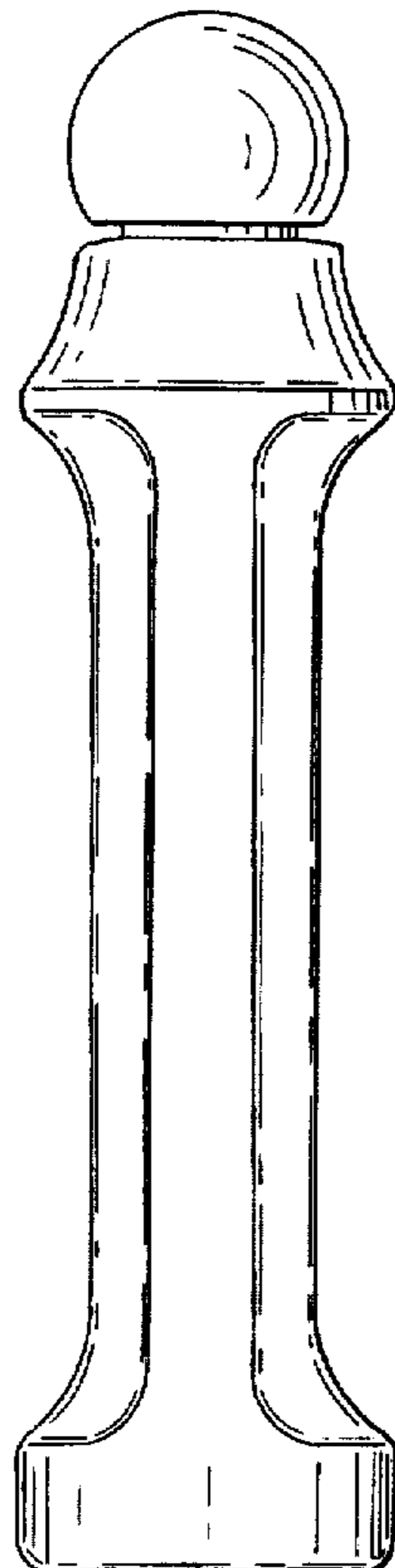


FIG. 1




FIG. 2

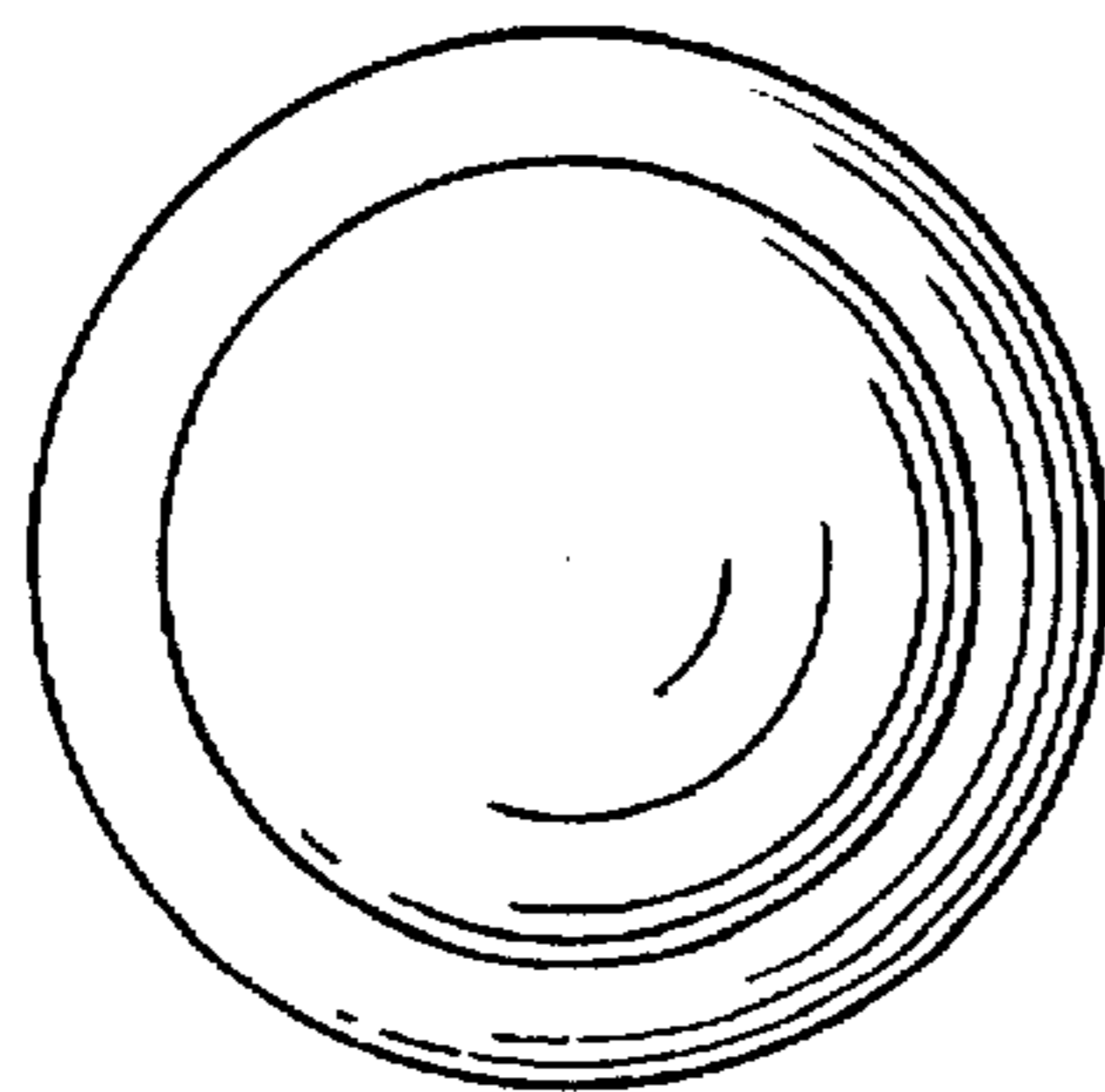
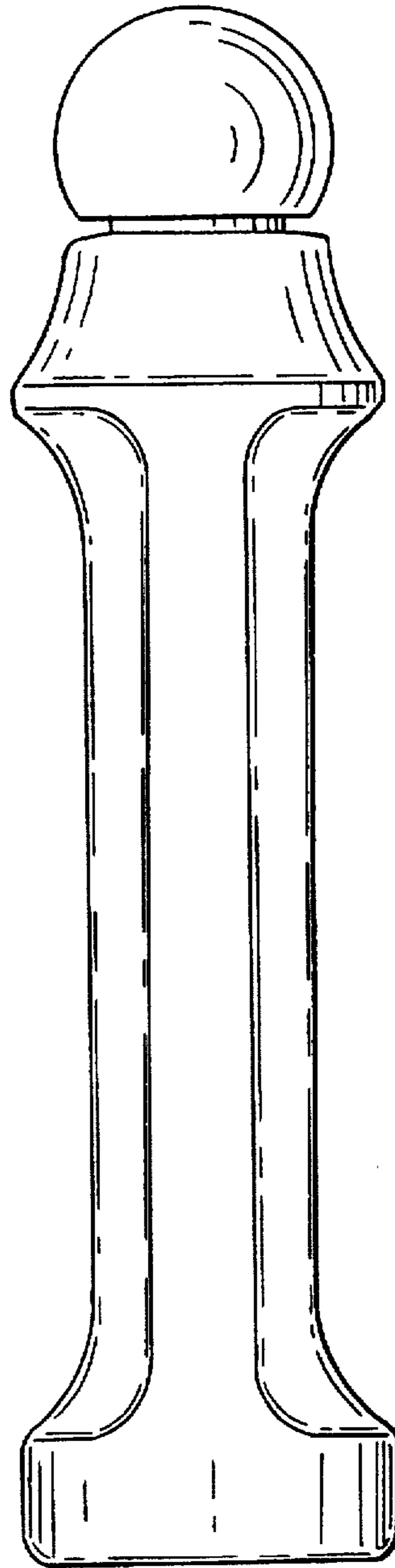


FIG. 3




FIG. 4

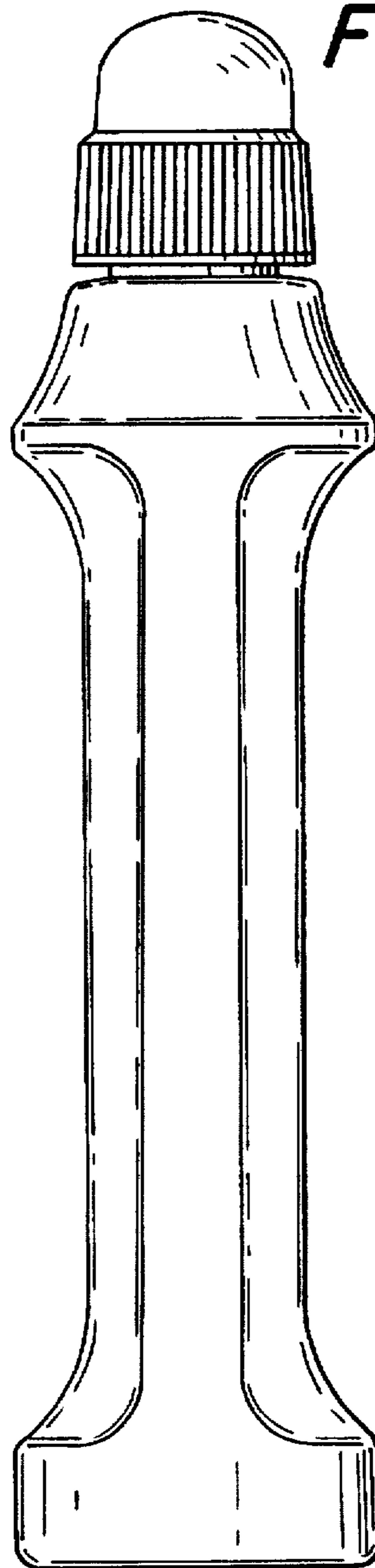


FIG. 5

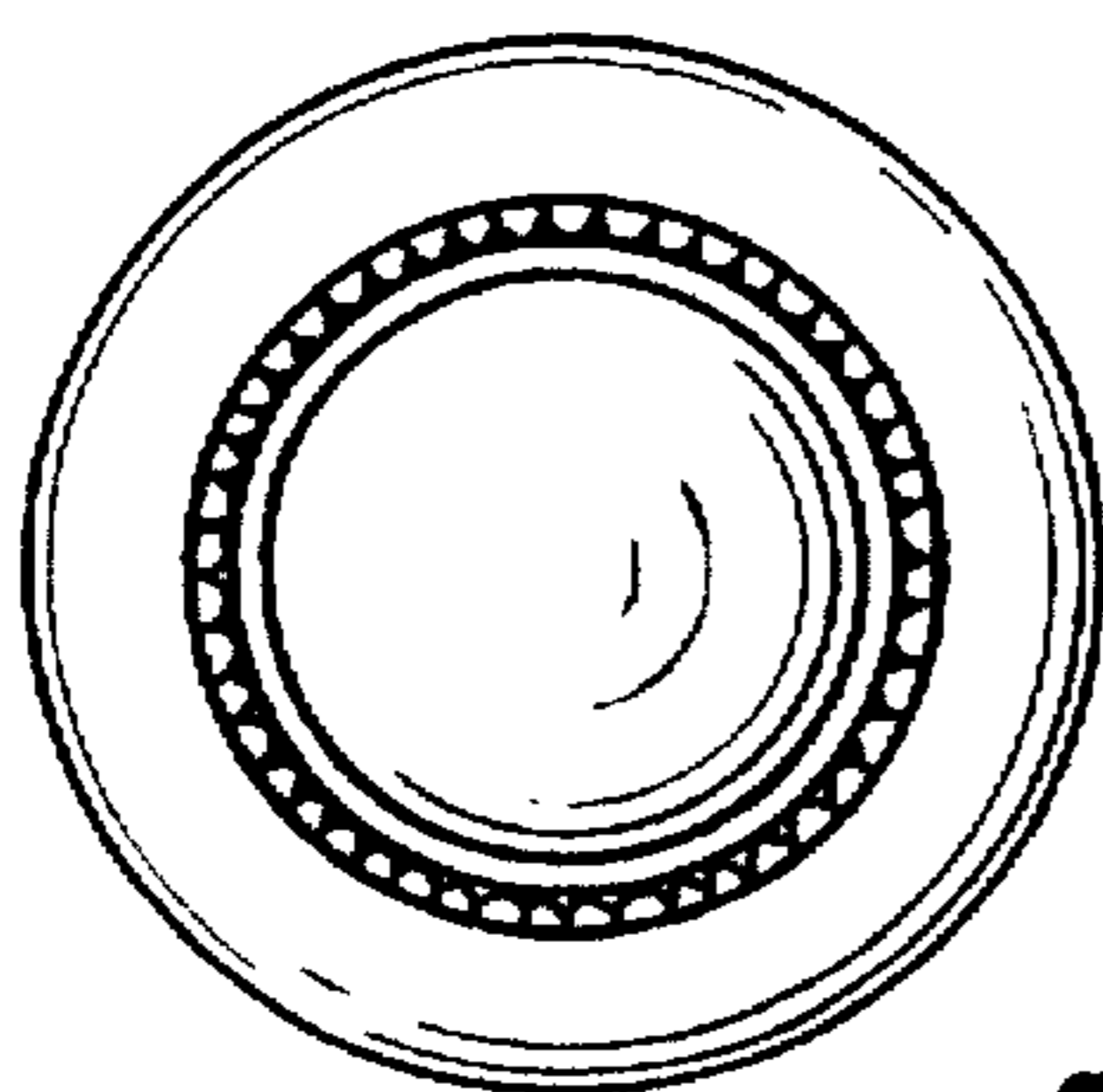


FIG. 6

FIG. 7




FIG. 8

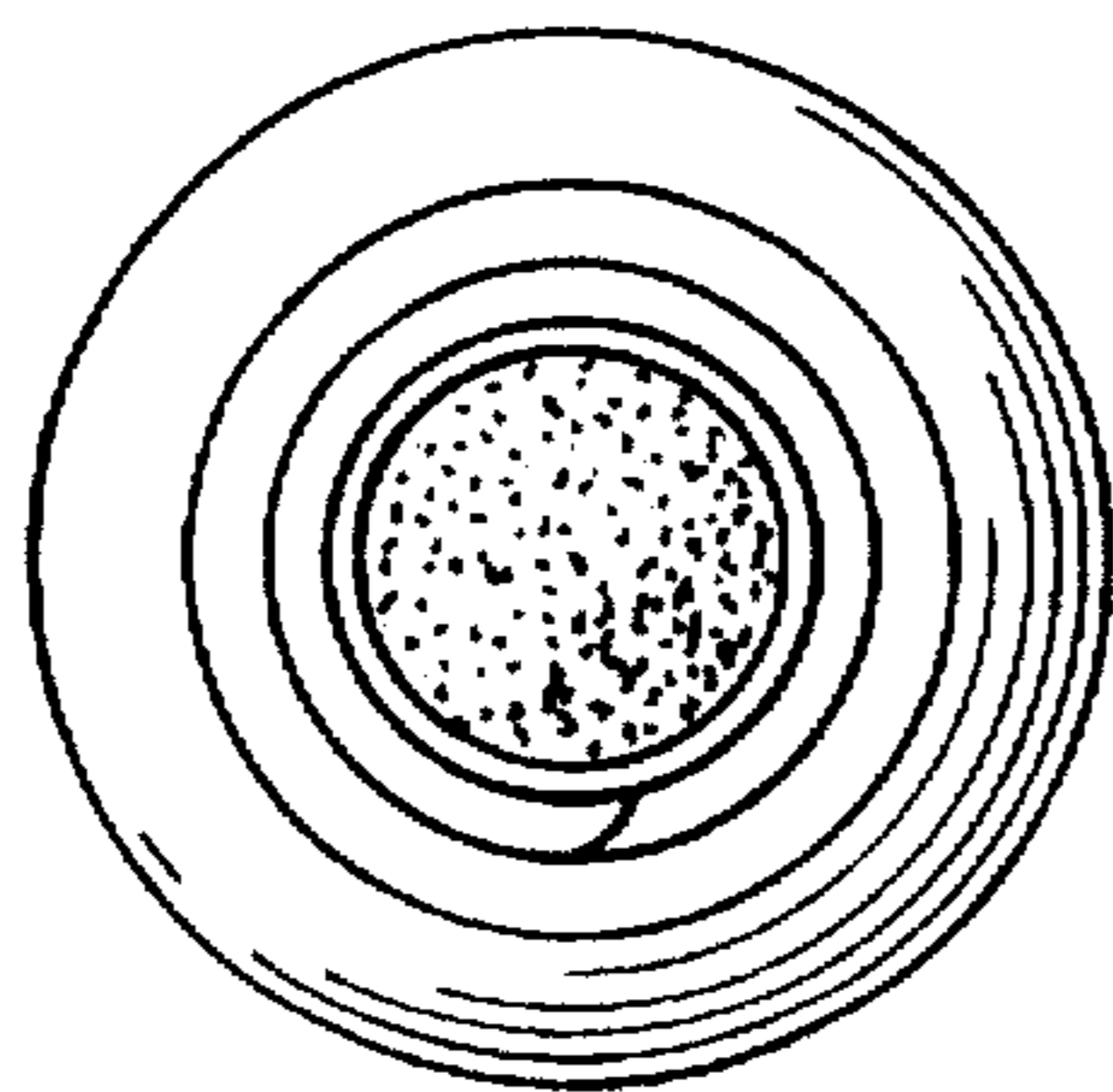
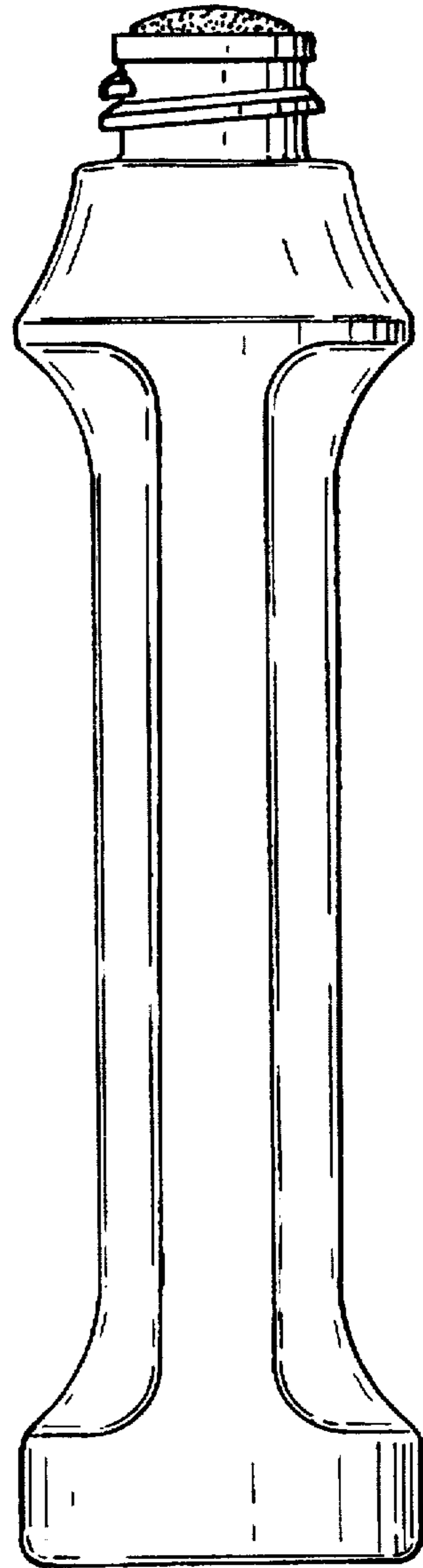


FIG. 9

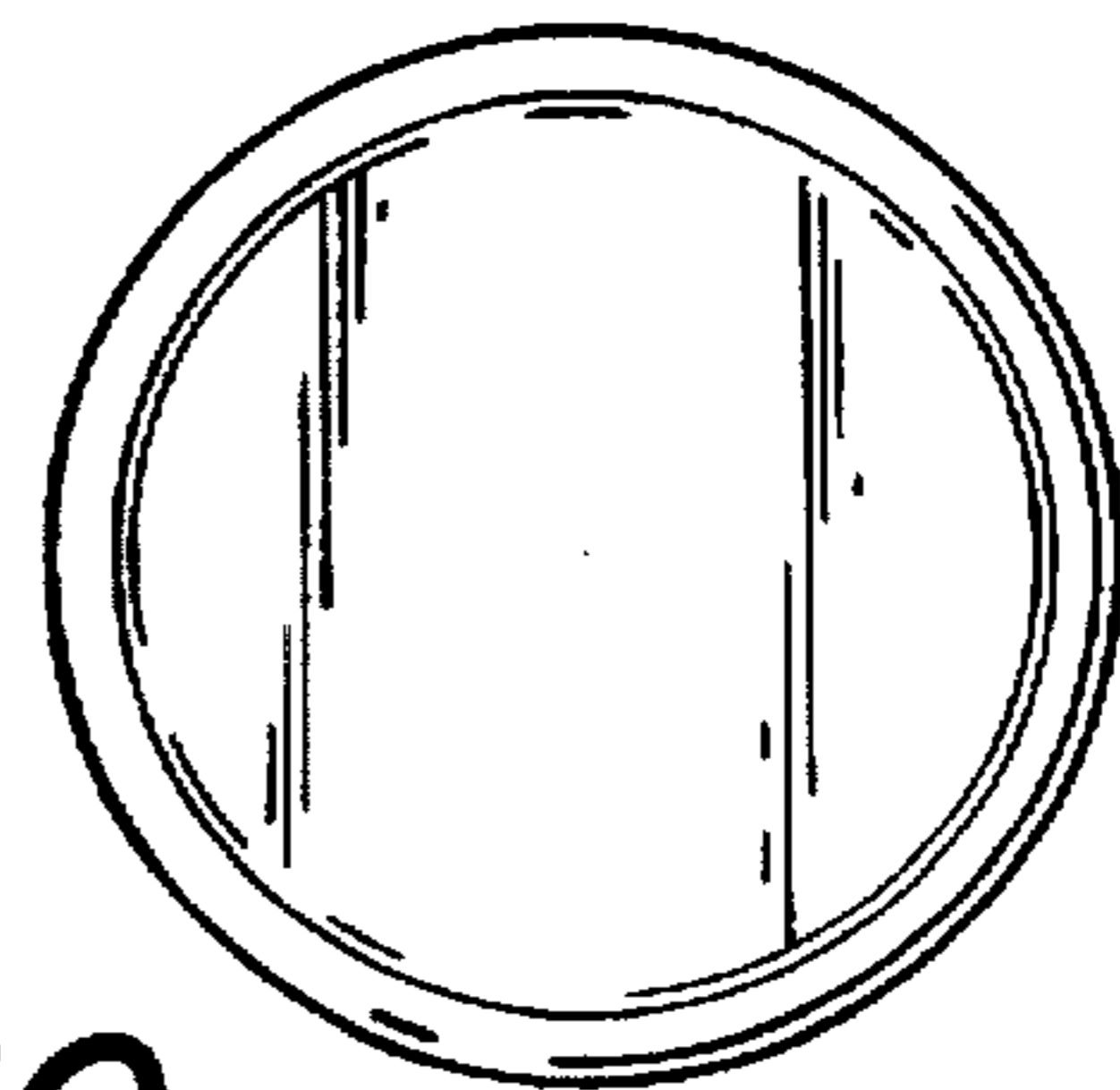


FIG. 10