



US00D396236S

United States Patent [19]

Matisz et al.

[11] Patent Number: Des. 396,236

[45] Date of Patent: **Jul. 21, 1998

[54] SNOW PLOW

[76] Inventors: **George Thomé Matisz; Ernest Matisz,** both of 4921 Baptist Rd., Pittsburgh, Pa. 15227; **Joseph M. Ballay,** 524 S. Murtland St., Pittsburgh, Pa. 15208

[**] Term: 14 Years

[21] Appl. No.: 60,632

[22] Filed: Oct. 2, 1996

Related U.S. Application Data

[63] Continuation-in-part of Ser. No. 45,425, Oct. 19, 1995, Pat. No. Des. 377,653.

[51] LOC (6) Cl. 15-03

[52] U.S. Cl. D15/11

[58] Field of Search D15/10-12, 28; 37/231, 232, 260, 265, 270, 272, 281, 285

[56] References Cited

U.S. PATENT DOCUMENTS

D. 201,451	6/1965	Graham .
1,964,617	6/1934	Bird .
2,061,585	11/1936	Meyer .
2,103,900	12/1937	Gay .
2,141,558	12/1938	Richter .
2,188,805	1/1940	Borgeson .
2,191,323	2/1940	Richter .
2,234,645	3/1941	Hetzelt .
2,350,437	6/1944	Wiedman .
2,430,221	11/1947	Frink et al. .
2,431,410	11/1947	Maxim .
2,468,950	5/1949	Wiedman .
2,575,091	11/1951	Borgeson .
2,754,601	7/1956	Meyer .
3,098,309	7/1963	Koch .
3,316,665	5/1967	Rinaldo .
3,349,507	10/1967	Payne .
3,524,269	8/1970	Jackoboice .

3,575,251	4/1971	Moore	180/30
4,058,173	11/1977	Carson	172/719
4,255,884	3/1981	Williams	37/117.5
4,574,502	3/1986	Blau	37/266
4,658,519	4/1987	Quenzi	37/23
4,718,587	1/1988	Roberts	224/328
4,731,942	3/1988	Eberle	37/272
4,833,799	5/1989	Harte et al.	37/231
4,873,775	10/1989	Richey	37/231
4,944,104	7/1990	Kowalczyk	37/231
5,048,207	9/1991	Verseef	37/281
5,063,695	11/1991	Briscoe et al.	37/141 R
5,088,215	2/1992	Ciula	37/197
5,207,010	5/1993	Grossman	37/231
5,251,390	10/1993	Wong	37/231
5,309,653	5/1994	Pease et al.	37/266
5,477,600	12/1995	Houle et al.	37/277

OTHER PUBLICATIONS

"Clear Your Drive the Easy Way". *Popular Mechanics*, Dec. 1971

Werts Corporation—Easy—Angle—High Lift (undated).

Primary Examiner—Sandra L. Morris

Attorney, Agent, or Firm—David V. Radack; Eckert Seamans Cherin & Mellott, LLC

[57] CLAIM

The ornamental design for a snow plow, as shown and described.

DESCRIPTION

FIG. 1 is a front perspective view of a snow plow showing our new design;

FIG. 2 is a back perspective view thereof;

FIG. 3 is a front elevational view thereof;

FIG. 4 is a back elevational view thereof;

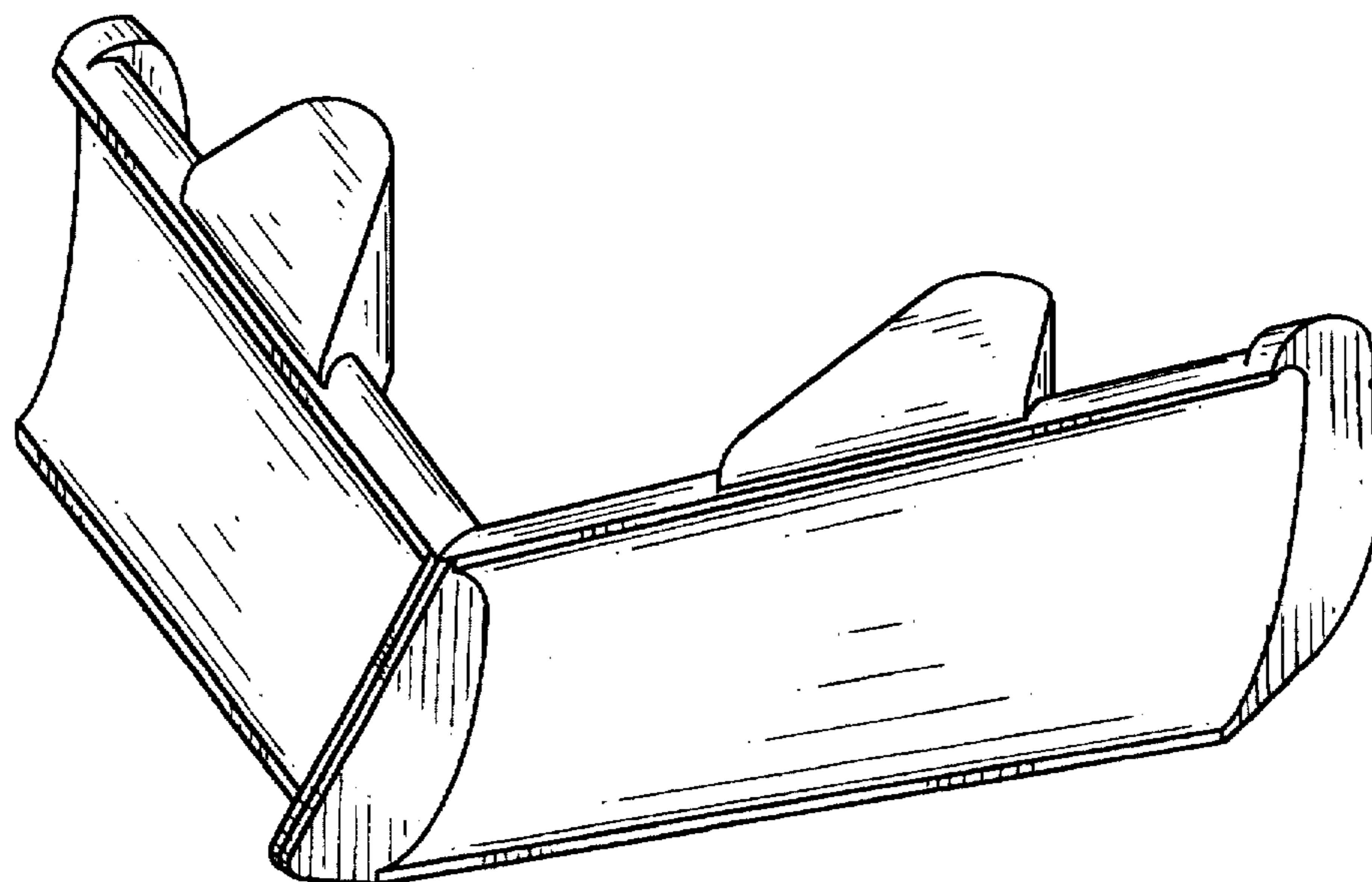
FIG. 5 is a top plan view thereof;

FIG. 6 is a bottom plan view thereof;

FIG. 7 is a left side elevational view thereof; and,

FIG. 8 is a right side elevational view thereof.

1 Claim, 5 Drawing Sheets



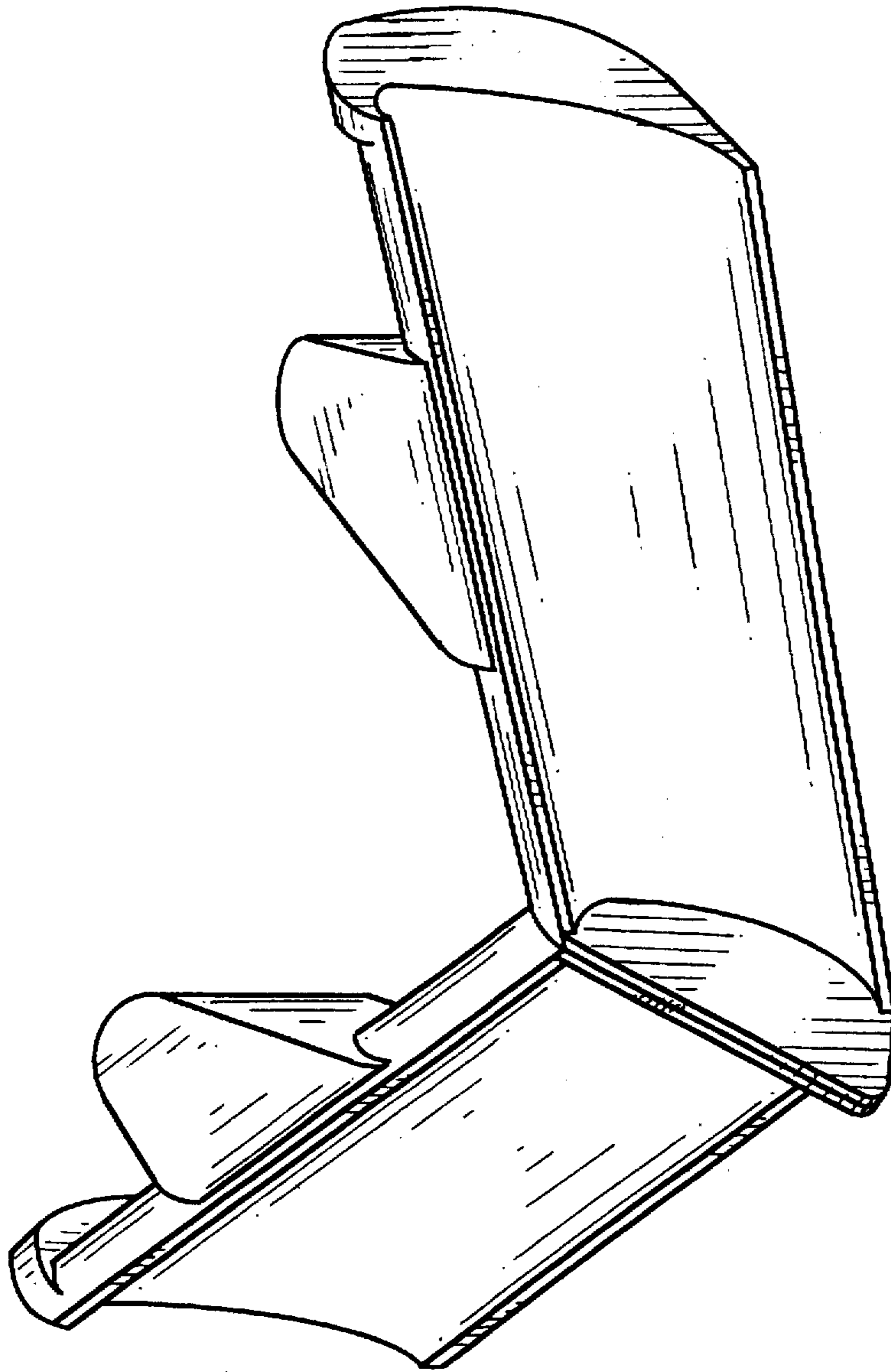


FIG. 1

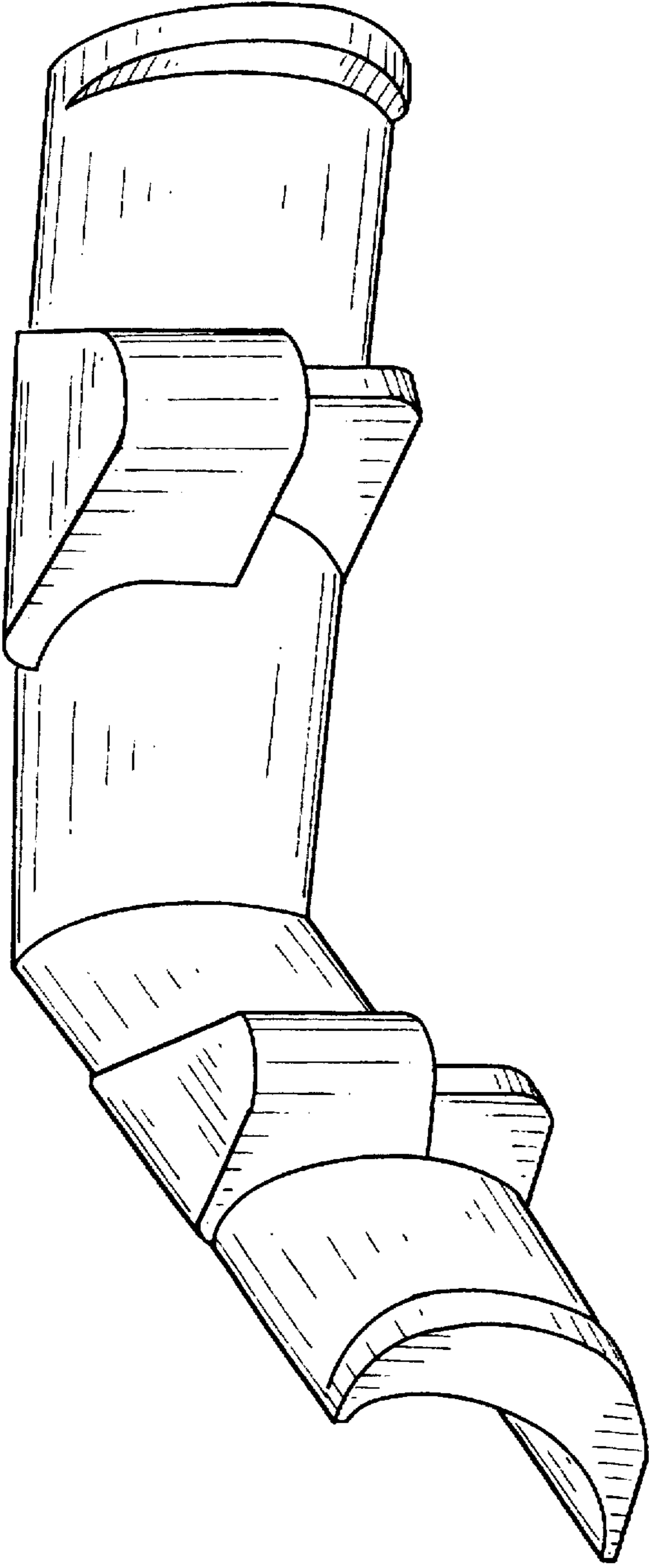


FIG. 2

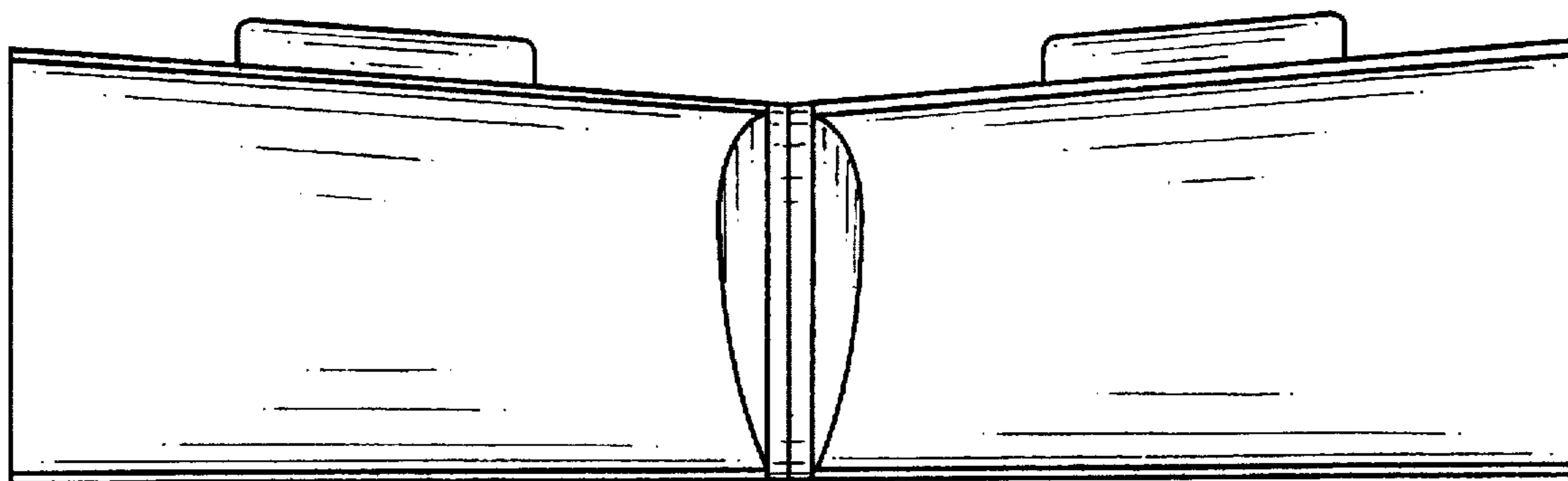


FIG. 3




FIG. 4

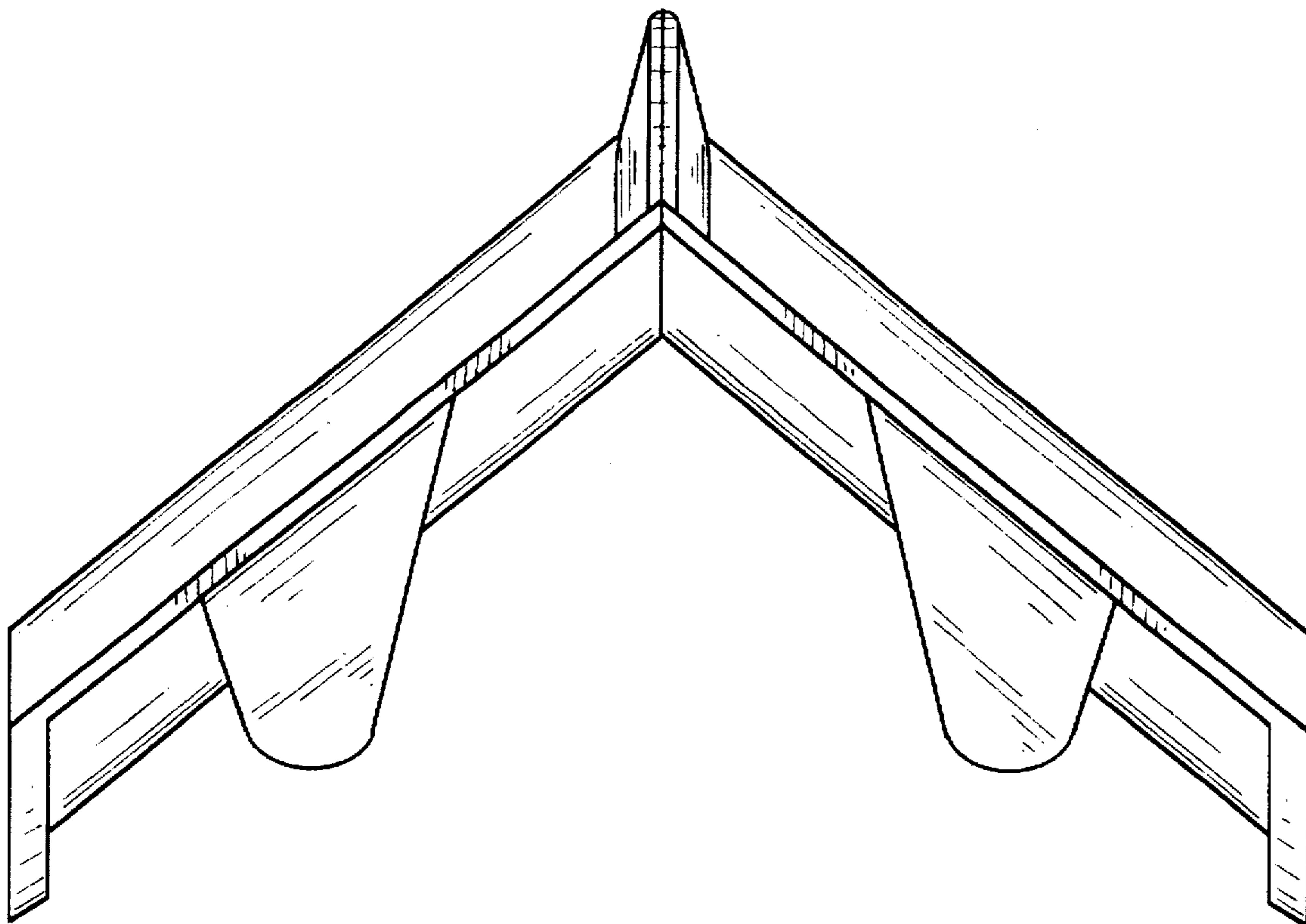


FIG. 5

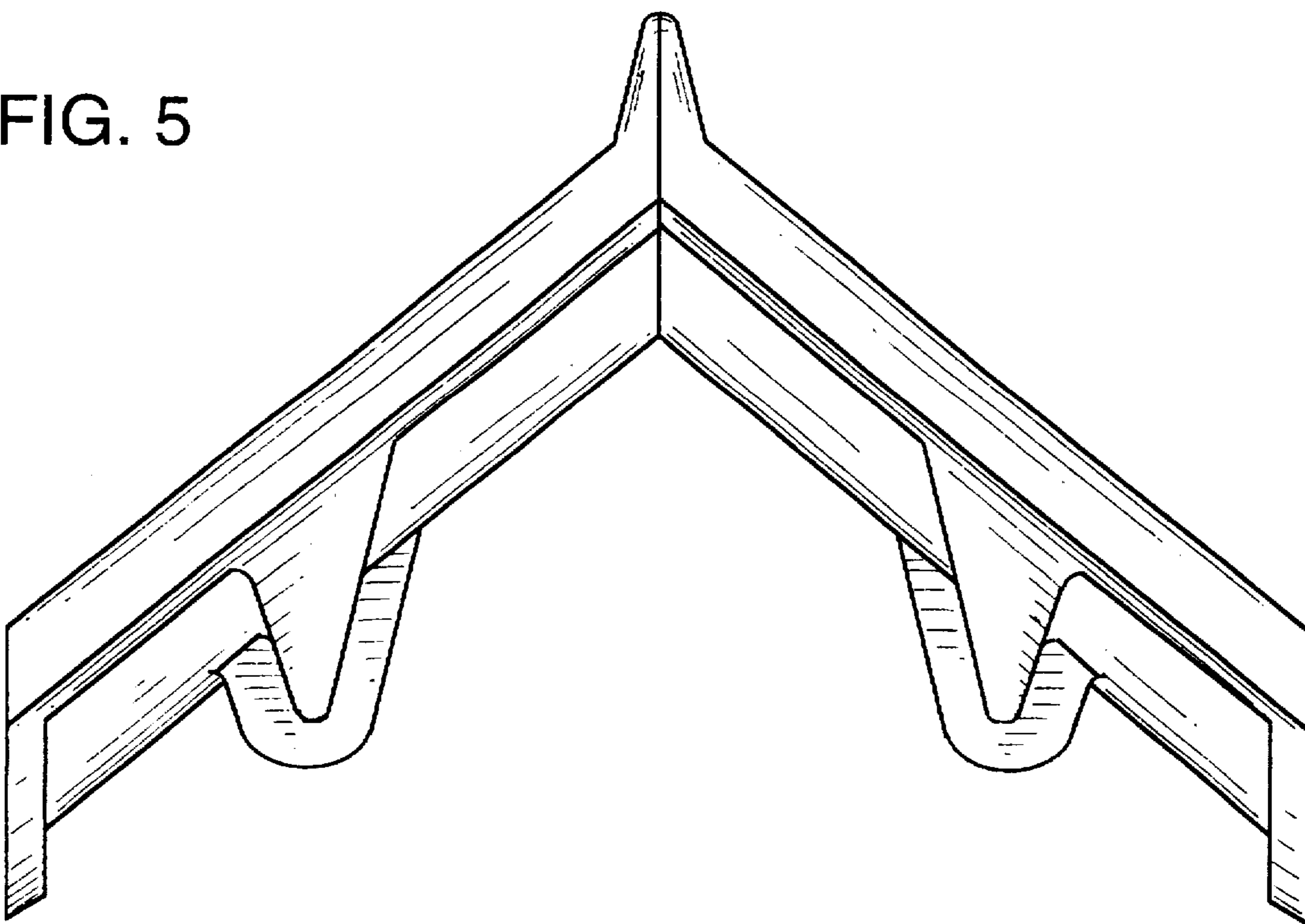


FIG. 6

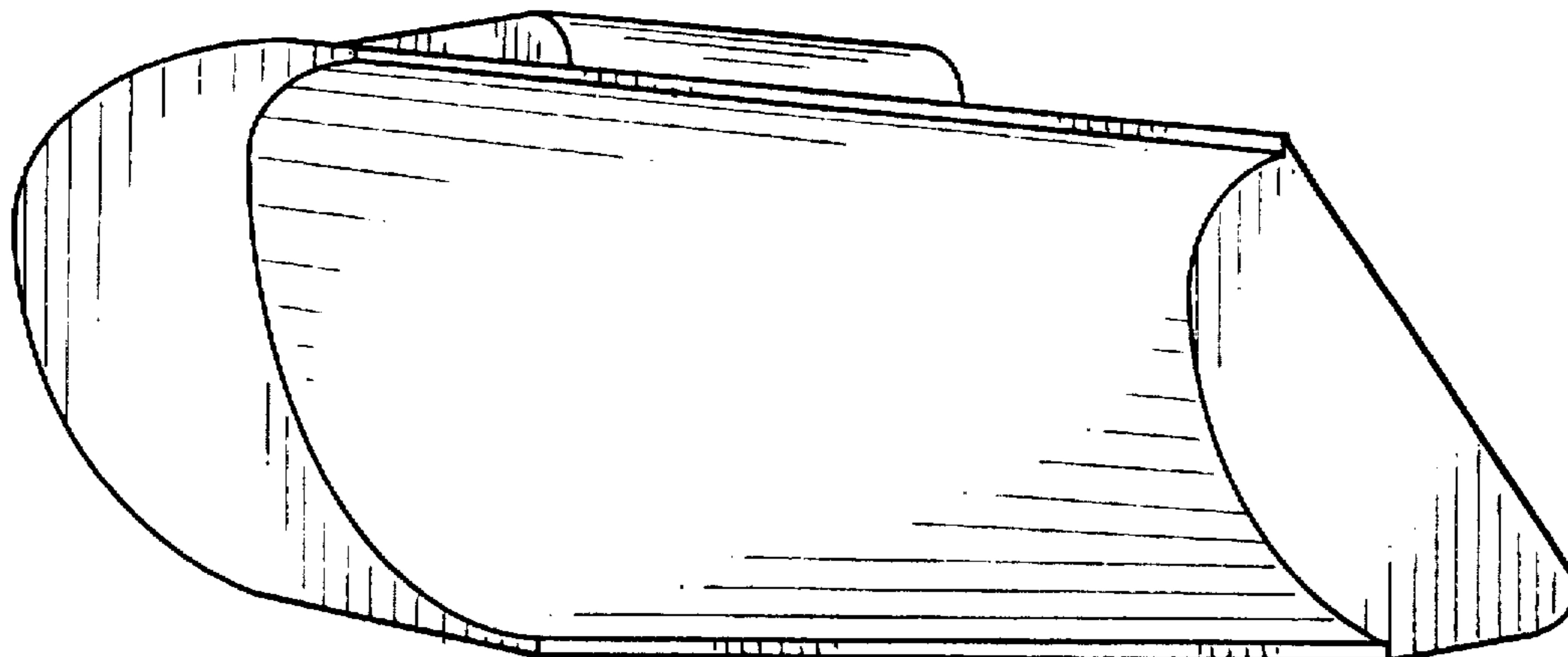


FIG. 7

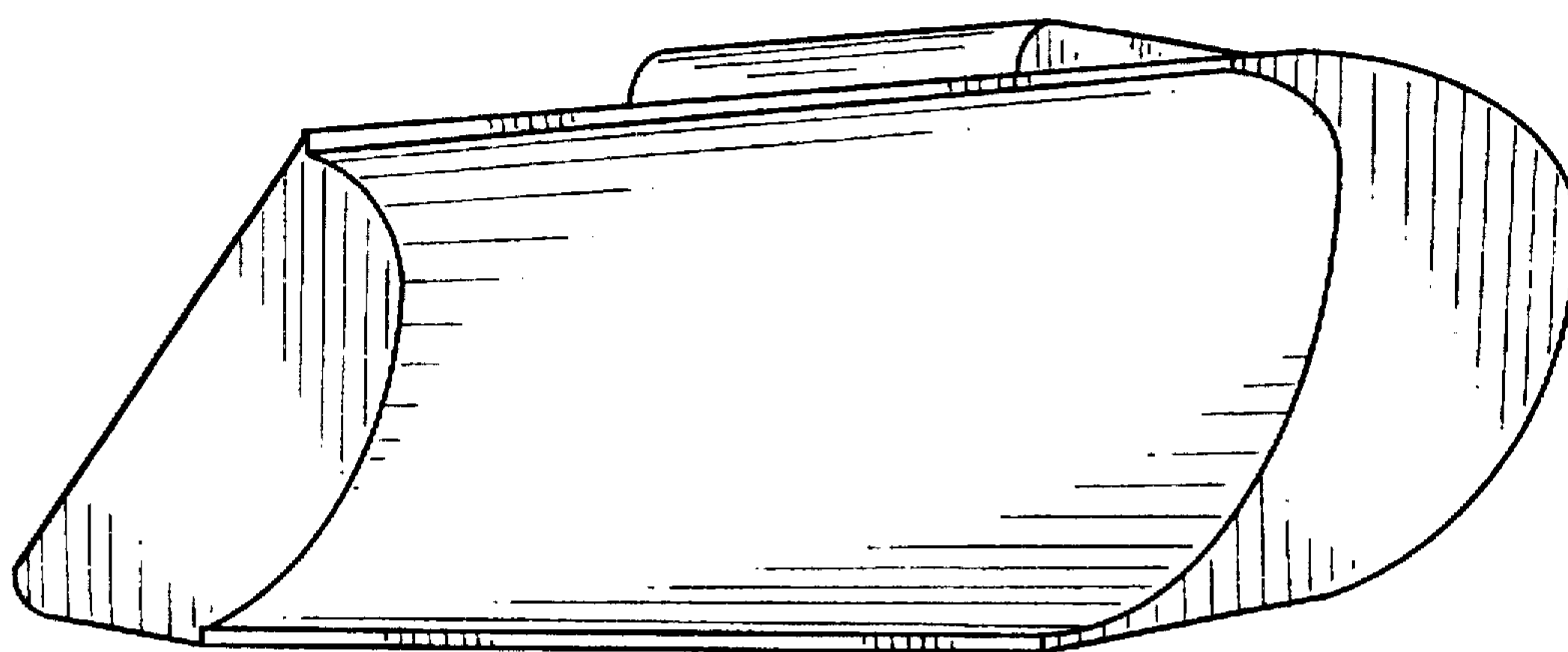


FIG. 8