



US00D396233S

United States Patent [19]

Renk et al.

[11] Patent Number: Des. 396,233

[45] Date of Patent: **Jul. 21, 1998

[54] **REMOTE CONTROL TRANSMITTER**

[75] Inventors: **Thomas Edward Renk**, Indianapolis;
Steven Barry Chesebro, Sheridan, both
of Ind.

[73] Assignee: **Thomson Consumer Electronics, Inc.**,
Indianapolis, Ind.

[**] Term: **14 Years**

[21] Appl. No.: **77,038**

[22] Filed: **Sep. 25, 1997**

[51] **LOC (6) Cl.** **14-03**

[52] **U.S. Cl.** **D14/218**

[58] **Field of Search** **D14/217-218,**
D14/299; D13/168; 348/734; 455/151.1,
151.2, 151.3, 151.4, 152.1, 352-355; 200/331

[56] **References Cited**

U.S. PATENT DOCUMENTS

D. 331,760	12/1992	Renk, Jr.	D14/218
D. 334,735	4/1993	Cameron et al.	D13/168
D. 342,070	12/1993	Takama	D14/218
D. 342,258	12/1993	Saito et al.	D14/218
D. 351,828	10/1994	Pucci et al.	D13/168
D. 356,570	3/1995	Shinohara et al.	D14/218
D. 356,794	3/1995	Althans	D14/218

D. 363,486	10/1995	Shinohara et al.	D14/218
D. 366,043	1/1996	Hara et al.	D14/218
D. 366,044	1/1996	Hara et al.	D14/218
D. 367,060	2/1996	Augaitis et al.	D14/218
D. 372,245	7/1996	Brooks	D14/218
D. 372,246	7/1996	Renk et al.	D14/218
D. 379,816	6/1997	Laituri et al.	D14/218
D. 380,473	7/1997	Otani	D14/218
D. 381,634	7/1997	Yanku	D14/218
D. 381,661	7/1997	Althans	D14/218

Primary Examiner—Ruth McInroy

Attorney, Agent, or Firm—Woodard, Emhardt, Naughton
Moriarty & McNett Patent and Trademark Attorneys

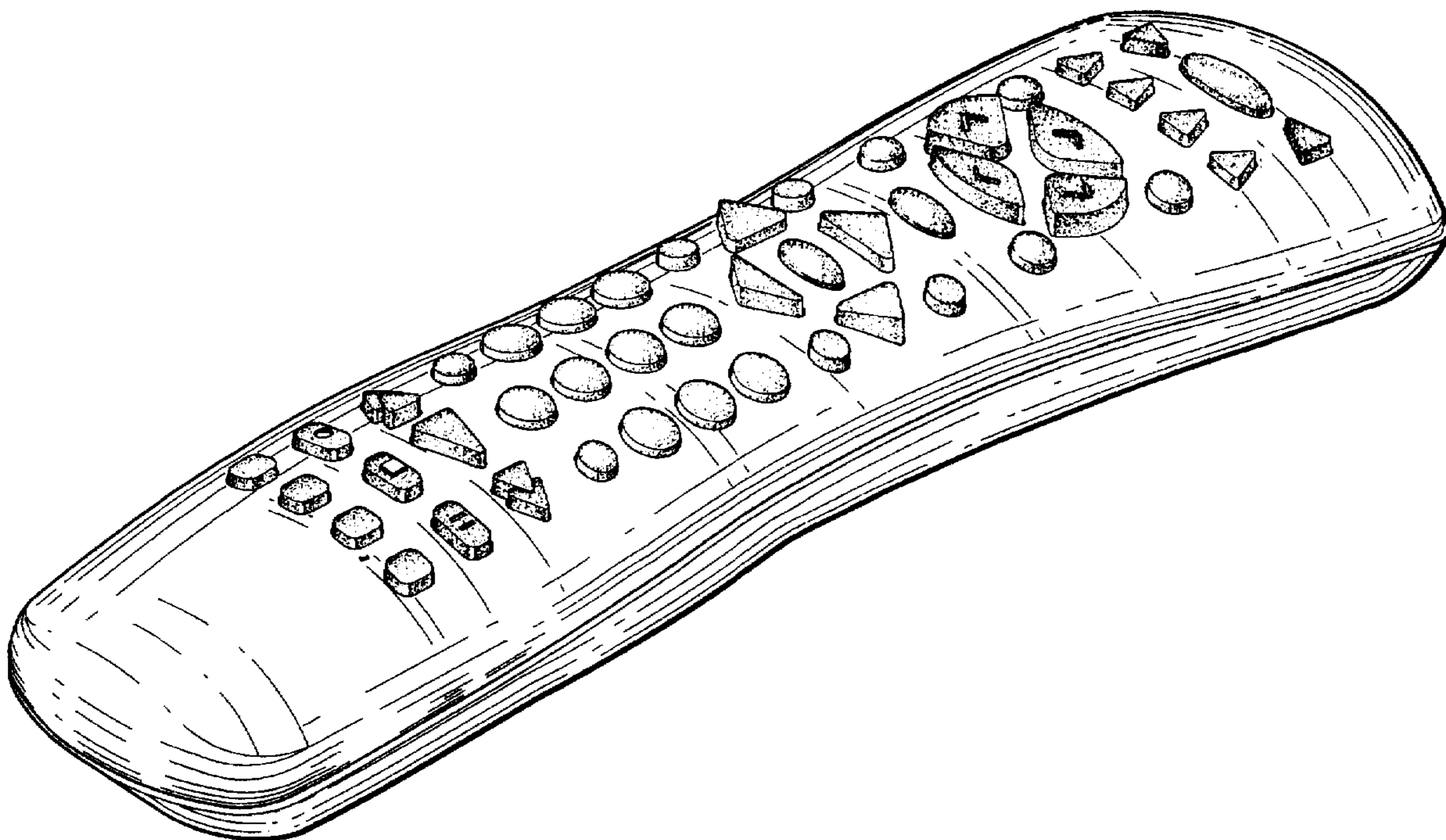
[57] **CLAIM**

The ornamental design for a remote control transmitter, as shown and described.

DESCRIPTION

FIG. 1 is a front elevational view of a remote control transmitter showing my new design;
FIG. 2 is a rear elevational view thereof;
FIG. 3 is a right side elevational view, the left side being a mirror image thereof;
FIG. 4 is a top elevational view thereof;
FIG. 5 is a bottom elevational view thereof; and,
FIG. 6 is a front, right side, and bottom perspective view thereof.

1 Claim, 4 Drawing Sheets



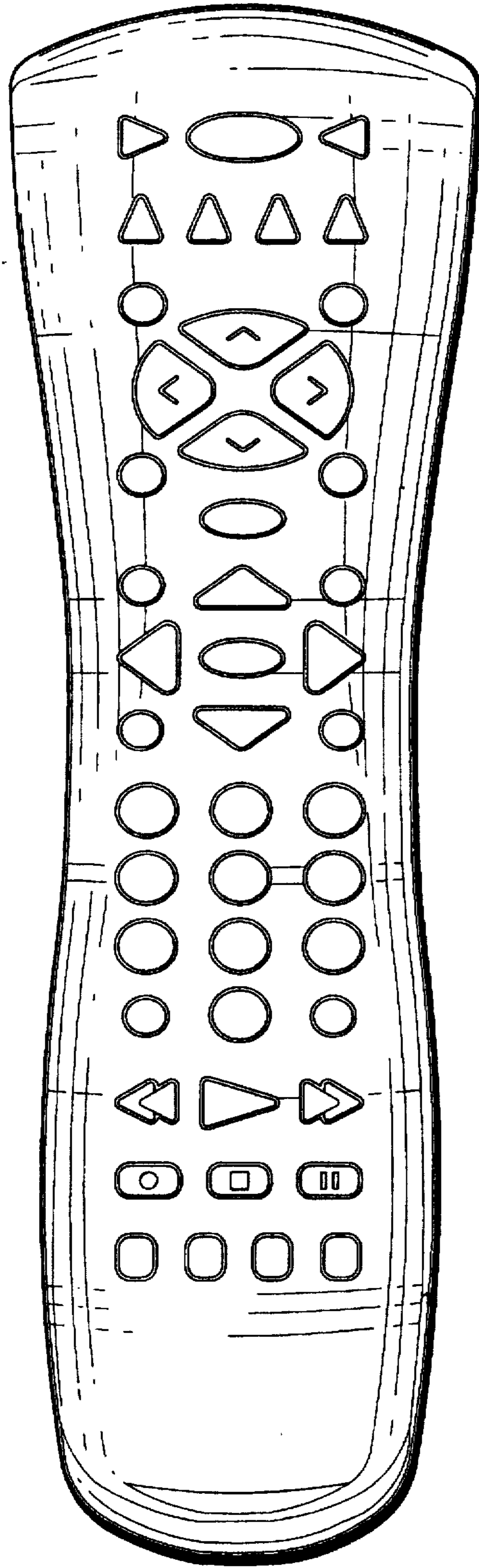


Fig. 1

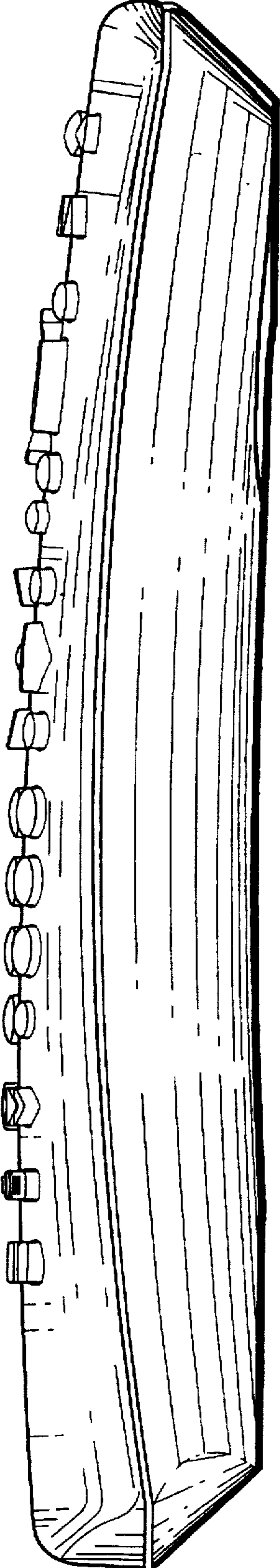


Fig. 3

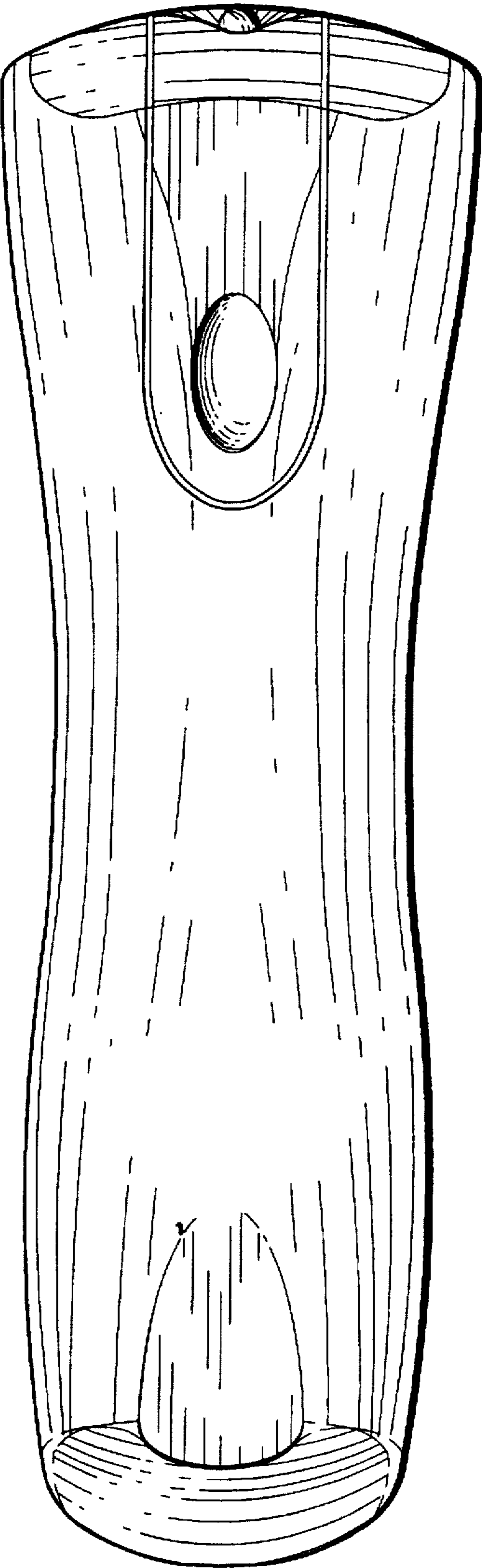


Fig. 2




Fig. 5

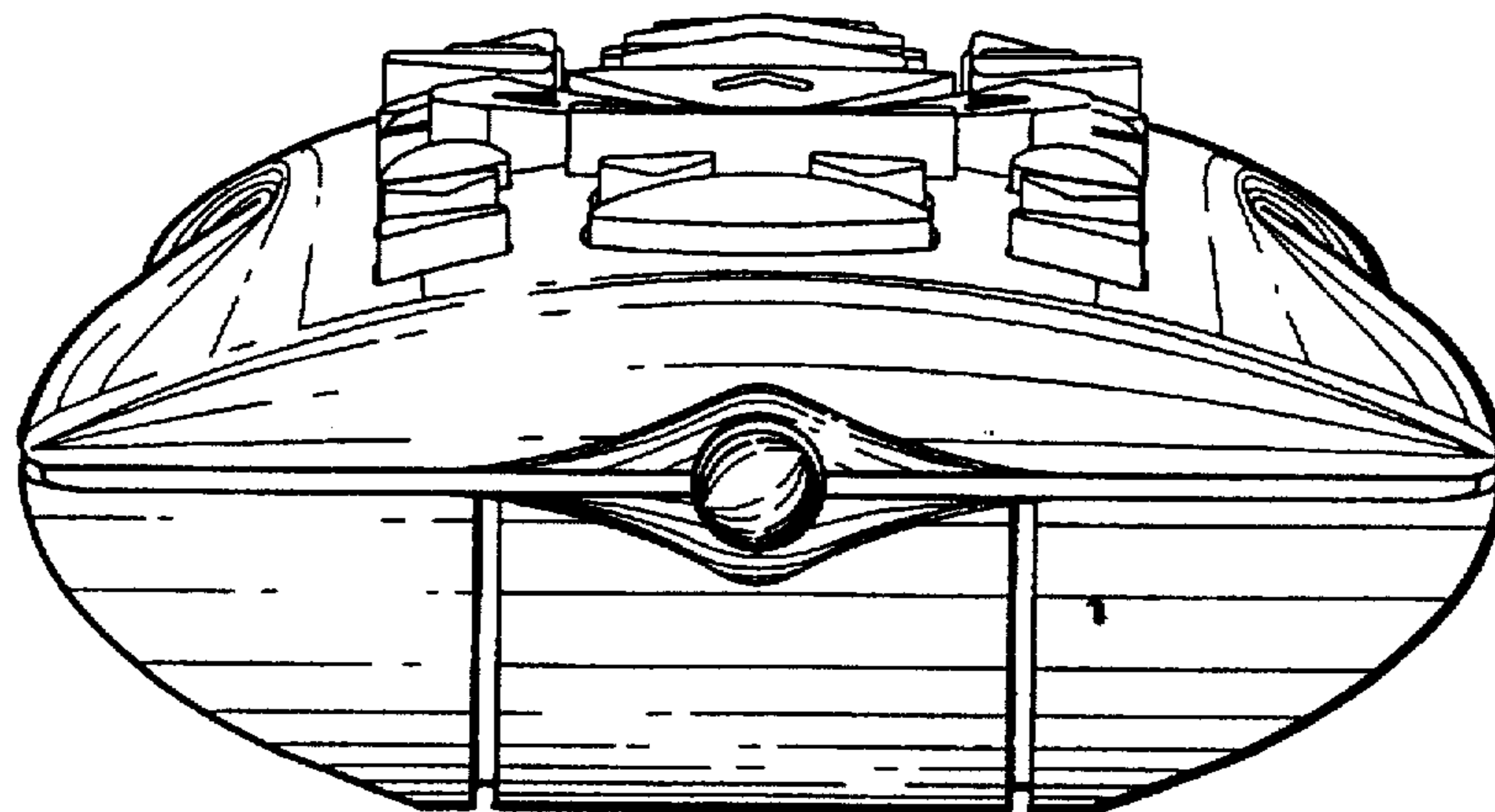


Fig. 4

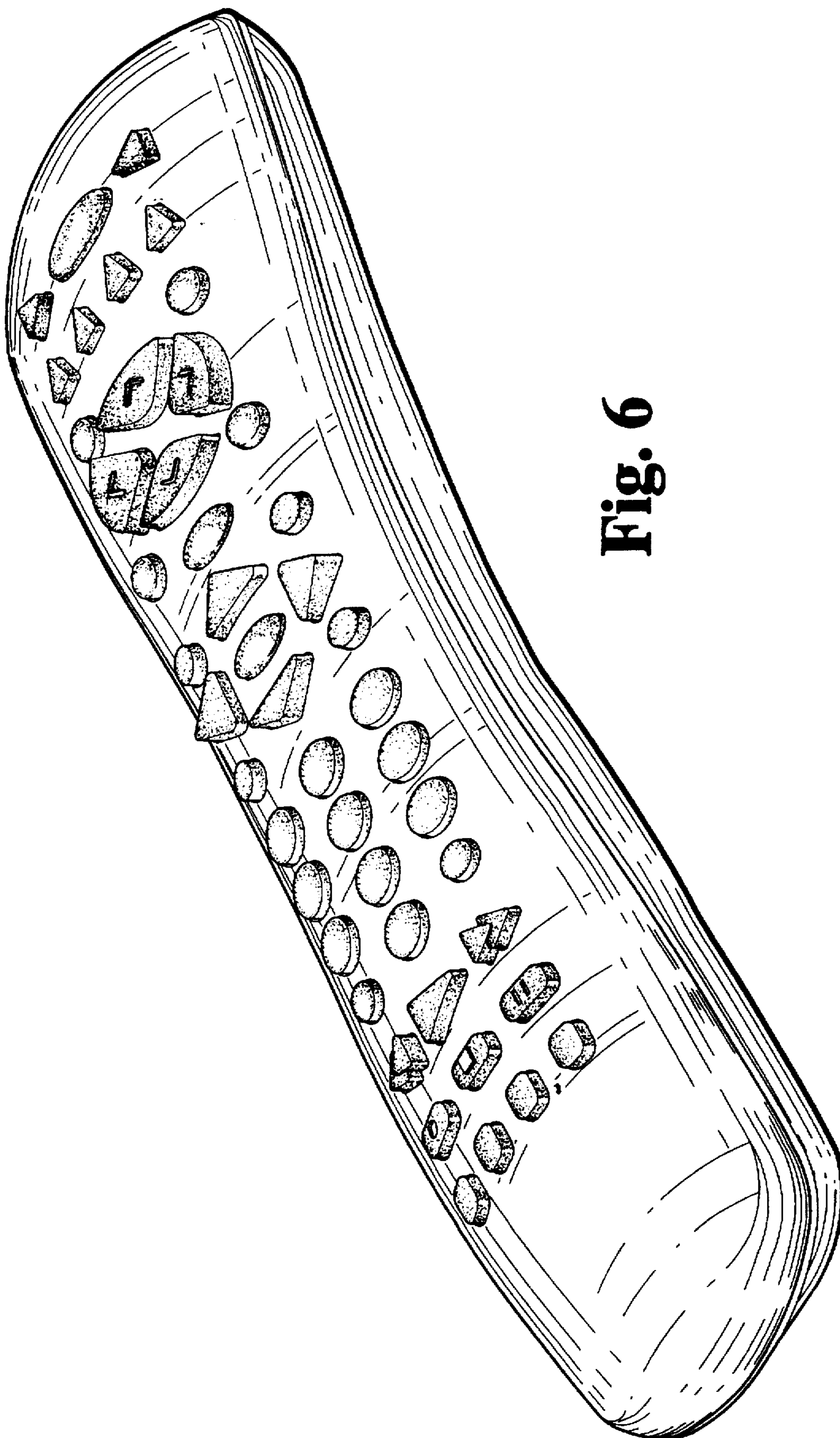


Fig. 6