



US00D396220S

United States Patent [19]
Lee

[11] **Patent Number:** **Des. 396,220**
[45] **Date of Patent:** ****Jul. 21, 1998**

[54] **PORTABLE COMPUTER**

D. 380,459 7/1997 Tanimura et al. D14/106

[75] **Inventor:** **Cheol-Ho Lee**, Incheon, Rep. of Korea

Primary Examiner—Freda Nunn
Attorney, Agent, or Firm—Pennie & Edmonds LLP

[73] **Assignee:** **Daewoo Telecom Ltd.**, Rep. of Korea

[**] **Term:** **14 Years**

[57] **CLAIM**

[21] **Appl. No.:** **74,439**

The ornamental design for a portable computer, as shown and described.

[22] **Filed:** **Aug. 4, 1997**

DESCRIPTION

[30] **Foreign Application Priority Data**

Feb. 21, 1997 [KR] Rep. of Korea 97-2817

FIG. 1 is a perspective view of a portable computer showing my new design;

[51] **LOC (6) Cl.** **14-02**

FIG. 2 is a top plan view thereof;

[52] **U.S. Cl.** **D14/106**

FIG. 3 is a bottom plan view thereof;

[58] **Field of Search** D14/100, 101,
D14/106, 113, 115; D18/1, 2, 7; 235/145 A,
145 R; 341/22, 23; 345/104, 156, 168,
173; 361/680-686; 364/708.1; 400/486,
489

FIG. 4 is a front elevational view thereof;

FIG. 5 is a rear elevational view thereof;

FIG. 6 is a right side elevational view thereof;

FIG. 7 is a left side elevational view thereof; and,

FIG. 8 is a perspective view thereof with the monitor in the opened state.

[56] **References Cited**

U.S. PATENT DOCUMENTS

D. 359,033 6/1995 Lee D14/106

1 Claim, 5 Drawing Sheets

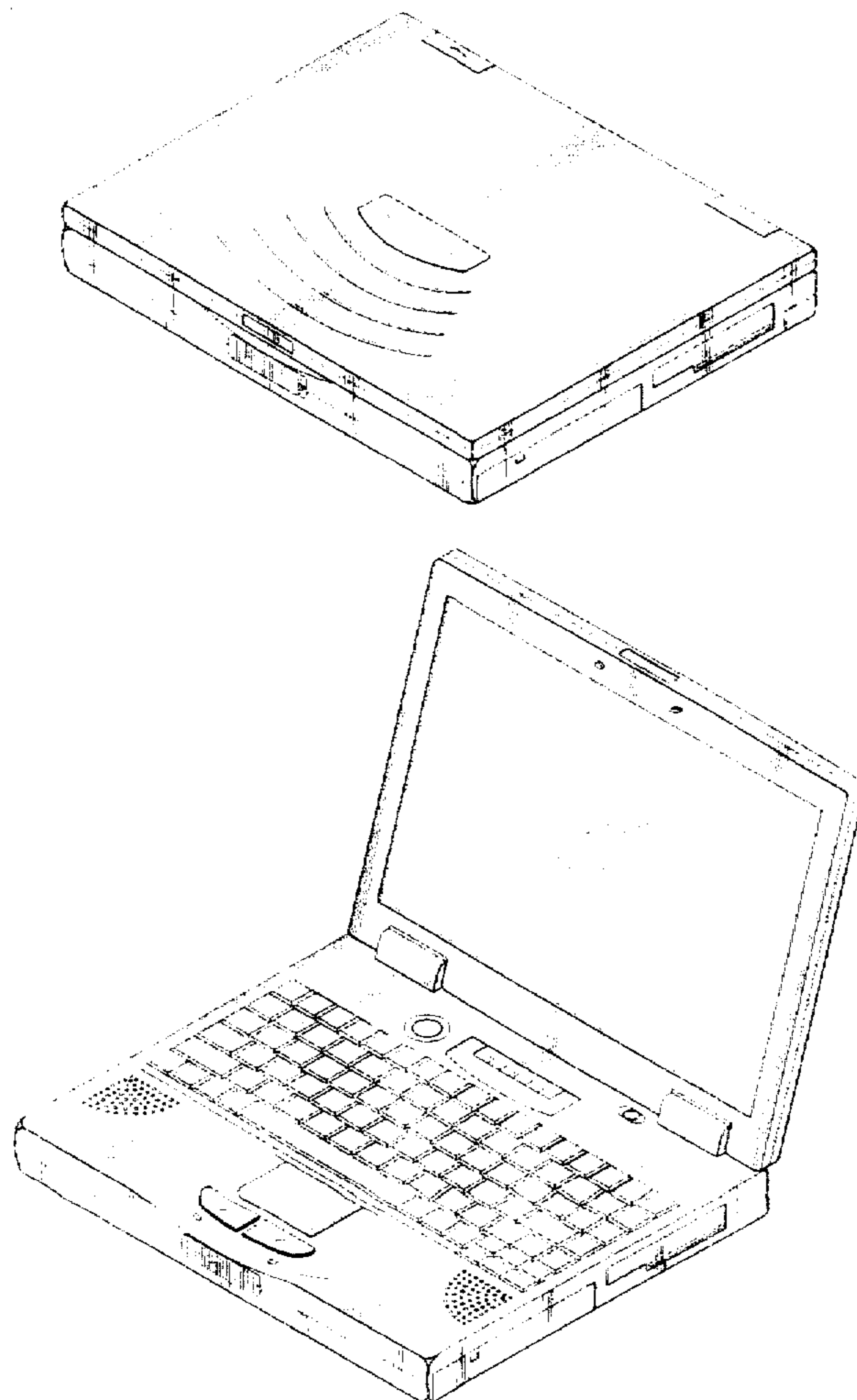


FIG. 1

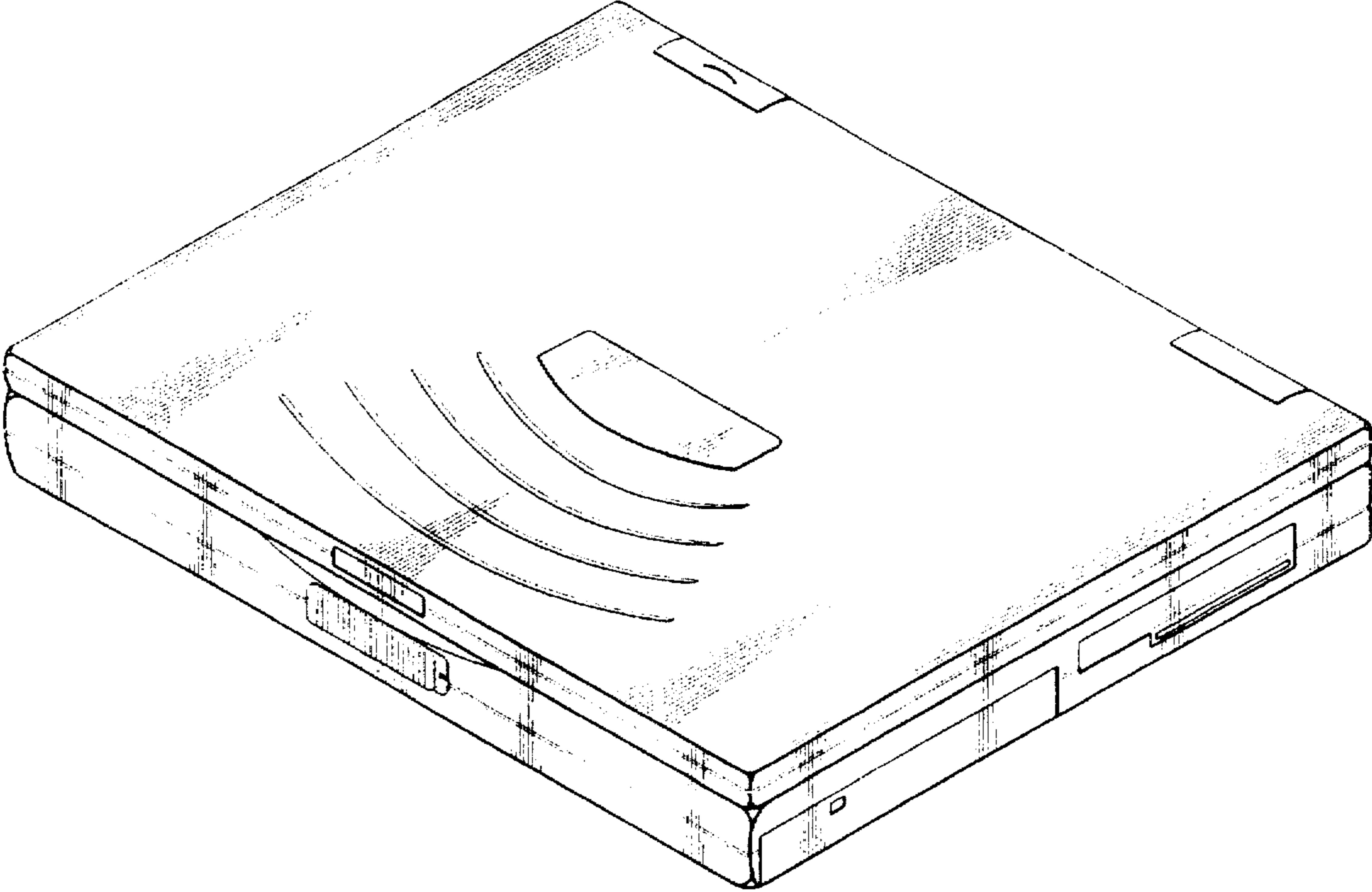


FIG. 2

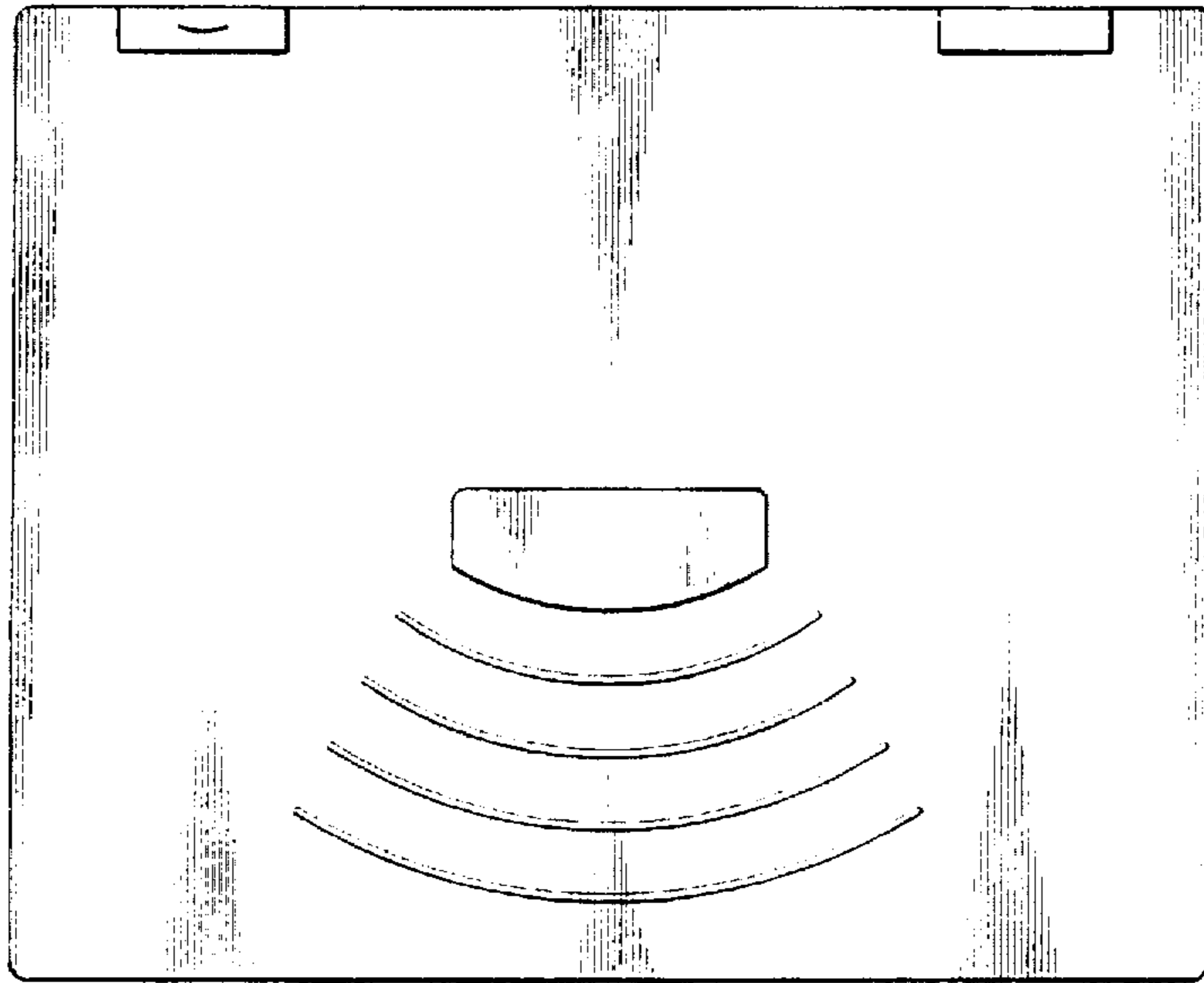


FIG. 3




FIG. 4




FIG. 5




FIG. 6

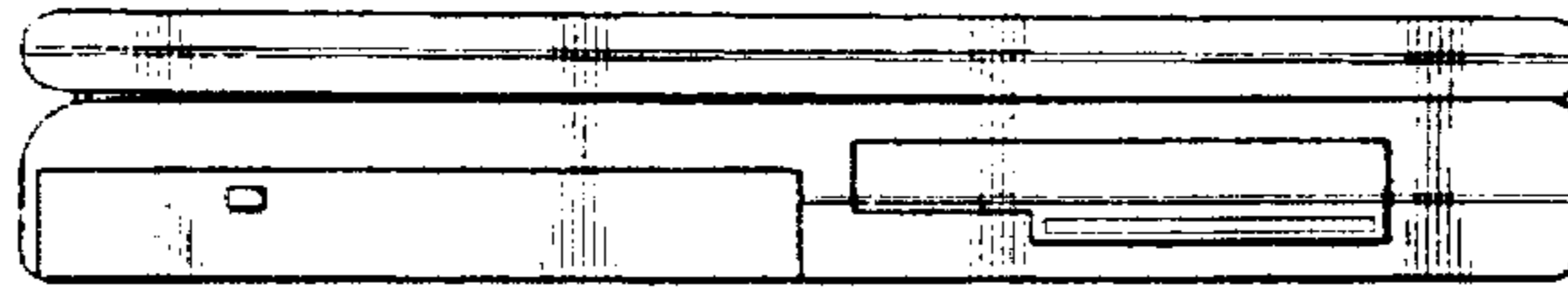


FIG. 7

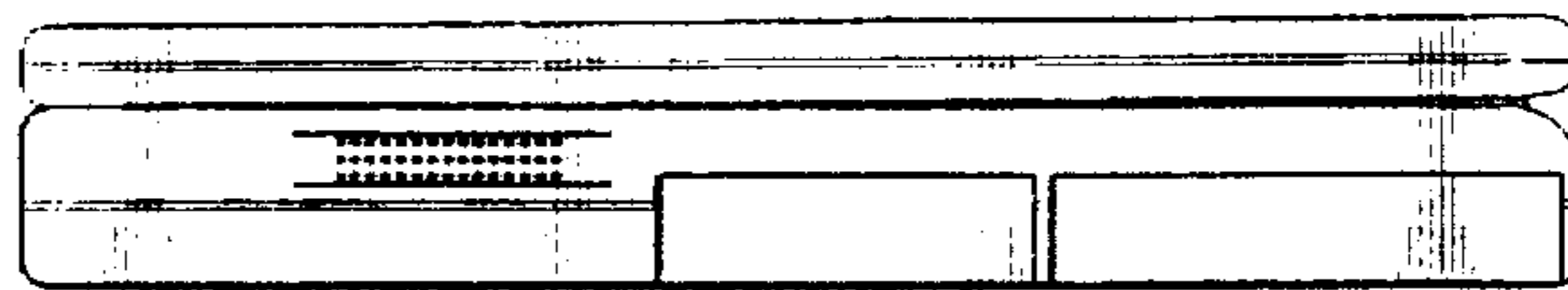


FIG. 8

