



US00D396204S

# United States Patent [19]

Kishi et al.

[11] Patent Number: **Des. 396,204**

[45] Date of Patent: **\*\*Jul. 21, 1998**

[54] **MOTORCYCLE**

D. 344,046 2/1994 Kilogawa et al. .... D12/110  
D. 375,281 11/1996 Kitogawa et al. .... D12/110

[75] Inventors: **Toshiaki Kishi; Yutaka Kawasaki,**  
both of Saitama, Japan

*Primary Examiner*—Melody N. Brown  
*Attorney, Agent, or Firm*—Birch, Stewart, Kolasch & Birch,  
LLP

[73] Assignee: **Honda Giken Kogyo Kabushiki**  
**Kaisha, Tokyo, Japan**

[\*\*] Term: **14 Years**

[57] **CLAIM**

[21] Appl. No.: **69,893**

The ornamental design for a motorcycle, as shown and described.

[22] Filed: **Apr. 2, 1997**

**DESCRIPTION**

[30] **Foreign Application Priority Data**

Oct. 7, 1996 [JP] Japan ..... 8-30047

FIG. 1 is a front right side perspective view of a motorcycle showing our new design;

[51] **LOC (6) Cl.** ..... **12-11**

FIG. 2 is a front left side perspective view thereof;

[52] **U.S. Cl.** ..... **D12/110**

FIG. 3 is a rear right side perspective view thereof;

[58] **Field of Search** ..... **D12/110; 180/219**

FIG. 4 is a rear left side perspective view thereof;

FIG. 5 is a front elevational view;

FIG. 6 is a rear elevational view thereof;

FIG. 7 is a right side elevational view thereof;

FIG. 8 is a left side elevational view thereof;

FIG. 9 is a top plan view thereof; and,


FIG. 10 is a bottom plan view thereof.

[56] **References Cited**

**U.S. PATENT DOCUMENTS**

D. 297,721 9/1988 Kaneko et al. .... D12/110  
D. 299,710 2/1989 Jwakura et al. .... D12/110  
D. 339,087 9/1993 Gibbons et al. .... D12/110

**1 Claim, 5 Drawing Sheets**






FIG. 1




FIG. 2






FIG. 3




FIG. 4




FIG. 5




FIG. 6







FIG. 7

FIG. 8






FIG. 9




FIG. 10