



US00D396184S

United States Patent [19]

Adams et al.

[11] Patent Number: Des. 396,184

[45] Date of Patent: **Jul. 21, 1998

[54] **SPRING CLIP**

[75] Inventors: **William E. Adams; Chinmoy Raval.**
both of Portersville, Pa.

[73] Assignee: **Adams Mfg. Corp.,** Portersville, Pa.

[**] Term: **14 Years**

[21] Appl. No.: **72,391**

[22] Filed: **Jun. 16, 1997**

[51] LOC (6) Cl. **08-08**

[52] U.S. Cl. **D8/395; D6/316; D6/323;**
D8/367; D19/86; D21/188

[58] Field of Search **D8/395, 367; D21/188;**
D11/158; D6/316, 323; D19/65, 86; 248/206.5;
24/500, 502

[56] **References Cited**

U.S. PATENT DOCUMENTS

- D. 81,192 5/1930 Howell .
- D. 91,984 4/1934 Colby .
- D. 150,374 7/1948 Schmidt D21/1
- D. 180,728 8/1957 Elenowitz D19/65
- D. 181,003 9/1957 Greco D8/395

- D. 195,521 6/1963 Doe D21/188
- D. 306,876 3/1990 Greenhut D19/65
- D. 325,131 4/1992 Fujiwara D6/316
- D. 330,509 10/1992 Belknap 58/382
- D. 343,166 1/1994 Nanji D13/183
- D. 350,943 9/1994 Adams et al. D13/183
- D. 360,573 7/1995 Adams D8/367
- D. 368,016 3/1996 McDowell et al. D8/367
- D. 368,017 3/1996 McDowell et al. D8/367
- D. 368,018 3/1996 McDowell et al. D8/367

Primary Examiner—B. J. Bullock

Attorney, Agent, or Firm—Buchanan Ingersoll, P.C.

[57] **CLAIM**

The ornamental design for a spring clip, as shown and described.

DESCRIPTION

FIG. 1 is a left side view of my design for a spring clip, the right side being a mirror image thereof;
 FIG. 2 is a rear view thereof;
 FIG. 3 is a front view thereof;
 FIG. 4 is a top plan view thereof;
 FIG. 5 is a bottom view thereof; and,
 FIG. 6 is a perspective view thereof.

1 Claim, 1 Drawing Sheet

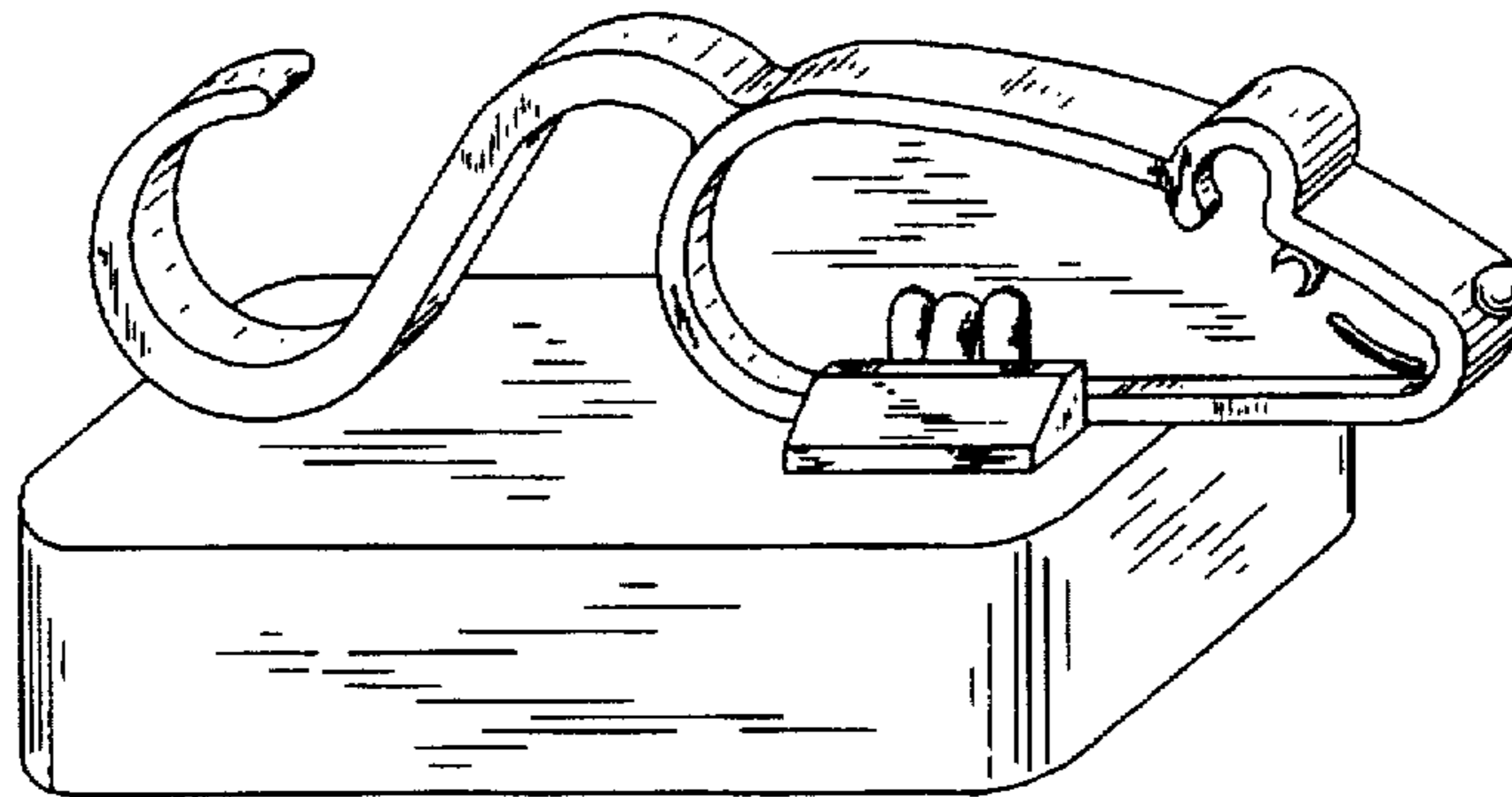


Fig.1.

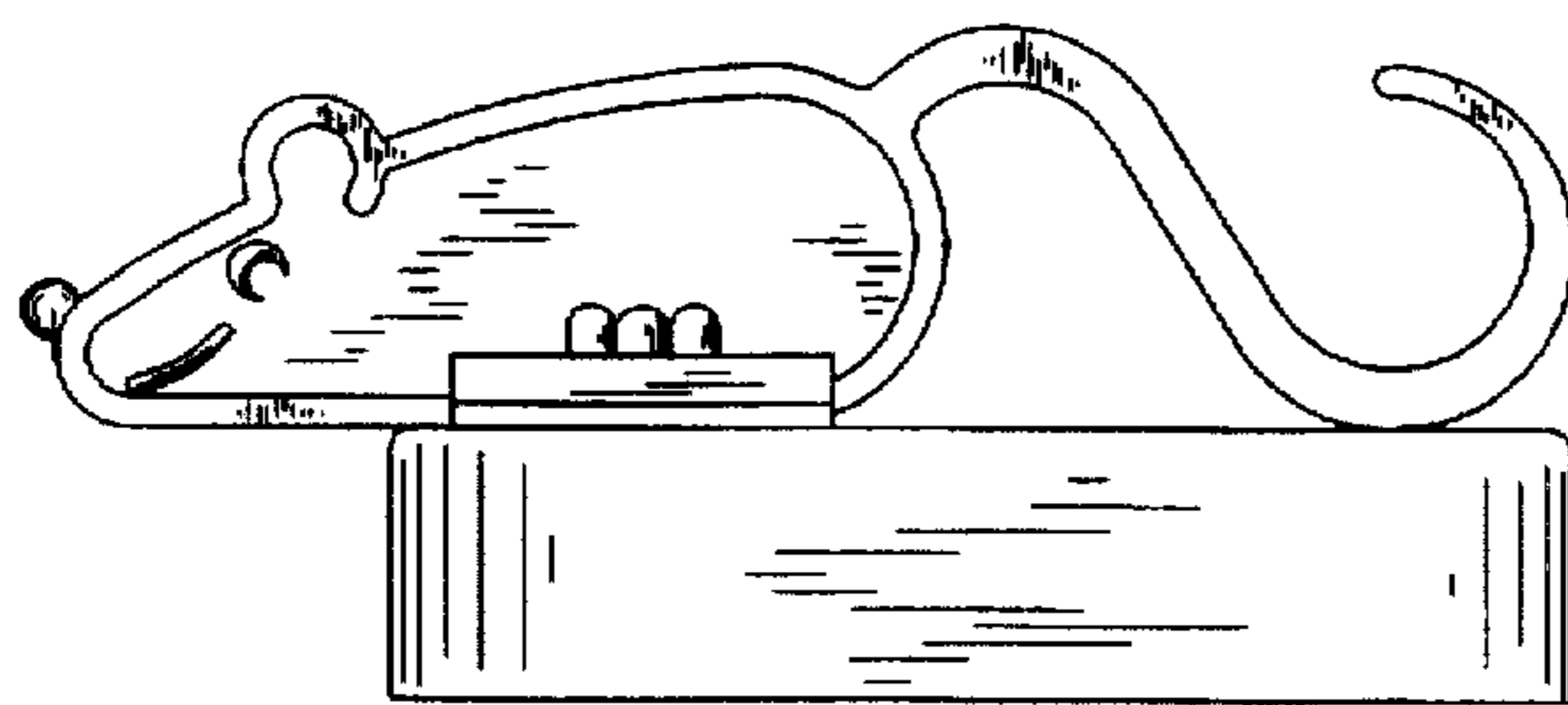


Fig.2.




Fig.3.

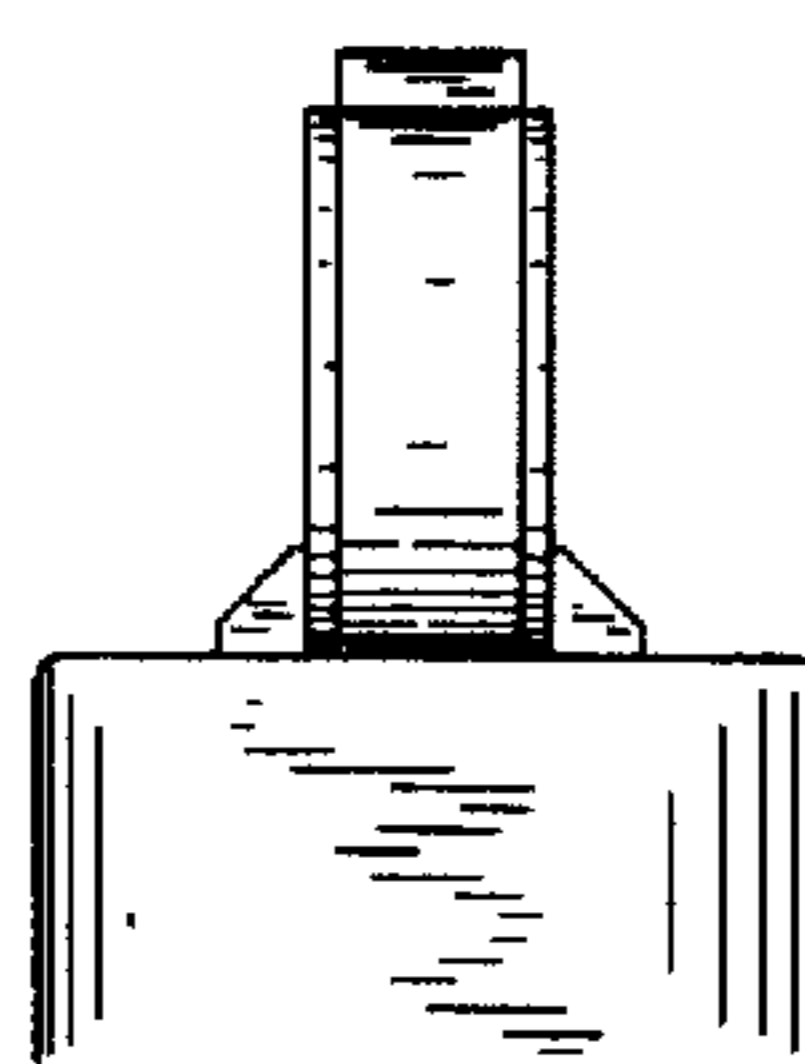


Fig.4.

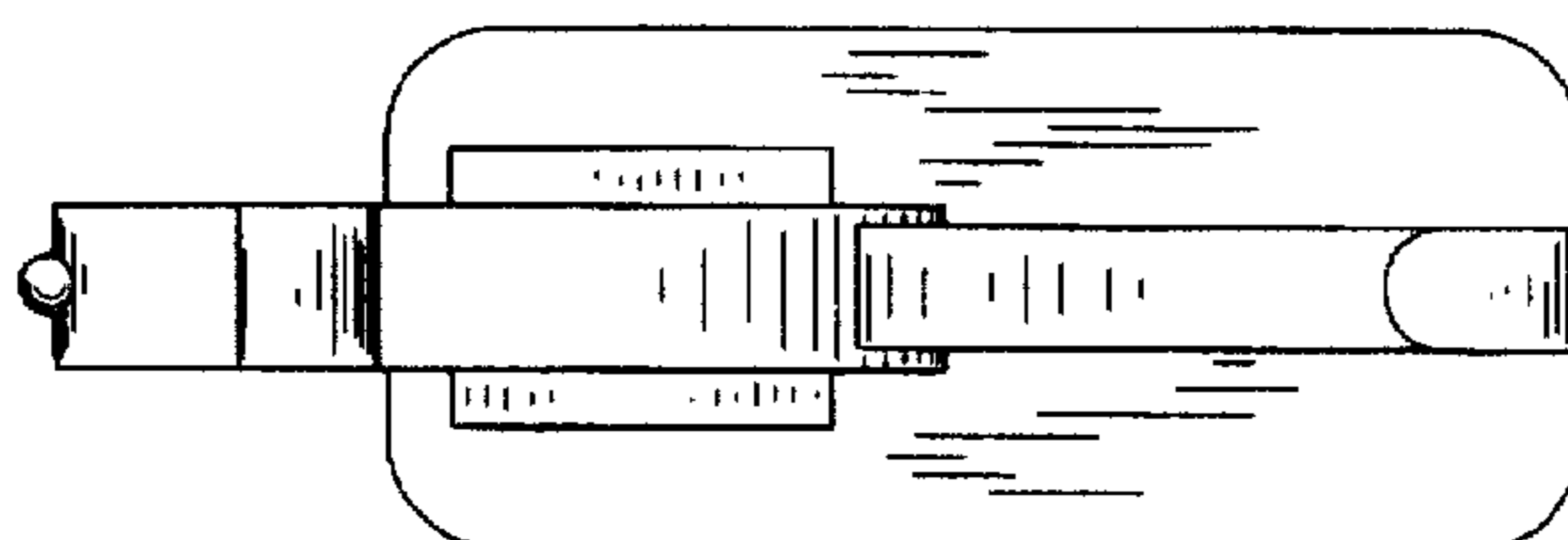


Fig.5.

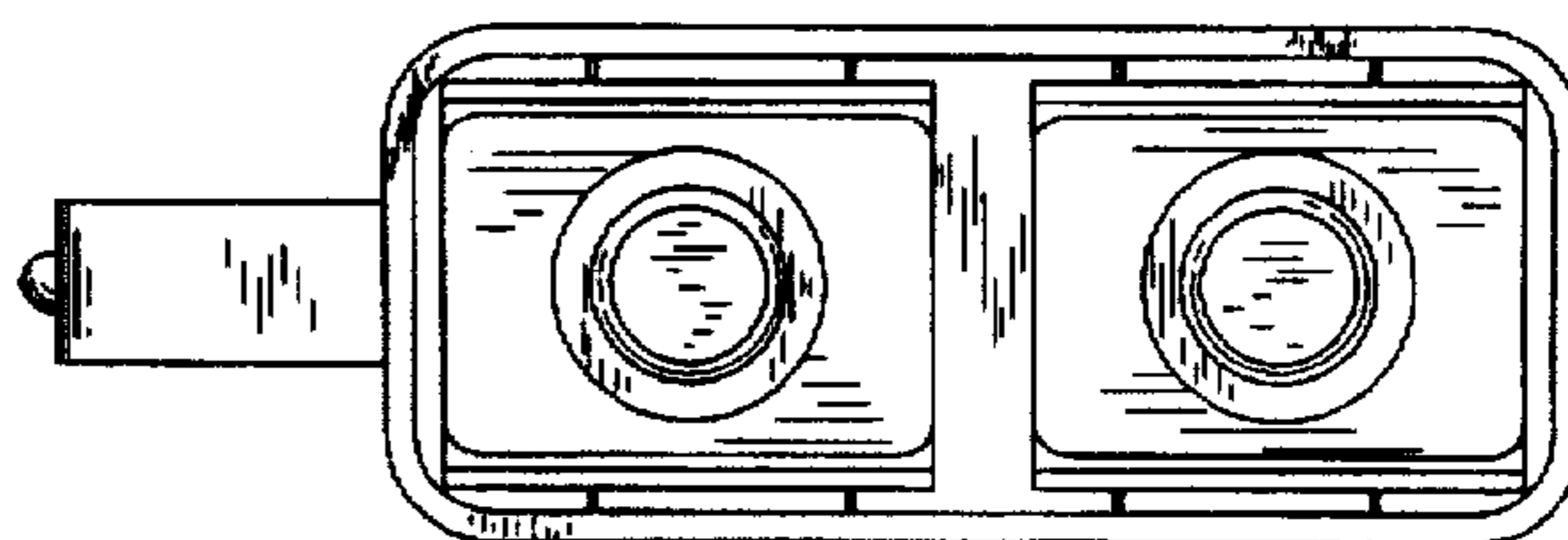


Fig.6.

