



US00D396181S

United States Patent [19]
Chang

[11] **Patent Number:** **Des. 396,181**
[45] **Date of Patent:** ****Jul. 21, 1998**

[54] **COVER FOR ELECTRICAL OUTLETS**

[76] **Inventor:** **Yuan-Feng Chang**, No. 34,
Chung-Cheng Rd., Chu-Chi Tsuen,
Chu-Chi Hsiang, Chiayi Hsien, Taiwan

[**] **Term:** **14 Years**

[21] **Appl. No.:** **67,970**

[22] **Filed:** **Apr. 16, 1997**

[51] **LOC (6) Cl.** **11-05**

[52] **U.S. Cl.** **D8/350**

[58] **Field of Search** **D8/350; D13/177;**
220/241; 174/66

[56] **References Cited**

U.S. PATENT DOCUMENTS

- D. 38,940 12/1907 Schoonmaker .
- D. 201,364 6/1965 Du Bois .
- D. 244,831 6/1977 Grieb D8/350
- D. 277,933 3/1985 Valli D8/350

OTHER PUBLICATIONS

H. Pfanstiel Hardware Cat.; p. 41; Provincial Switchplate,
1968-1969 Ed.
Florenta Catalog; p. 3; Spanish Beauty Switchplate ©1966.
House Beautiful; p. 51; Switchplate (upper right corner) Apr.
1962.

Primary Examiner—B. J. Bullock

Attorney, Agent, or Firm—Leydig, Voit & Mayer, Ltd.

[57] **CLAIM**

The ornamental design for a cover for electrical outlets, as shown and described.

DESCRIPTION

FIG. 1 is a perspective view of a cover for electrical outlets showing my new design;

FIG. 2 is a front elevational view thereof;

FIG. 3 is a rear elevational view thereof;


FIG. 4 is a left side elevational view thereof;

FIG. 5 is a right side elevational view thereof;

FIG. 6 is a top plan view thereof; and,

FIG. 7 is a bottom plan view thereof.

1 Claim, 4 Drawing Sheets






FIG. 1

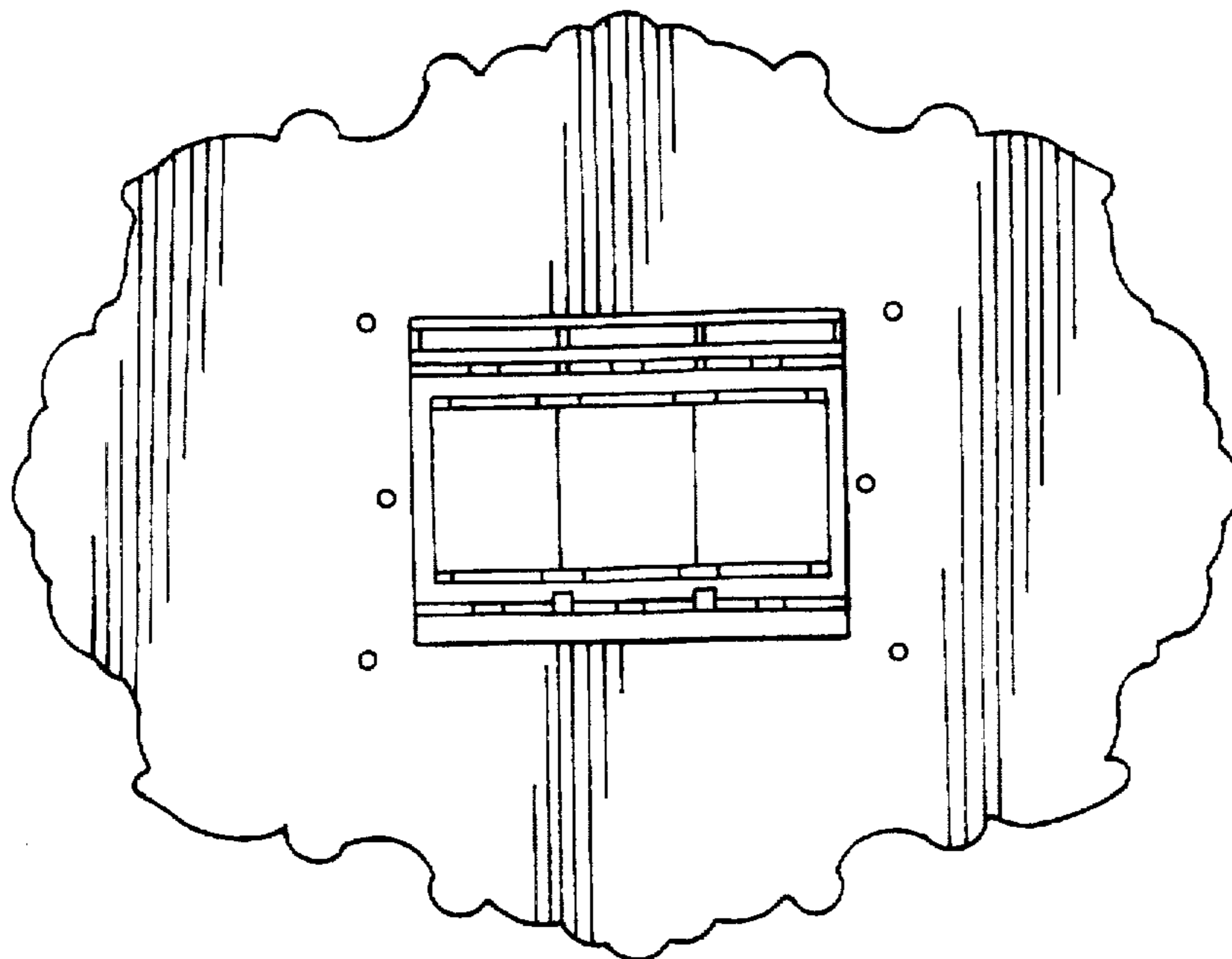


FIG. 3




FIG. 2



FIG. 5



FIG. 4



FIG. 7

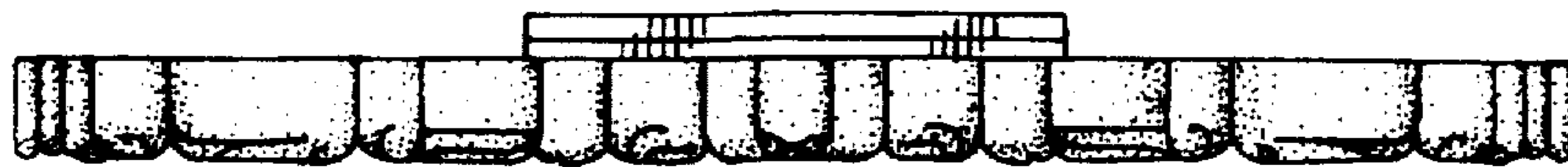


FIG. 6