



US00D396179S

United States Patent [19]

Burns et al.

[11] Patent Number: **Des. 396,179**

[45] Date of Patent: ****Jul. 21, 1998**

[54] **KNOB**

D. 368,638 4/1996 Sonnenleiter D8/310
D. 368,640 4/1996 Sonnenleiter D8/310

[75] Inventors: **Cari L. Burns, Wheaton, Ill.; Robert Andrew Chieda, Akron, Ohio**

OTHER PUBLICATIONS

[73] Assignee: **Newell Operating Company, Freeport, Ill.**

Belwith Cat. No 687; p. 17; Knob p. 411, ©1987.
Belwith Cat. No. 687; p. 10; Knob p. 205, ©1987.

[**] Term: **14 Years**

Primary Examiner—B. J. Bullock
Attorney, Agent, or Firm—Foley & Lardner

[21] Appl. No.: **53,758**

[57] CLAIM

[22] Filed: **Apr. 30, 1996**

The ornamental design for a knob, as shown and described.

(Under 37 CFR 1.47)

DESCRIPTION

[51] **LOC (6) Cl.** **08-06**

FIG. 1 is a perspective view of a knob showing our new design;

[52] **U.S. Cl.** **D8/310**

FIG. 2 is a left side view thereof, the right side view being a mirror image of the left side view shown;

[58] **Field of Search** D8/300, 307, 310-312;
16/110 R, 111 R, 121

FIG. 3 is a front view thereof;

FIG. 4 is a rear view thereof; and,

[56] References Cited


U.S. PATENT DOCUMENTS

D. 221,052 7/1971 McCain D8/310
D. 248,445 7/1978 Palm, Jr. D8/310
D. 326,219 5/1992 Clayton D8/310
D. 361,492 8/1995 Chieda D8/310

FIG. 5 is a sectional view taken in the direction of the arrows on line 5—5 of FIG. 4.

The broken line illustration of the mounting aperture shown in FIG. 4 is for illustrative purposes only and forms no part of the claimed design.

1 Claim, 1 Drawing Sheet






FIG. 1

FIG. 2


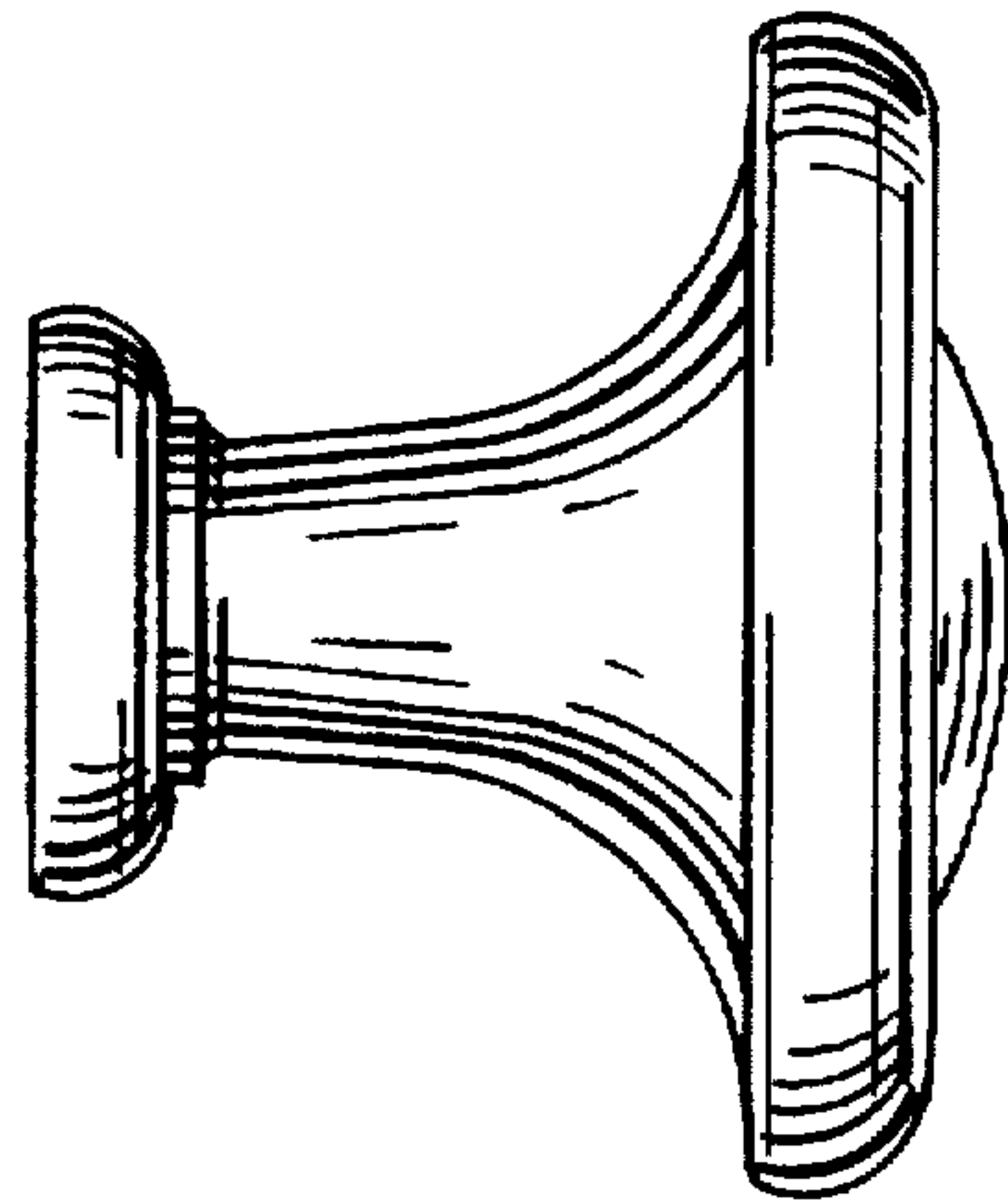


FIG. 3

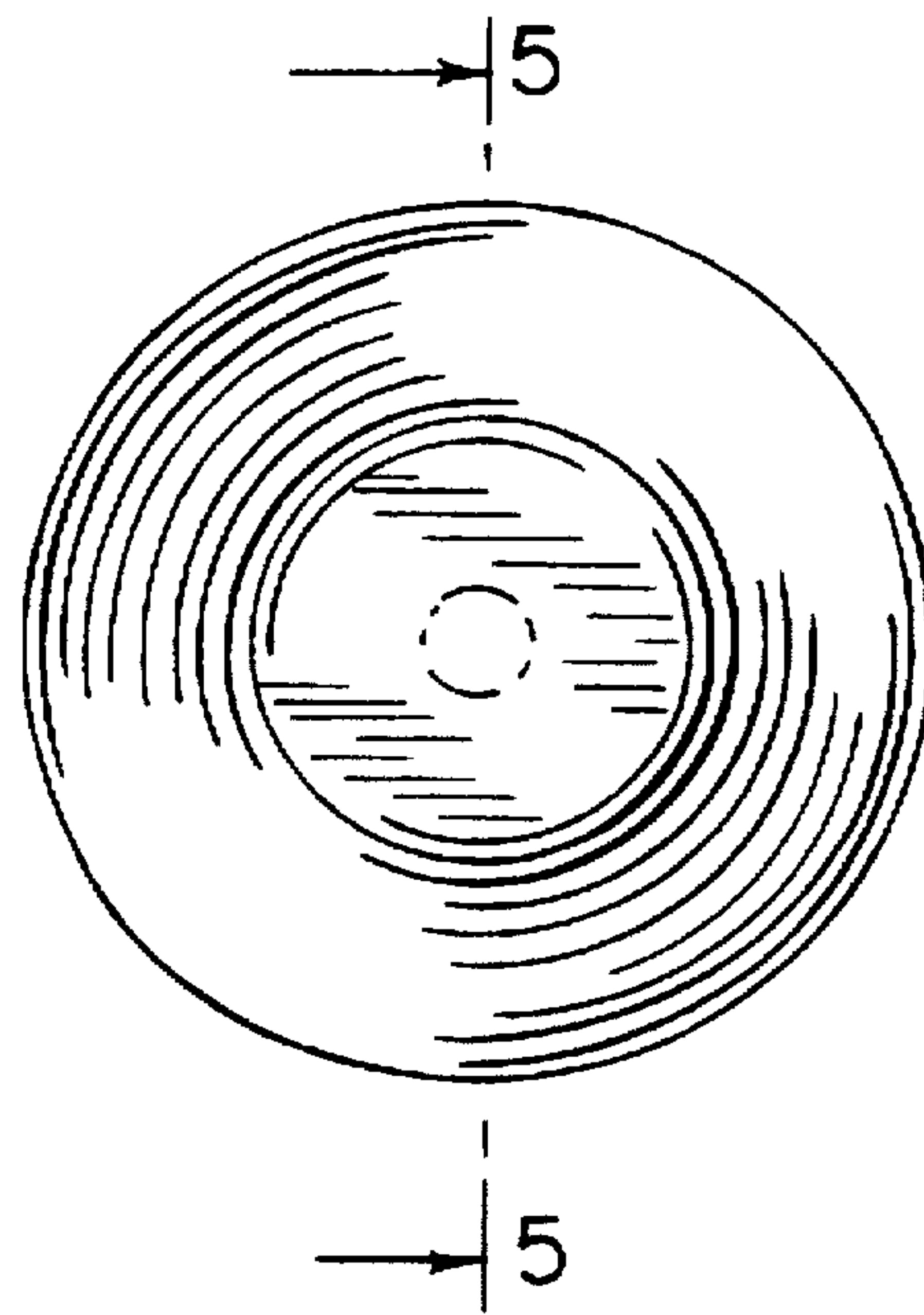


FIG. 4

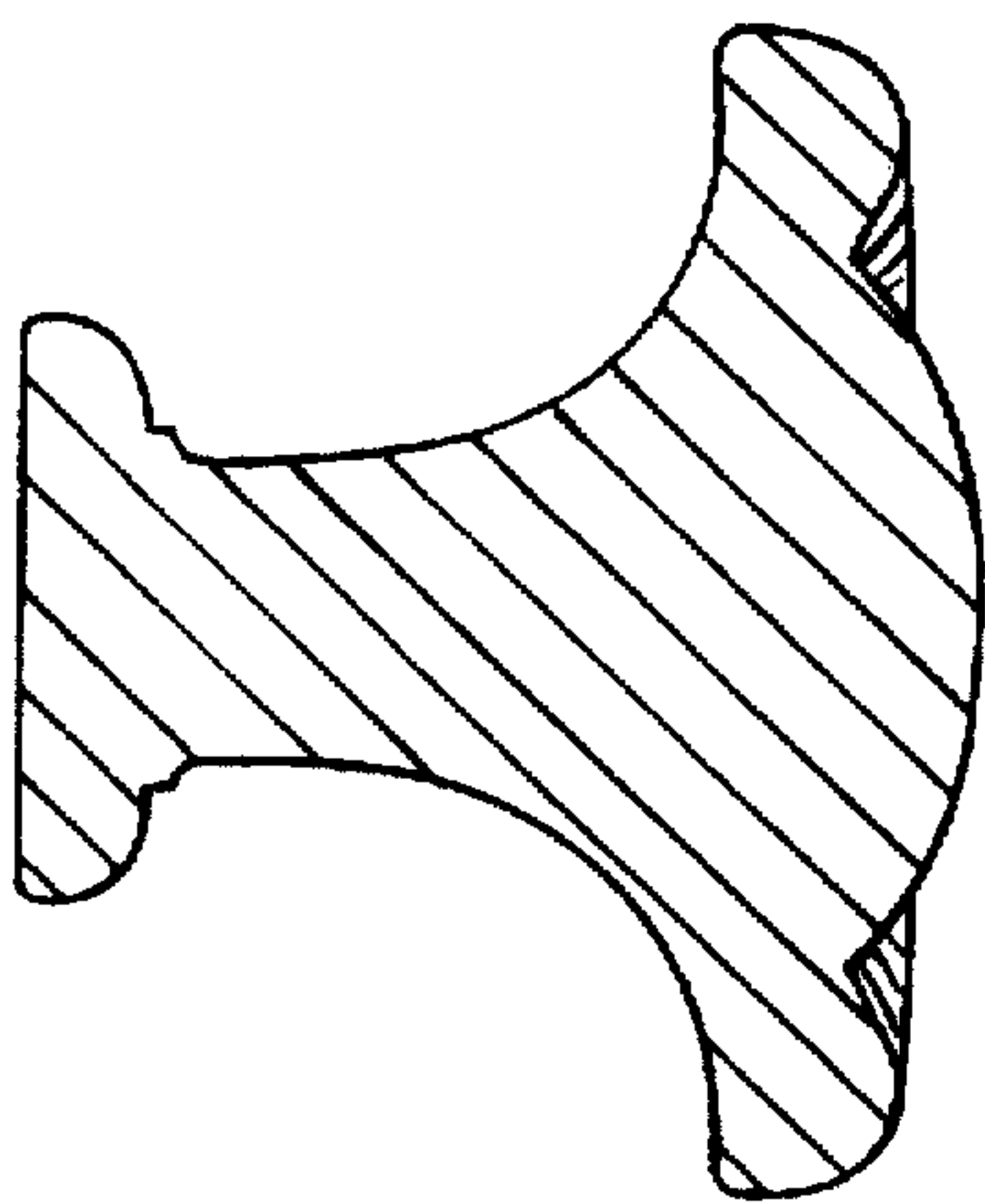


FIG. 5