



US00D396163S

United States Patent [19] Mutti

[11] Patent Number: **Des. 396,163**

[45] Date of Patent: ****Jul. 21, 1998**

[54] **IN-WALL MAIL ORGANIZER**
[76] Inventor: **Michael A. Mutti**, 1806 Prince John Dr., Grand Prairie, Tex. 75050

2,069,635 2/1937 Whenham 312/242 X
2,166,430 7/1939 Green 312/242 X
3,471,209 10/1969 Howard 312/122
5,163,745 11/1992 Zagata D6/555 X

[**] Term: **14 Years**

Primary Examiner—Pamela Burgess
Attorney, Agent, or Firm—Charles D. Gunter, Jr.

[21] Appl. No.: **73,607**

[57] **CLAIM**

[22] Filed: **Jul. 11, 1997**

The ornamental design for an in-wall mail organizer, as shown and described.

[51] LOC (6) Cl. **06-04**

[52] U.S. Cl. **D6/574**

[58] Field of Search D6/553, 587, 569,
D6/573, 574, 572; 312/209, 114, 117, 119,
122, 126, 128, 129, 242, 245; 211/134,
86, 87, 90, 94.01, 94.02, 45; 220/476, 480

DESCRIPTION

[56] **References Cited**


U.S. PATENT DOCUMENTS

D. 224,592 8/1972 Fudge D6/559
D. 230,234 2/1974 Juhloh D6/570
Re. 314,009 10/1983 Crist 312/242
1,509,285 9/1924 Colbow, Jr. 312/242 X
1,588,093 6/1926 Carlson 312/242 X
1,876,407 9/1932 Frazier 312/242 X

FIG. 1 is a front perspective view of an in-wall mail organizer showing my new design;
FIG. 2 is a top view of the mail organizer of the invention;
FIG. 3 is a bottom view of the mail organizer of FIG. 2;
FIG. 4 is a front elevational view thereof;
FIG. 5 is a right side view of the mail organizer of FIG. 4;
FIG. 6 is a left side view of the mail organizer of FIG. 4; and,
FIG. 7 is a rear elevational view thereof.

It is understood that the top two angled shelves are the same as the bottom angled shelf shown in FIGS. 1 and 4.

1 Claim, 3 Drawing Sheets






FIG. 1




FIG. 2




FIG. 3

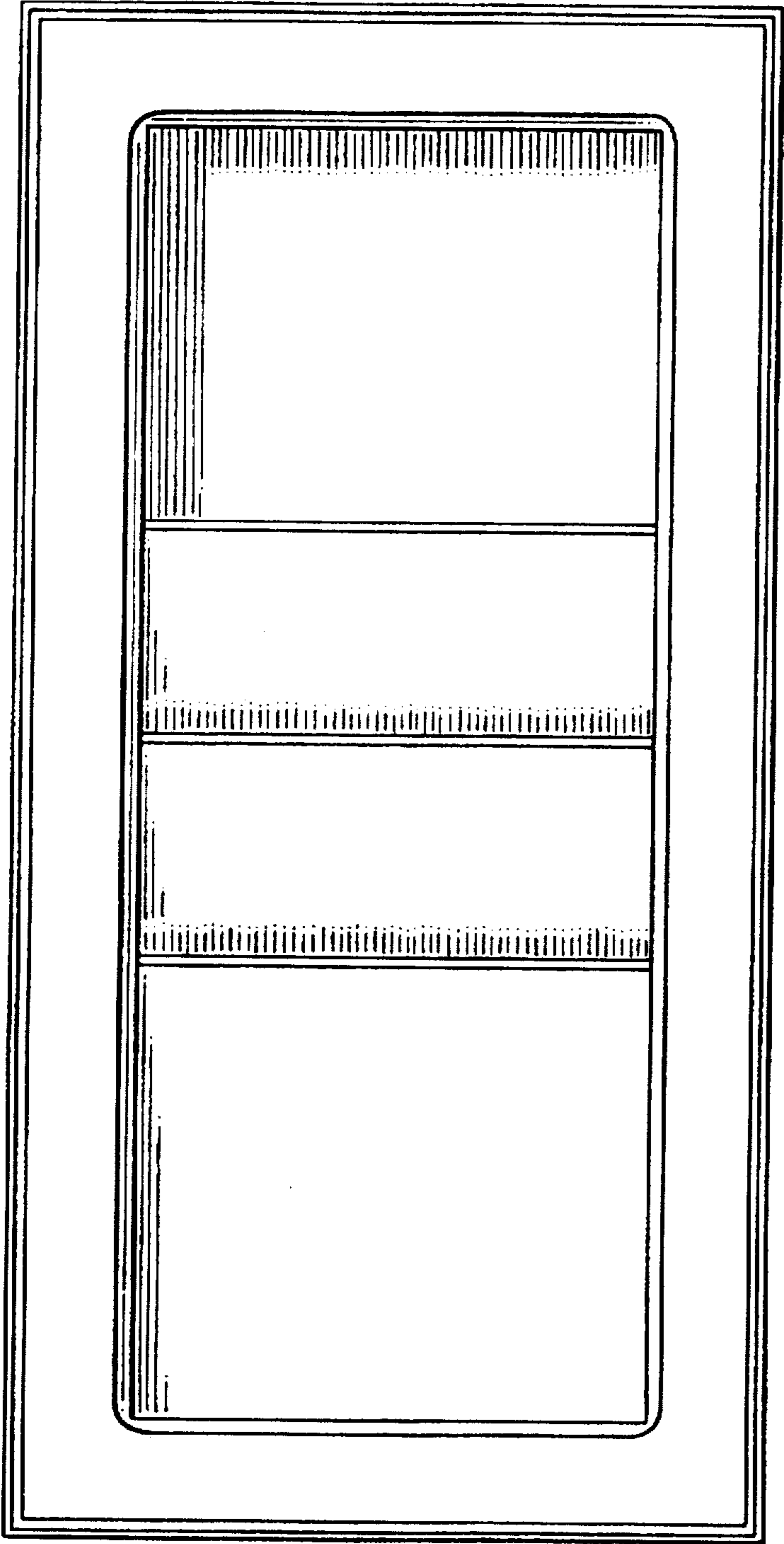


FIG. 4




FIG. 5




FIG. 6




FIG. 7