



US00D396162S

United States Patent [19]
Mutti

[11] **Patent Number:** **Des. 396,162**
[45] **Date of Patent:** ****Jul. 21, 1998**

[54] **IN-WALL MAGAZINE CASE**
[76] **Inventor:** **Michael A. Mutti**, 1806 Prince John
Dr., Grand Prairie, Tex. 75050
[**] **Term:** **14 Years**

1,588,093 6/1926 Carlson 312/242 X
1,876,407 9/1932 Frazier 312/242 X
2,069,635 2/1937 Whenham 312/242 X
2,166,430 7/1939 Green 312/242 X
3,471,209 10/1969 Howard 312/122
5,163,745 11/1992 Zagata D6/559 X

[21] **Appl. No.:** **73,241**
[22] **Filed:** **Jul. 10, 1997**

Primary Examiner—Pamela Burgess
Attorney, Agent, or Firm—Charles D. Gunter, Jr.

[51] **LOC (6) Cl.** **06-04**
[52] **U.S. Cl.** **D6/574**
[58] **Field of Search** D6/553, 567, 569,
D6/573, 574, 572; 312/209, 114, 117, 119,
122, 126, 128, 129, 242, 245; 211/134,
86, 87, 90, 94.01, 94.02, 45; 220/476, 480

[57] **CLAIM**
The ornamental design for an in-wall magazine case, as shown and described.

[56] **References Cited**

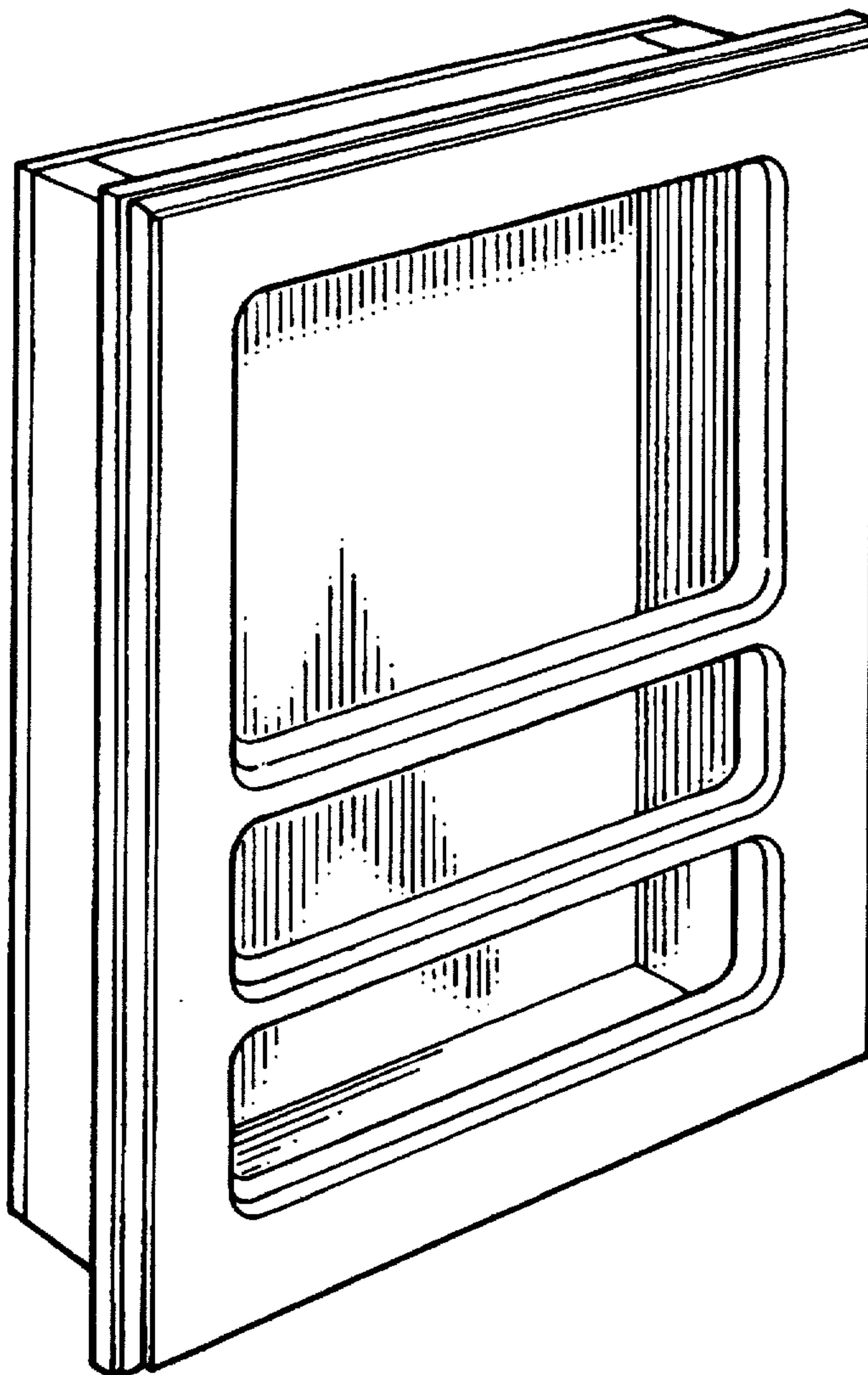
DESCRIPTION



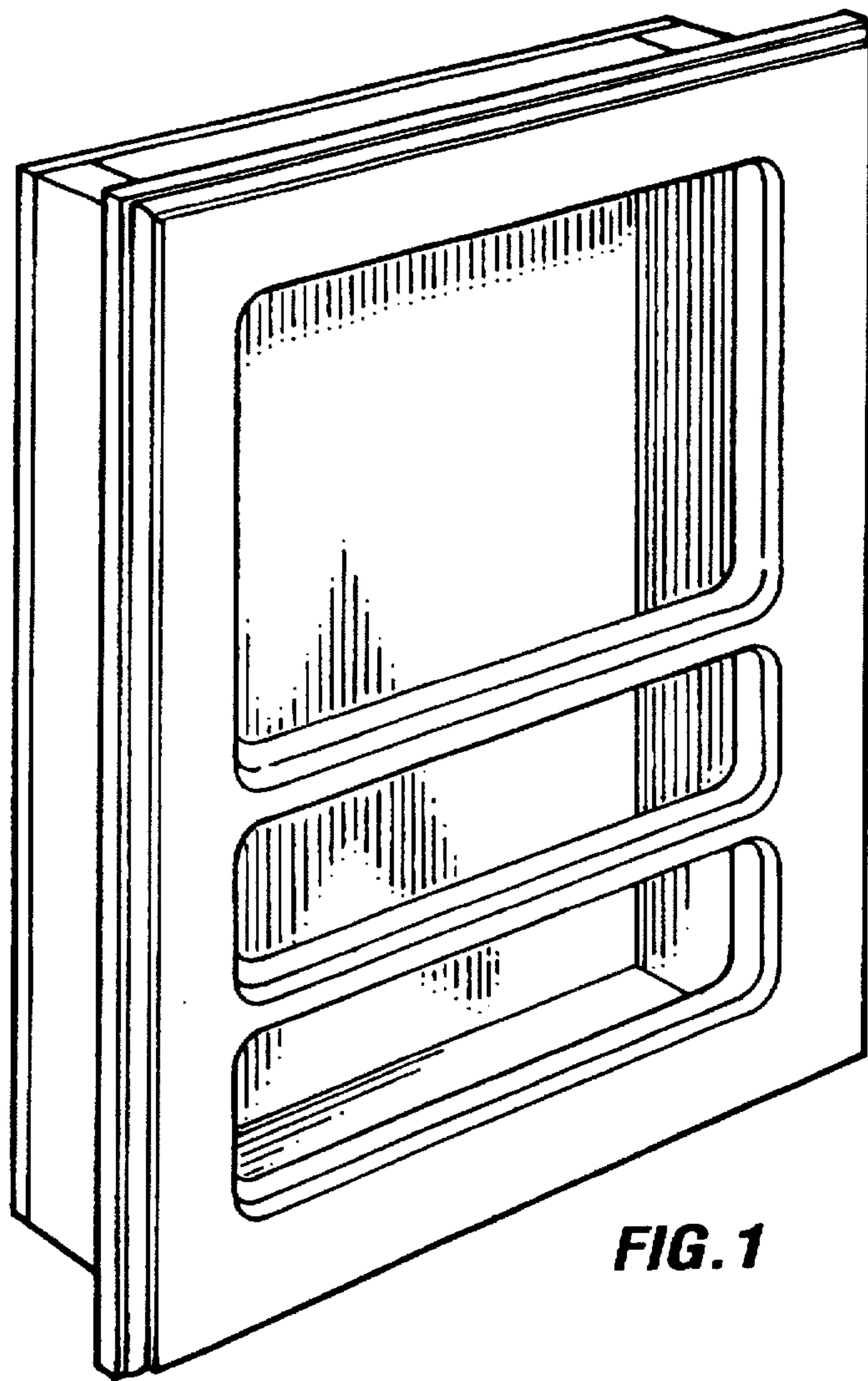
U.S. PATENT DOCUMENTS

Re. 31,409 10/1983 Crist 312/242
D. 224,592 8/1972 Fudge D6/559
D. 230,234 2/1974 Juhlin D6/570
1,509,285 9/1924 Colbow, Jr. 312/242 X

FIG. 1 is a front perspective view of an in-wall magazine case showing my new design;
FIG. 2 is a top view of the magazine case of FIG. 1;
FIG. 3 is a bottom view of the magazine case of FIG. 1;
FIG. 4 is a front elevational view thereof;
FIG. 5 is a right side view of the magazine case of FIG. 4;
FIG. 6 is a rear elevational view thereof; and,
FIG. 7 is a left side view of the magazine case of FIG. 4.

1 Claim, 3 Drawing Sheets





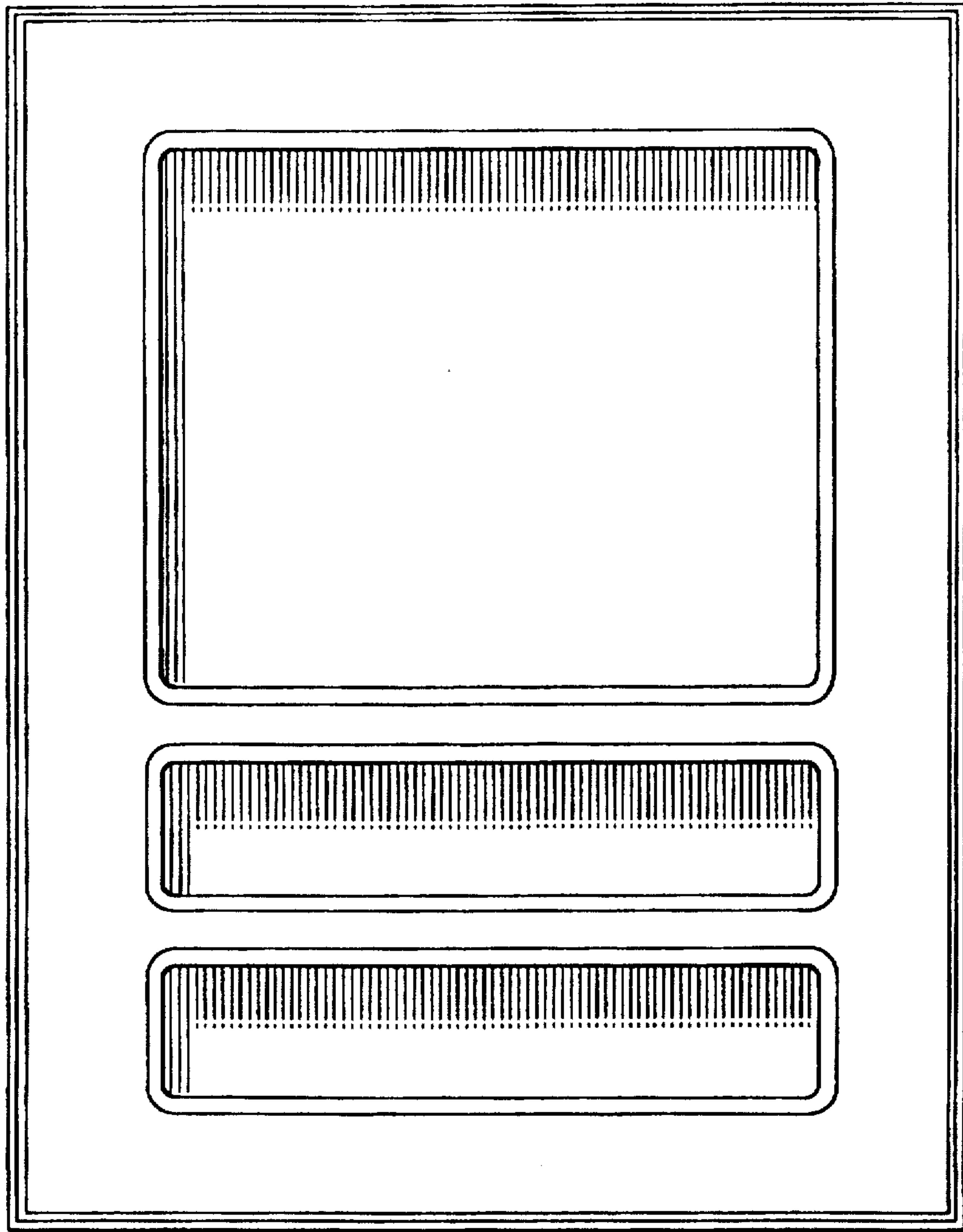


FIG. 4




FIG. 5

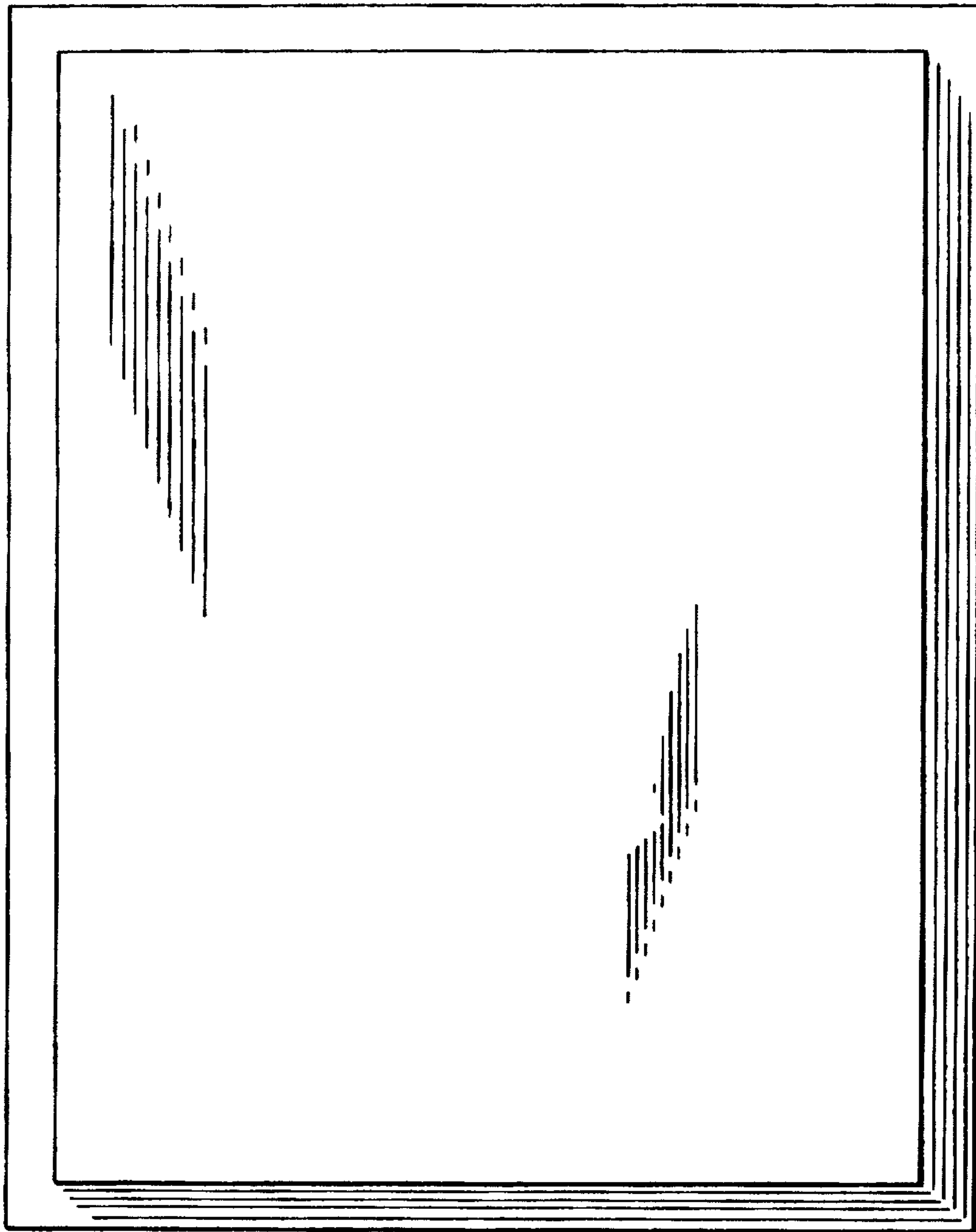


FIG. 6




FIG. 7