



US00D396158S

United States Patent [19]
Rodis et al.

[11] **Patent Number: Des. 396,158**
[45] **Date of Patent: **Jul. 21, 1998**

[54] **SOAP HOLDER**

[76] **Inventors: Peter Nicais Rodis**, Rean 17 Sumner Road, Baxter, Victoria 3911; **Donald Maxwell Bromley**, 90 Wentworth Avenue, Rowville, Victoria 3178; **Andrew Paisley Somerville**, 12 Zeehan Road, Boronia West, Victoria 3155, all of Australia

[**] **Term: 14 Years**

[21] **Appl. No.: 18,733**

[22] **Filed: Feb. 14, 1994**

(Under 37 CFR 1.47)

[30] **Foreign Application Priority Data**

Aug. 11, 1993 [AU] Australia 2479/93
[51] **LOC (6) Cl.** **07-07**
[52] **U.S. Cl.** **D6/540**
[58] **Field of Search** D6/536-540; 206/77.1;
211/13, 60.1, 65, 75, 87-88; 248/309.1,
311.2, 312

[56] **References Cited**

U.S. PATENT DOCUMENTS

D. 259,374 6/1981 Crowe D6/540
D. 291,638 9/1987 Chap D6/540
D. 329,560 9/1992 Levien D6/536 X
D. 347,957 6/1994 Kea D6/540
4,654,901 4/1987 Garcia 206/77.1 X

Primary Examiner—Brian N. Vinson
Attorney, Agent, or Firm—Richard M. Goldberg


[57] **CLAIM**

The ornamental design for soap holder, as shown and described.

DESCRIPTION

FIG. 1 is a front perspective view of a soap holder embodying our new design;
FIG. 2 is a top plan view thereof;
FIG. 3 is a bottom plan view thereof;
FIG. 4 is a front elevational view thereof;
FIG. 5 is a right side elevational view thereof, the left side being a mirror image of FIG. 5; and,
FIG. 6 is a rear elevational view thereof.

1 Claim, 4 Drawing Sheets






FIG. 1

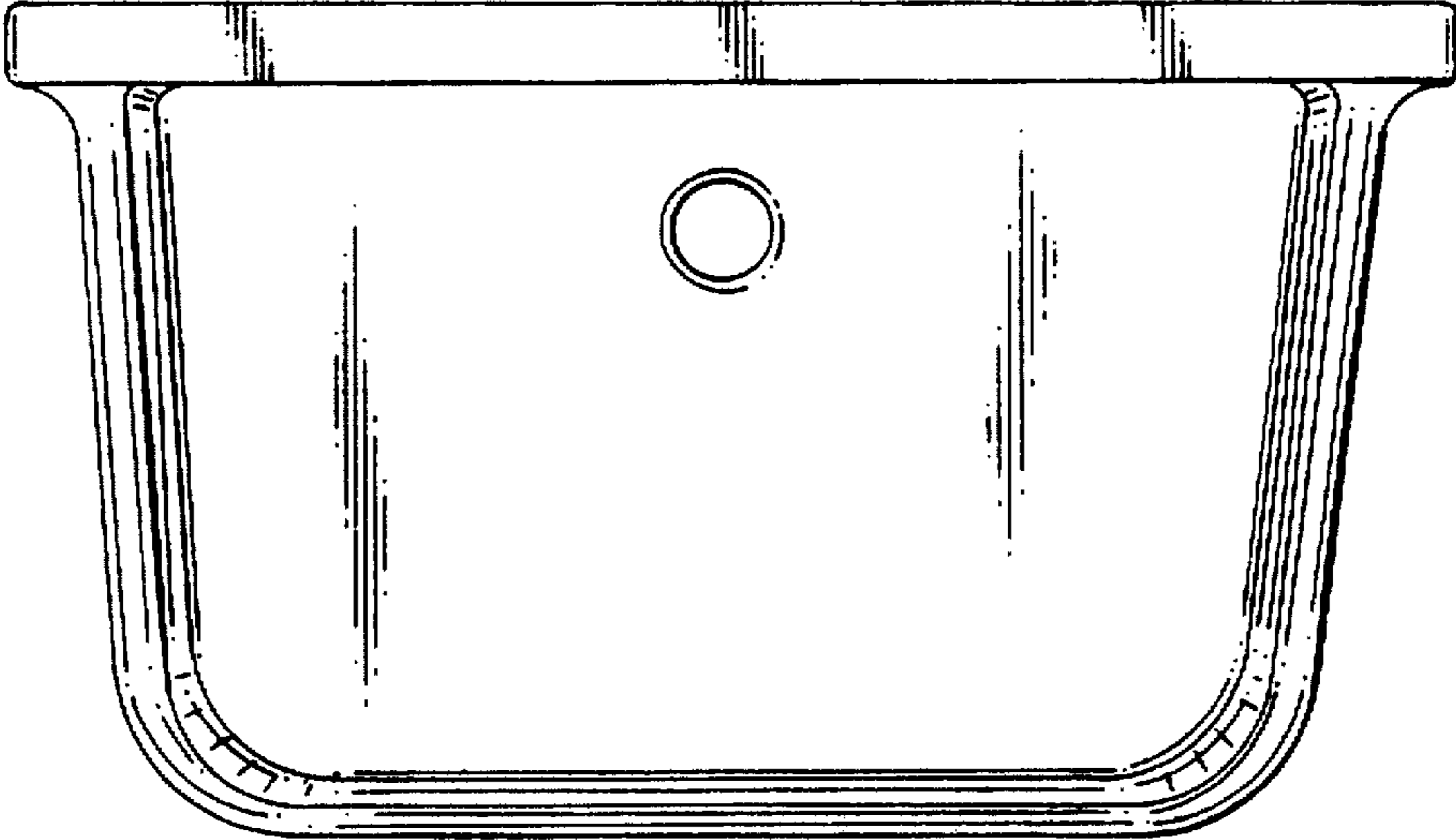


FIG. 2

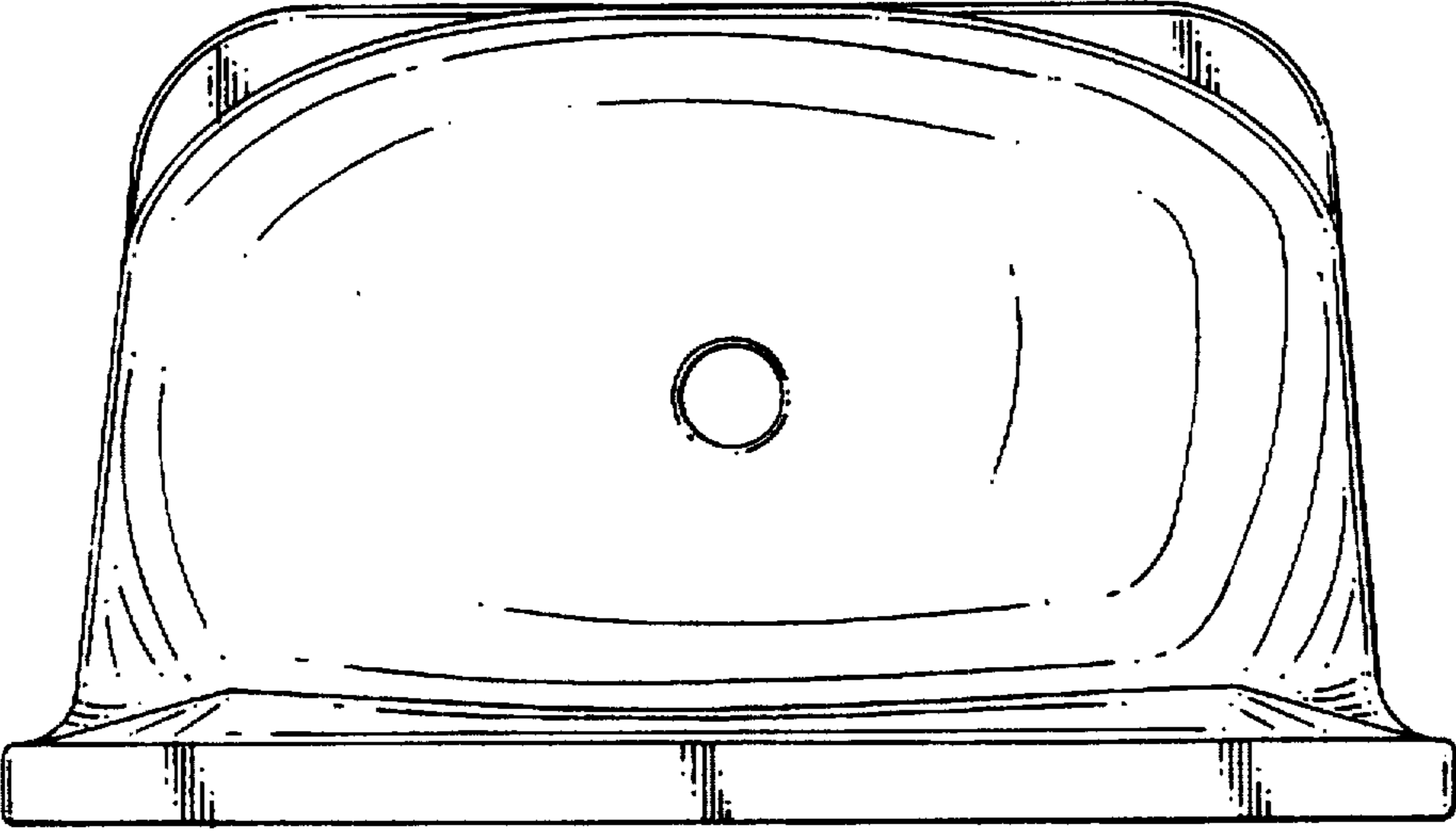


FIG. 3

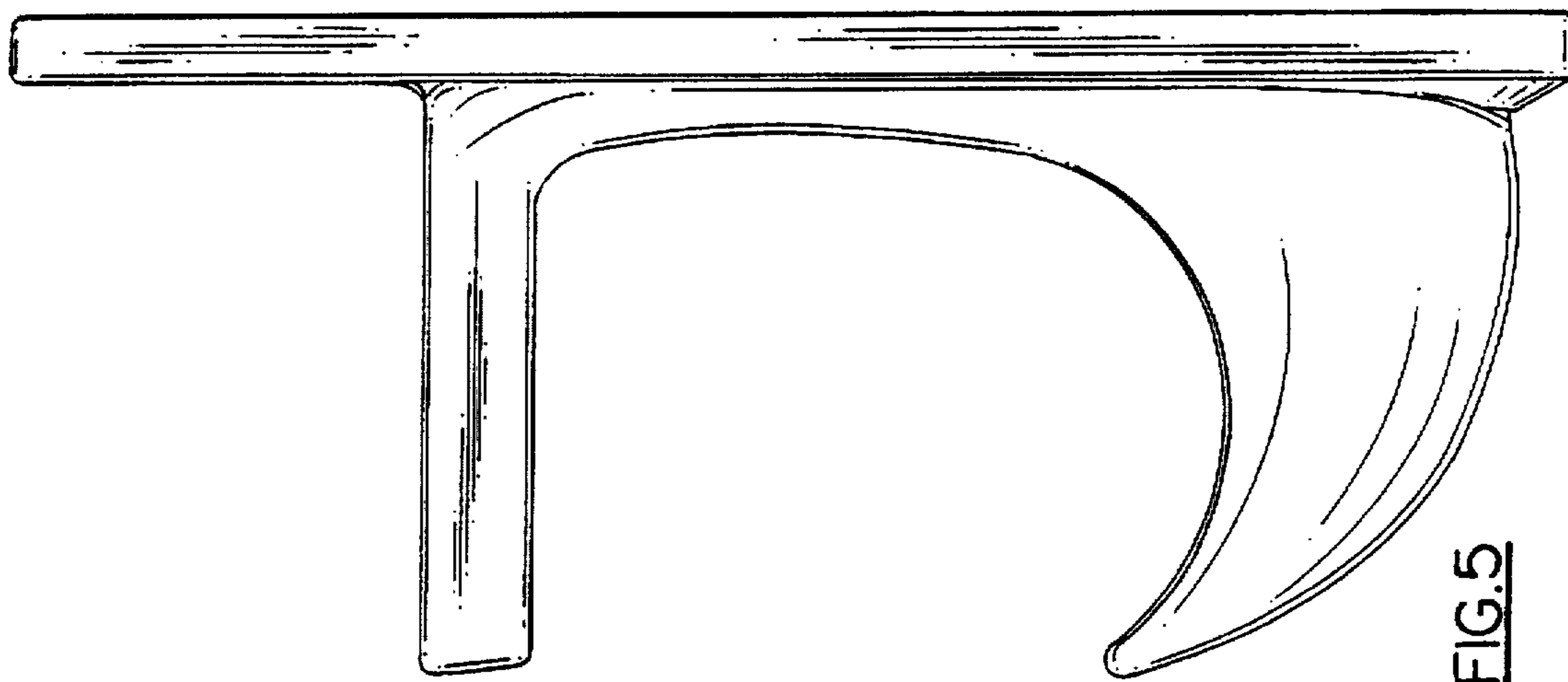



FIG. 5

FIG. 4



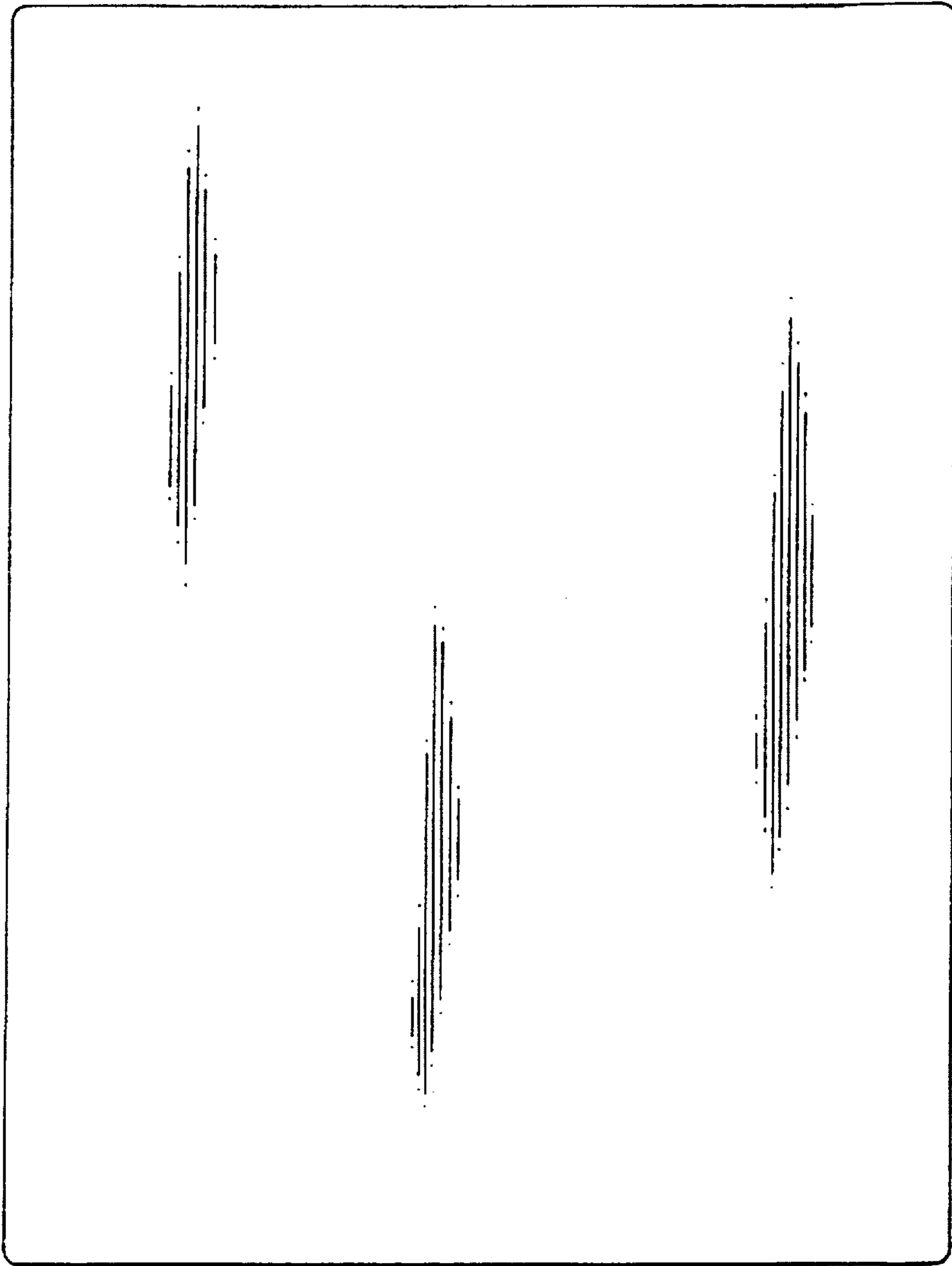


FIG.6