



US00D396154S

United States Patent [19]
Matthews

[11] **Patent Number: Des. 396,154**
[45] **Date of Patent: **Jul. 21, 1998**

[54] **REMOTE CONTROL ORGANIZER**

[76] **Inventor: William E. Matthews, 118 Leigh St., Clinton, N.J. 08809**

[**] **Term: 14 Years**

[21] **Appl. No.: 72,536**

[22] **Filed: Jun. 19, 1997**

[51] **LOC (6) Cl. 06-04**

[52] **U.S. Cl. D6/470**

[58] **Field of Search** D6/432, 436, 470, D6/559, 466, 467, 468, 472, 449; 206/387.1, 424, 425, 555, 557, 558, 561, 776, 769-772, 45.31, 45.24; 312/114, 117, 122, 126-132, 138.1, 242; D9/341, 415, 418, 432; 220/500, 502, 523, 345; 211/41.14, 88.01, 26.1, 90.01, 94.01

[56] **References Cited**

U.S. PATENT DOCUMENTS

D. 167,862	9/1952	Schladermundt et al.	D6/476
D. 172,371	6/1954	Tavolazzi	D3/298
269,418	12/1882	Holton	206/561 X
D. 276,964	1/1985	Boland, II	D6/470
D. 300,432	3/1989	Zuchsow	D14/218
D. 342,892	1/1994	Teerds	D9/341
D. 353,956	1/1995	Schmidt	D6/449
D. 363,619	10/1995	Karnaze	D6/449

D. 364,291	11/1995	Wheeler	D6/449
D. 378,634	4/1997	LaPere	D3/273
476,353	6/1892	Allred	220/345
886,753	5/1908	Bassett	206/425

Primary Examiner—James Gandy
Assistant Examiner—Linda Brooks

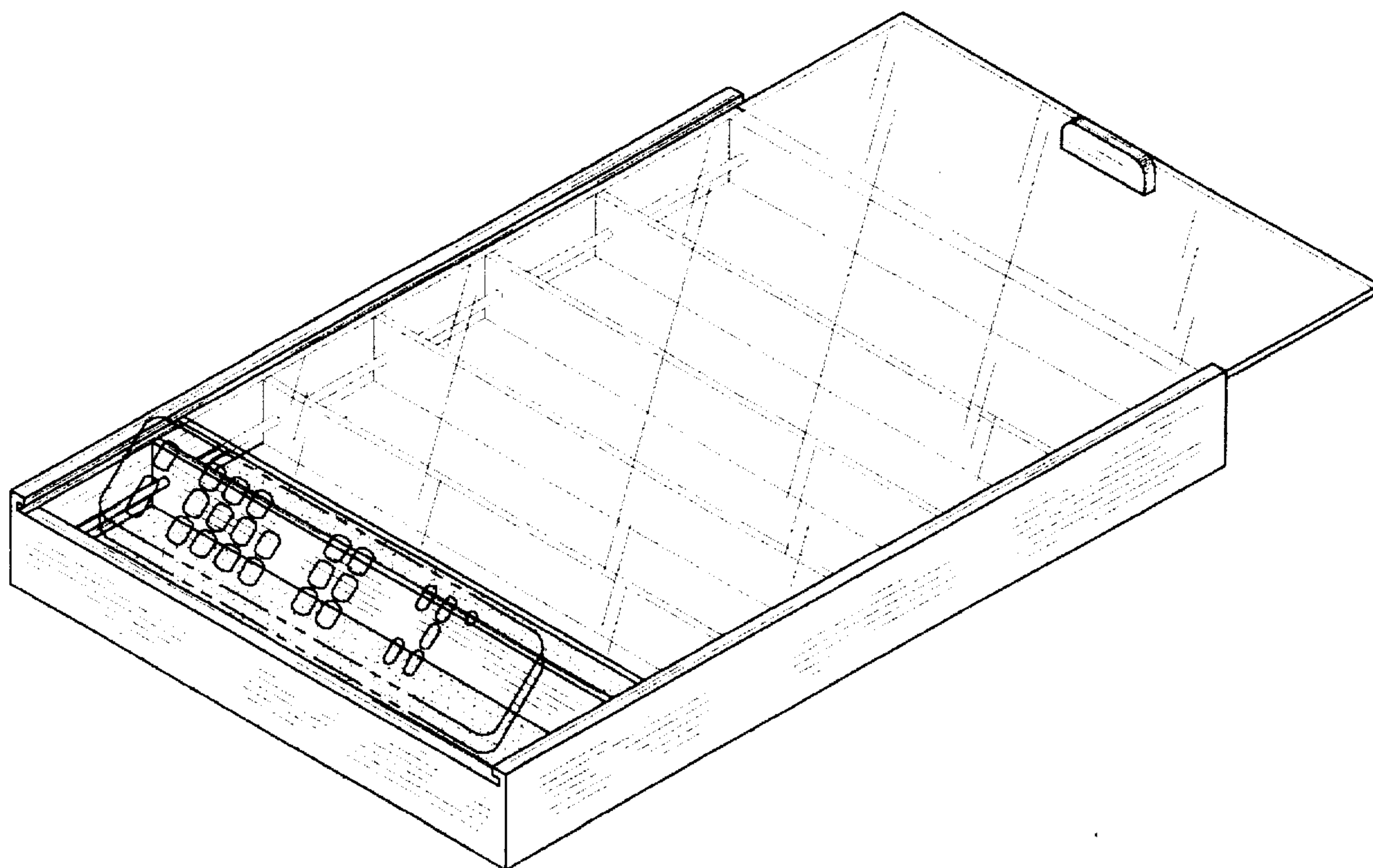
[57] **CLAIM**

The ornamental design for a remote control organizer, as shown and described.

DESCRIPTION

FIG. 1 is a front elevation view of the remote control organizer of the present invention;
FIG. 2 is a back elevation view of the remote control organizer of FIG. 1;
FIG. 3 is a left side elevation view of the remote control organizer of FIG. 1;
FIG. 4 is a right side elevation view of the remote control organizer of FIG. 1;
FIG. 5 is a top plan view of the remote control organizer of FIG. 1;
FIG. 6 is a bottom plan view of the remote control organizer of FIG. 1; and,
FIG. 7 is a perspective view of the remote control organizer of FIG. 1, with a remote control unit shown in broken lines for purposes of illustration only and forming no part of the claimed design.

1 Claim, 4 Drawing Sheets






Fig. 1



Fig. 2

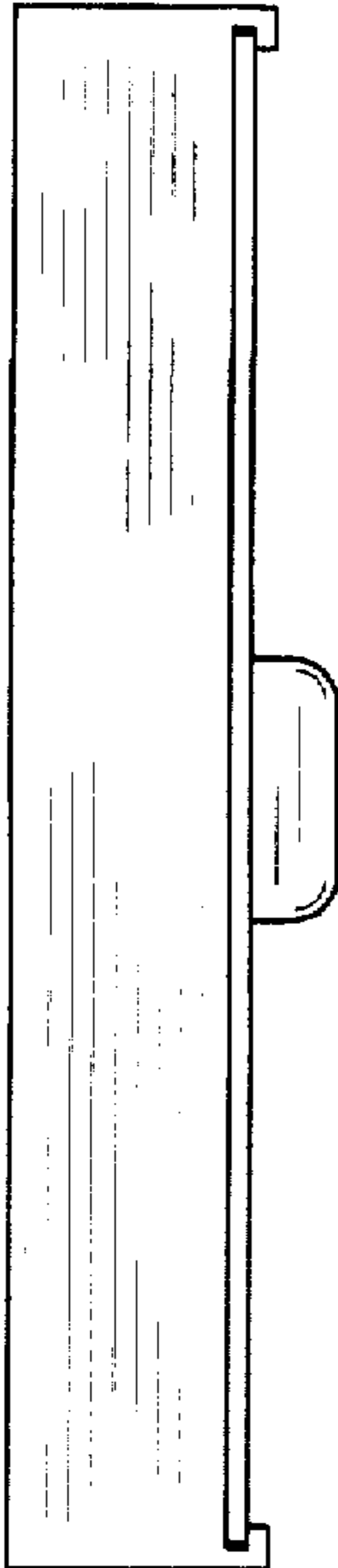


Fig. 3

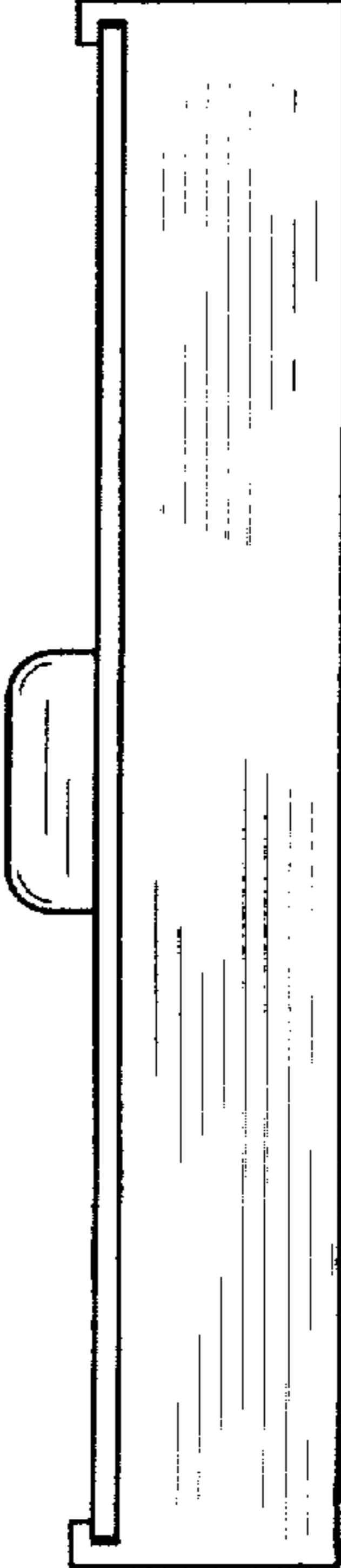


Fig. 4




Fig. 5




Fig. 6

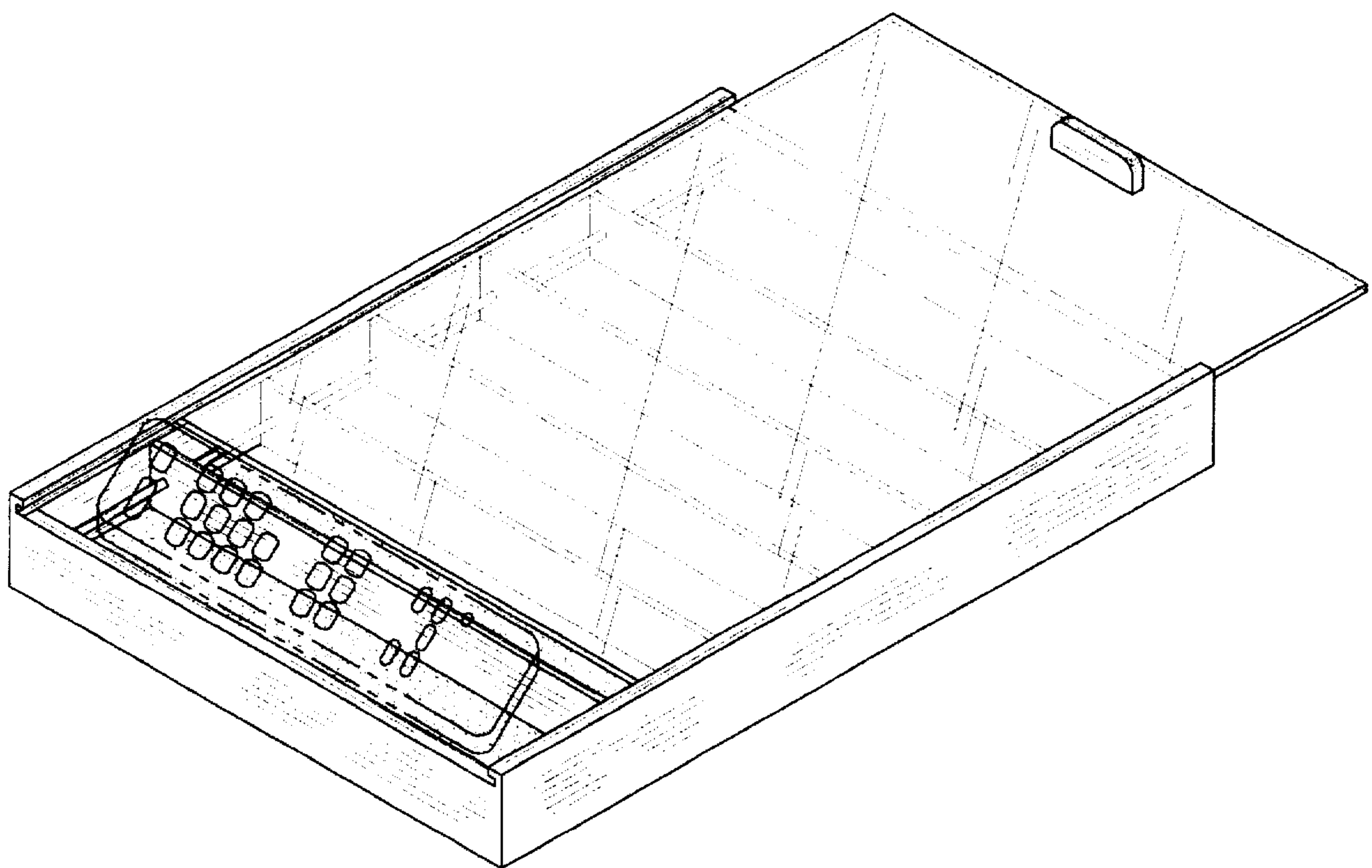


Fig. 7