



US00D396148S

**United States Patent** [19]  
**Carpenter et al.**

[11] **Patent Number:** **Des. 396,148**  
[45] **Date of Patent:** **\*\*Jul. 21, 1998**

[54] **SUCTION CUP PICTURE FRAME**

3,673,723 7/1972 Lazar et al. .... 40/757 X

[76] Inventors: **Heidi Carpenter; James Carpenter,**  
both of 216 Capital Dr., Spring Lake,  
N.C. 28390

*Primary Examiner*—Janice E. Seeger

[\*\*] Term: **14 Years**

[57] **CLAIM**

The ornamental design for a suction cup picture frame, as shown.

[21] Appl. No.: **73,187**

**DESCRIPTION**

[22] Filed: **Jul. 3, 1997**

FIG. 1 is a front plan view of the suction cup picture frame of the present invention;

[51] LOC (6) Cl. .... **06-07**

FIG. 2 is a back plan view of the suction cup picture frame of FIG. 1;

[52] U.S. Cl. .... **D6/302**

[58] **Field of Search** ..... D6/300-303, 308-314;  
D20/10, 42, 40; 40/700, 711, 721-724,  
730, 729, 757, 765, 766, 779, 798, 597;  
248/489, 490, 467; 359/850, 870, 871

FIG. 3 is a left side plan view of the suction cup picture frame of FIG. 1;

FIG. 4 is a right side plan view of the suction cup picture frame of FIG. 1;

[56] **References Cited**

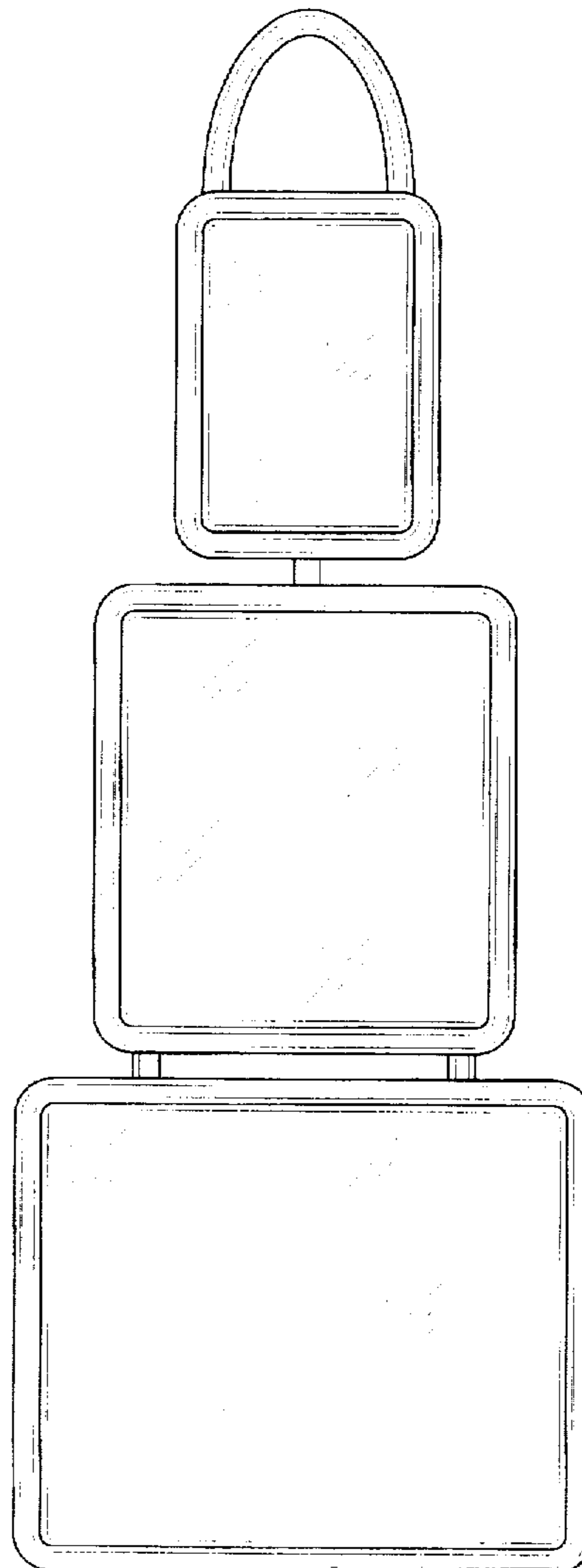
FIG. 5 is a top plan view of the suction cup picture frame of FIG. 1; and,

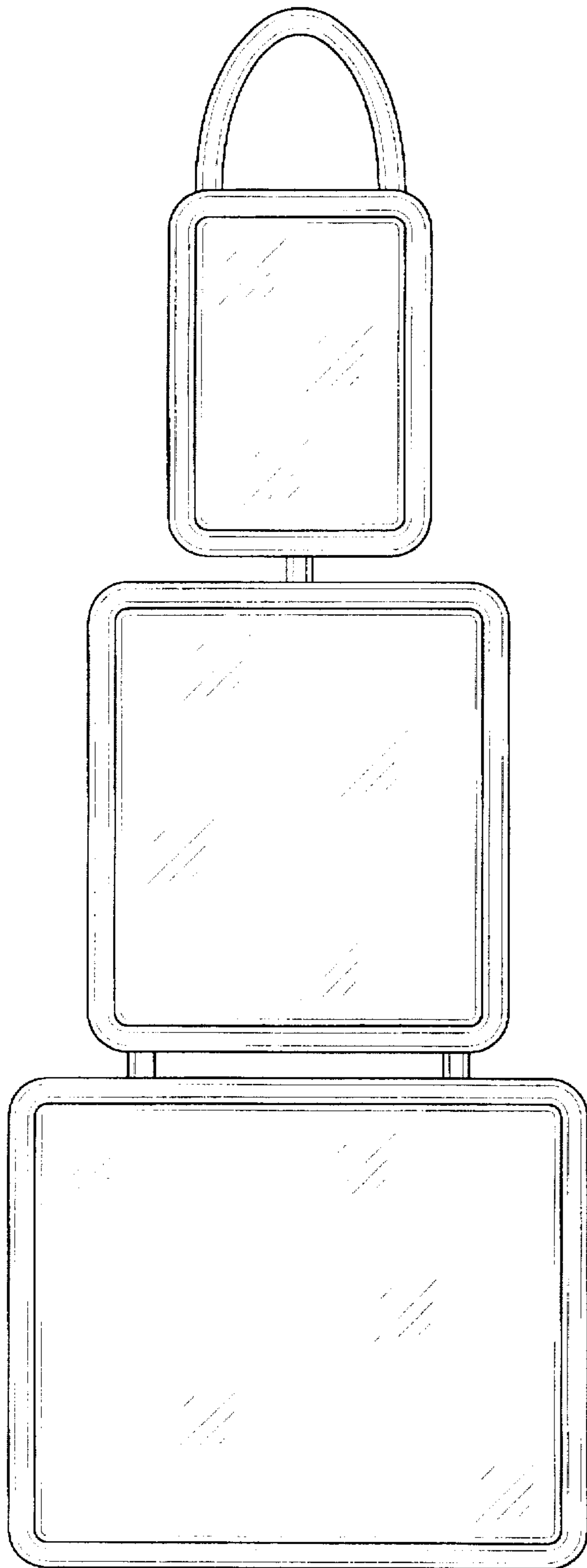
**U.S. PATENT DOCUMENTS**

FIG. 6 is a bottom plan view of the suction cup picture frame of FIG. 1.

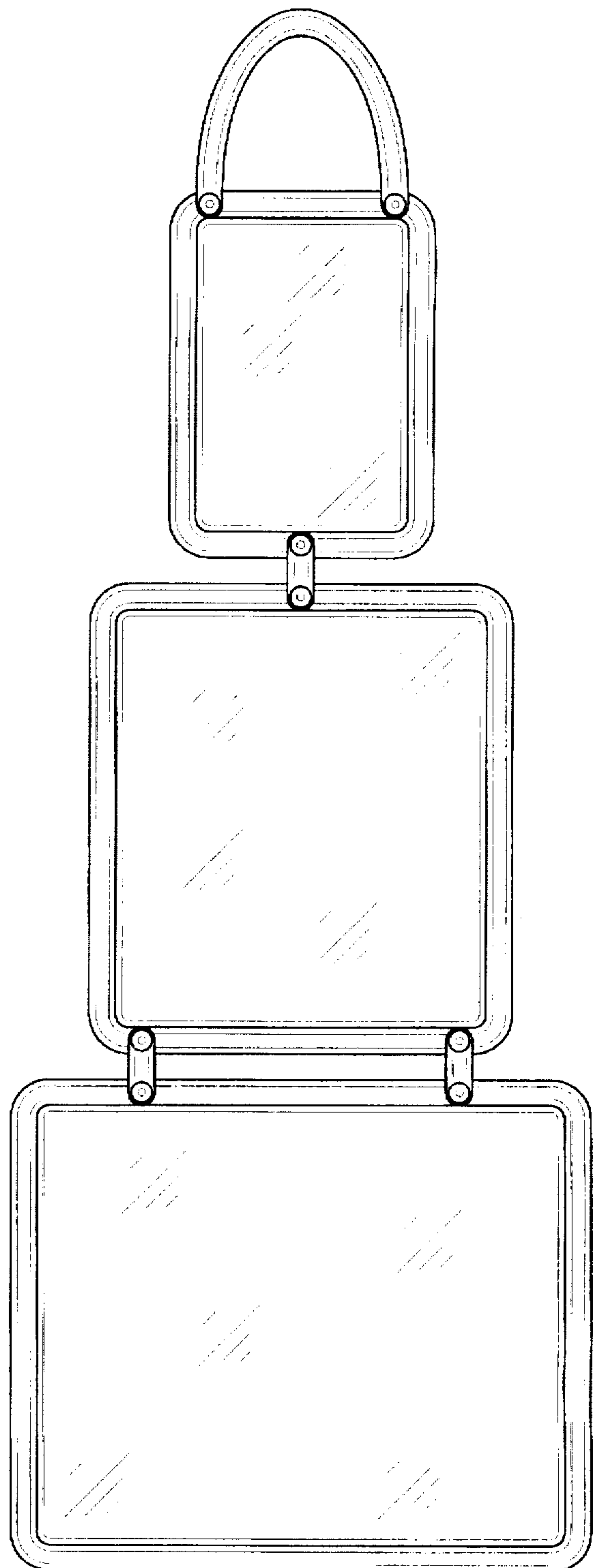
D. 152,347 1/1949 Marty ..... D6/301  
2,439,022 4/1948 Roach ..... 40/757 X

**1 Claim, 3 Drawing Sheets**






*Fig. 1*



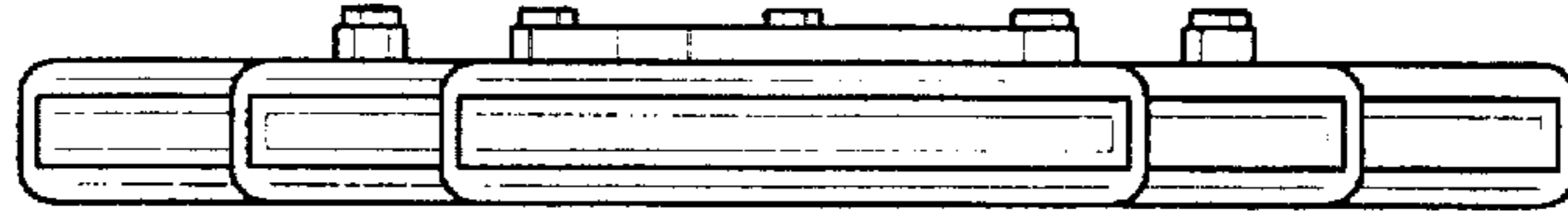
*Fig. 2*



*Fig. 3*



*Fig. 4*



*Fig. 5*



*Fig. 6*