



US00D396139S

United States Patent [19]
Dietrich

[11] **Patent Number: Des. 396,139**
[45] **Date of Patent: **Jul. 21, 1998**

[54] **SHOE SOLE**
[76] **Inventor: Stephan Dietrich, Bucherstr. 81, 90419 Nürnberg, Germany**
[**] **Term: 14 Years**

4,361,971 12/1982 Bowerman 36/28
4,546,559 10/1985 Dassler 36/114
5,461,801 10/1995 Anderton 36/114

Primary Examiner—Ralf Seifert
Attorney, Agent, or Firm—Marger, Johnson McCollom & Stolowitz, P.C.

[21] **Appl. No.: 55,391**
[22] **Filed: Jun. 3, 1996**

[57] **CLAIM**

The ornamental design for a shoe sole, as shown and described.

[30] **Foreign Application Priority Data**
Dec. 7, 1995 [DE] Germany M 95 09 503.9

DESCRIPTION

[51] **LOC (6) Cl. 02-04**
[52] **U.S. Cl. D2/962**
[58] **Field of Search D2/902, 906, 908, D2/910, 946, 951, 953, 954, 956, 957, 959, 960, 962, 964; 36/25 R, 28, 29, 32 R, 43, 44, 59 C, 59 D, 84, 89, 101-107, 114, 132, 136**

FIG. 1 is a bottom plan view of a shoe sole showing my new design;
FIG. 2 is a right side elevational view thereof;
FIG. 3 is a left side elevational view thereof;
FIG. 4 is a front elevational view thereof;
FIG. 5 is a rear elevational view thereof;
FIG. 6 is a top plan view thereof; and,
FIG. 7 is a lateral front perspective view.

[56] **References Cited**
U.S. PATENT DOCUMENTS

D. 376,683 12/1996 Gaudio et al. D2/954

1 Claim, 3 Drawing Sheets




FIG. 1




FIG. 2

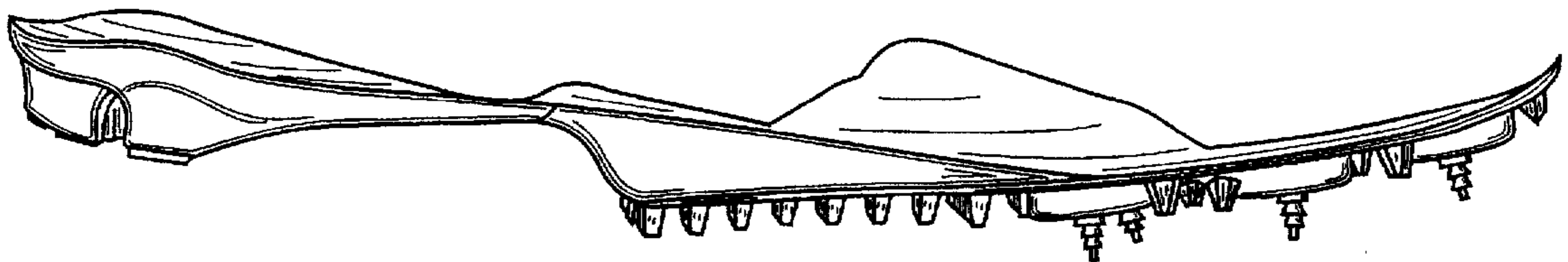


FIG. 3




FIG. 4

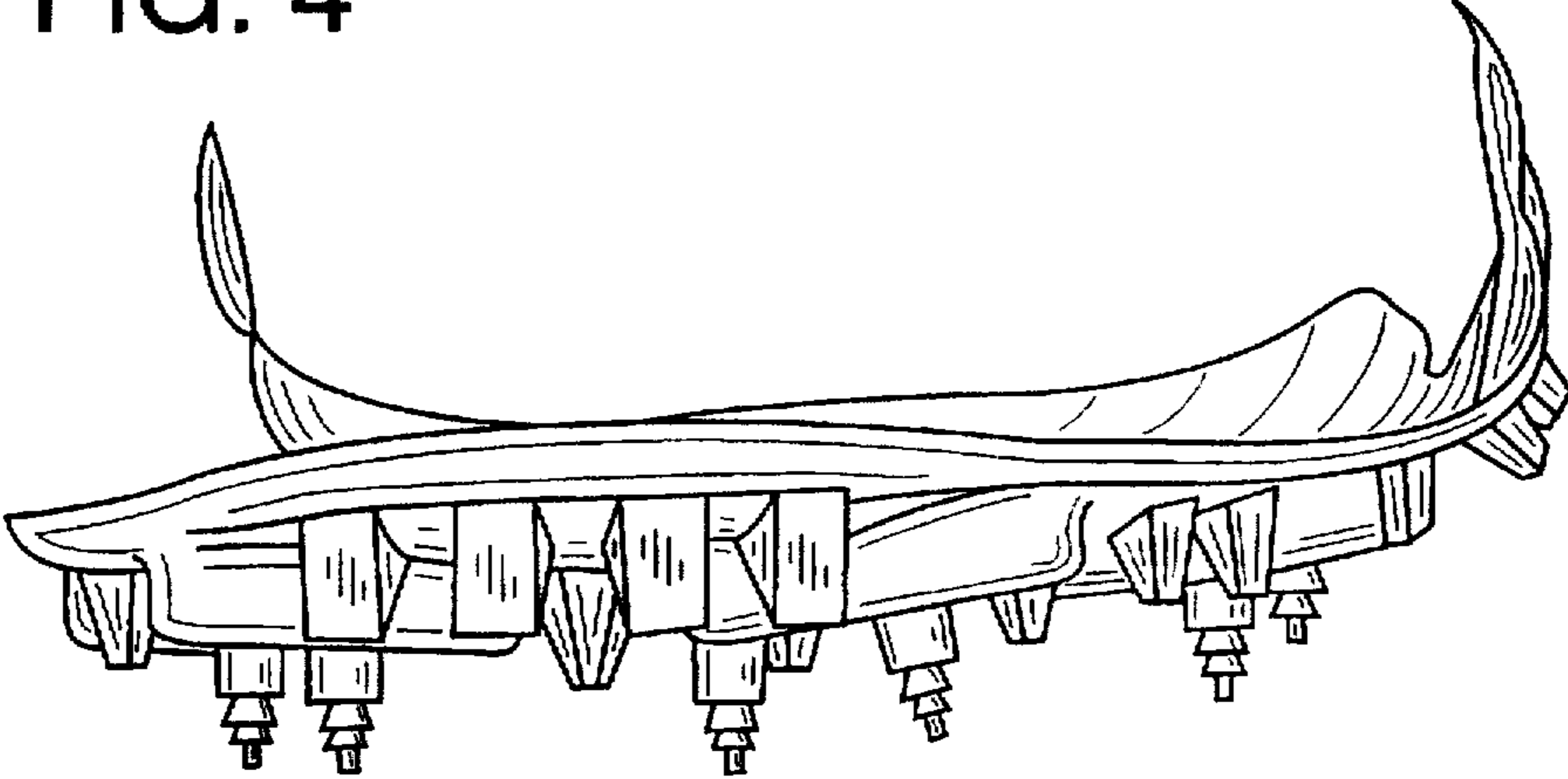


FIG. 5




FIG. 6

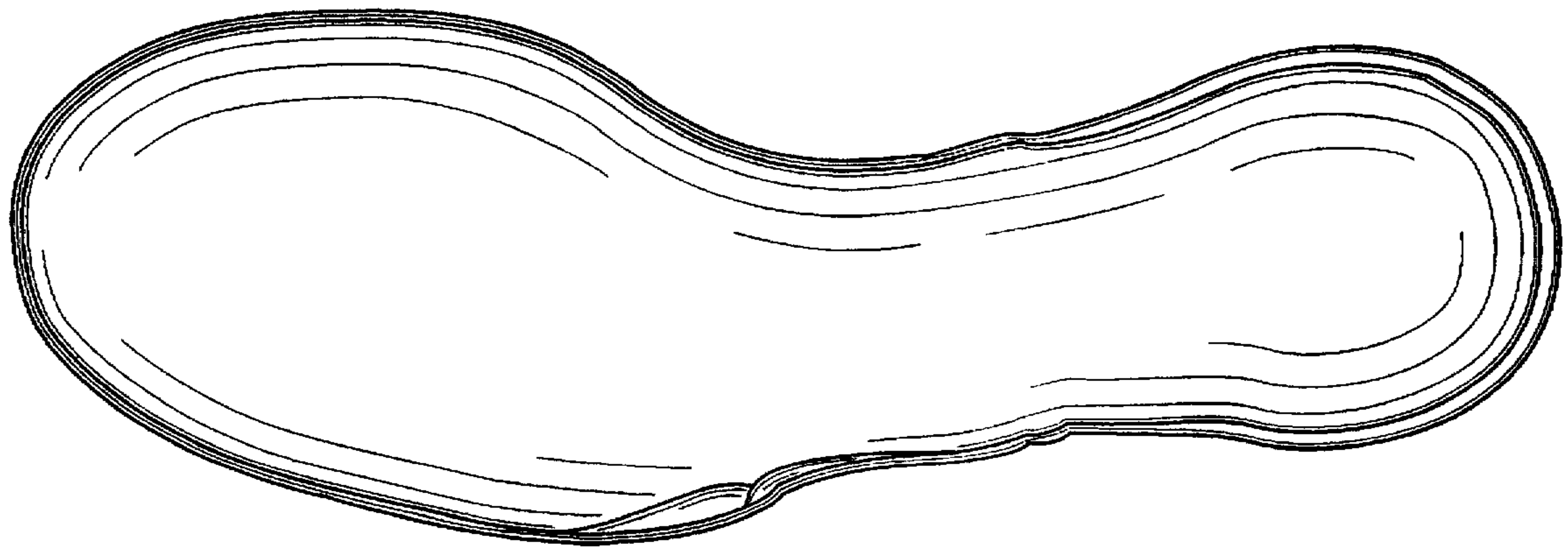


FIG. 7

