



US00D396126S

United States Patent [19]

Ohmart

[11] Patent Number: **Des. 396,126**

[45] Date of Patent: ****Jul. 14, 1998**

[54] **LIQUID APPLICATOR**

[76] Inventor: **Susann G. Ohmart**, 2327 Carleton St., Berkeley, Calif. 94704

[**] Term: **14 Years**

[21] Appl. No.: **72,959**

[22] Filed: **Jun. 26, 1997**

[51] LOC (6) Cl. **28-03**

[52] U.S. Cl. **D28/7; D4/138**

[58] Field of Search **D28/7, 63; D4/114, D4/135, 137, 138; D24/119; D32/40, 45, 51; 132/320; 15/209.1, 210.1, 104.94, 244.1, 143.1; 401/6, 139, 196, 203-206, 261, 263-266; 604/1-3, 289, 310, 311**

[56] **References Cited**

U.S. PATENT DOCUMENTS

D. 297,467	8/1988	McCann	D28/7
D. 299,558	1/1989	Robison	D28/7
D. 299,975	2/1989	Boyer	D28/7
D. 343,924	2/1994	Kaplan	D4/137 X
D. 353,223	12/1994	Moore	D28/7
D. 387,480	12/1997	Esraelian	D28/7
1,366,009	1/1921	Lane	15/244.1

2,477,777	8/1949	Williams, Jr.	401/206 X
2,491,274	12/1949	McNeill	15/244.1 X
2,643,413	6/1953	Buccasio	15/210 X
4,961,662	10/1990	Chow et al.	401/266 X
5,205,012	4/1993	Coley	15/210.1

Primary Examiner—Sandra L. Morris

Assistant Examiner—C. Tuttle

[57] **CLAIM**

The ornamental design for a liquid applicator, as shown and described.

DESCRIPTION

FIG. 1 is a front elevational view of the liquid applicator of the present invention;

FIG. 2 is a back elevational view of the liquid applicator of FIG. 1;


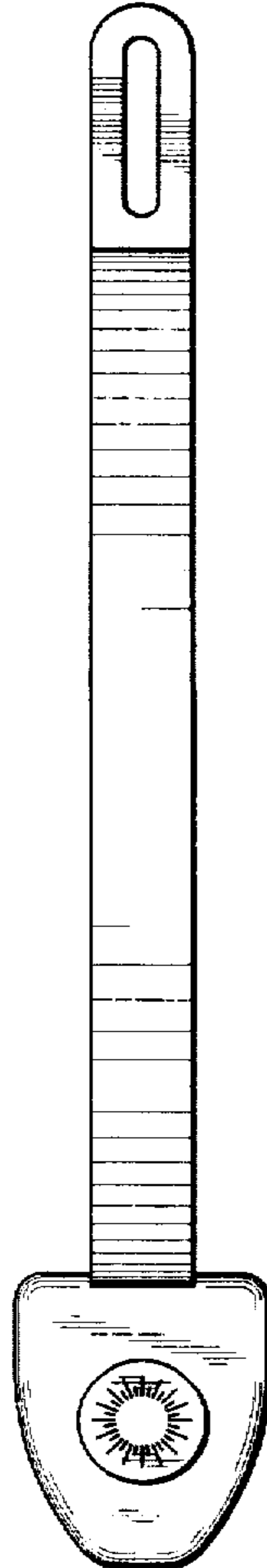
FIG. 3 is a left side elevational view of the liquid applicator of FIG. 1;

FIG. 4 is a right side elevational view of the liquid applicator of FIG. 1;

FIG. 5 is a top plan view of the liquid applicator of FIG. 1 shown on an enlarged scale; and,

FIG. 6 is a bottom plan view of the liquid applicator of FIG. 1 shown on an enlarged scale.

1 Claim, 3 Drawing Sheets



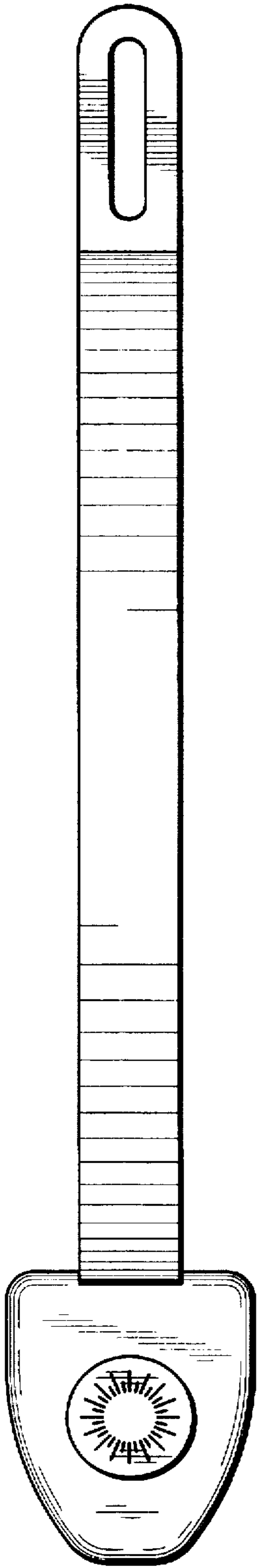


Fig. 1

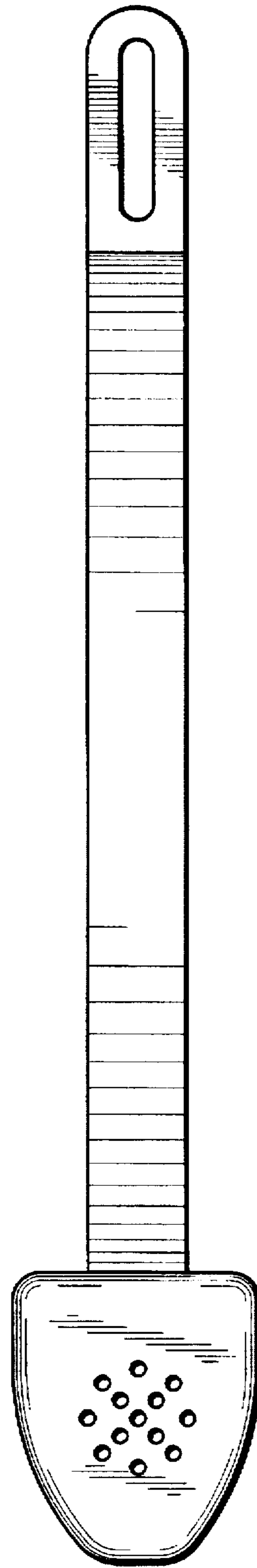


Fig. 2




Fig. 3



Fig. 4




Fig. 5

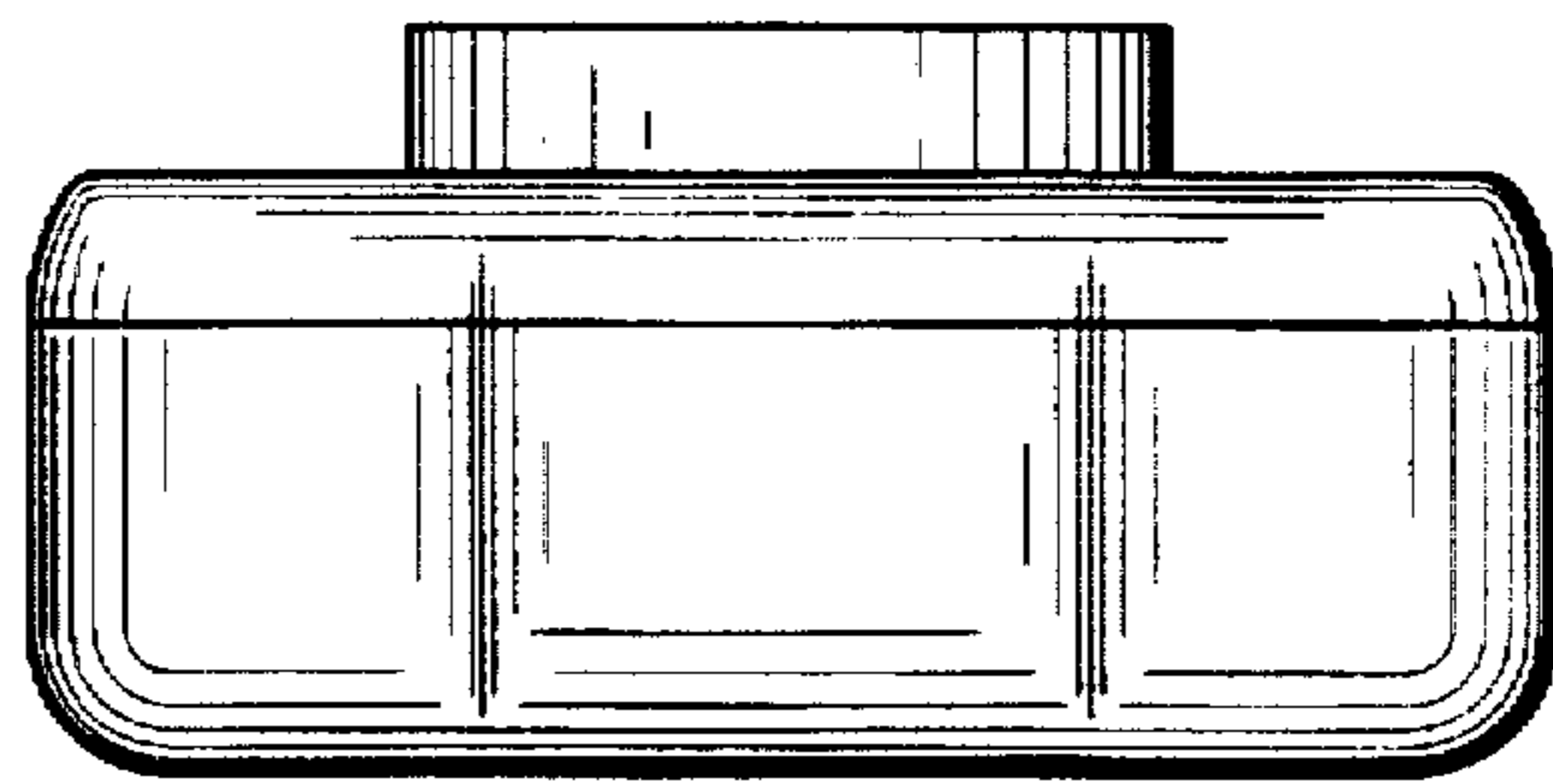


Fig. 6