



US00D396125S

United States Patent [19]
Chen

[11] **Patent Number: Des. 396,125**
[45] **Date of Patent: **Jul. 14, 1998**

[54] **CIGAR CUTTER**

[76] **Inventor: Shu-fen Chen**, No. 2, Lane 320, Te Feng Road, Section 1, Ta Li City, Taichung Hsien, Taiwan

[**] **Term: 14 Years**

[21] **Appl. No.: 56,338**

[22] **Filed: Jun. 27, 1996**

[51] **LOC (6) Cl. 27-06**

[52] **U.S. Cl. D27/195**

[58] **Field of Search** D27/195, 194, D27/193; 131/252, 248, 253, 254; 30/109, 111, 112, 113

[56] **References Cited**

U.S. PATENT DOCUMENTS

D. 375,576	11/1996	Mesco	D27/195
1,199,784	10/1916	Hall	30/113
1,294,479	2/1919	Kollmar	30/113

Primary Examiner—Susan J. Lucas
Assistant Examiner—Jennifer Register
Attorney, Agent, or Firm—Charles E. Baxley, Esq.


[57] **CLAIM**

The ornamental design for a cigar cutter, as shown and described.

DESCRIPTION

FIG. 1 is a perspective view of a cigar cutter showing my new design;
FIG. 2 is a front elevational view thereof;
FIG. 3 is a rear elevational view thereof;
FIG. 4 is a left side elevational view thereof, the right side elevational view being a mirror image;
FIG. 5 is a top plan view thereof, the bottom plan view being a mirror image; and,
FIG. 6 is a front elevational view illustrating the cigar cutter in an extended state.

1 Claim, 4 Drawing Sheets



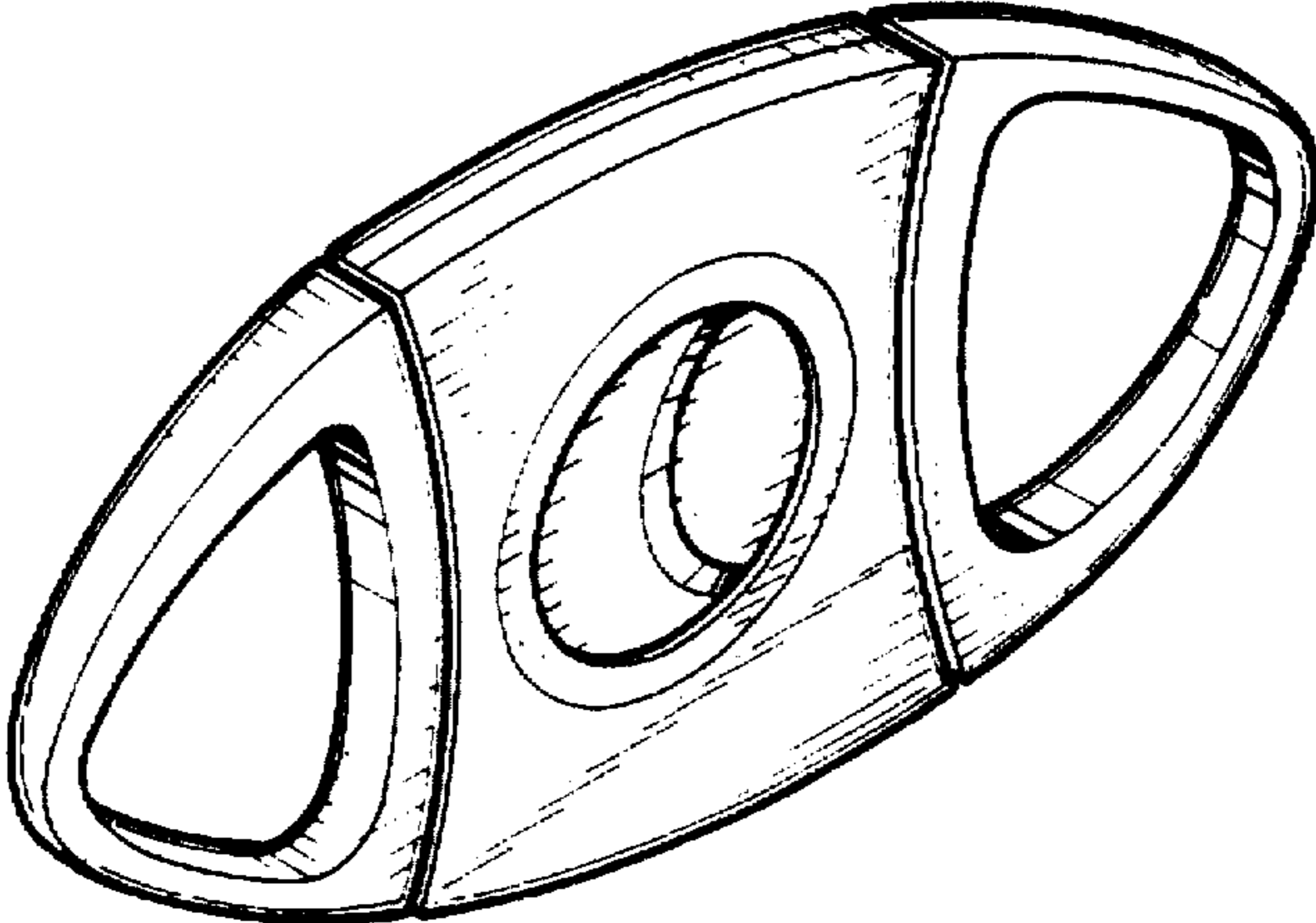


Fig. 1

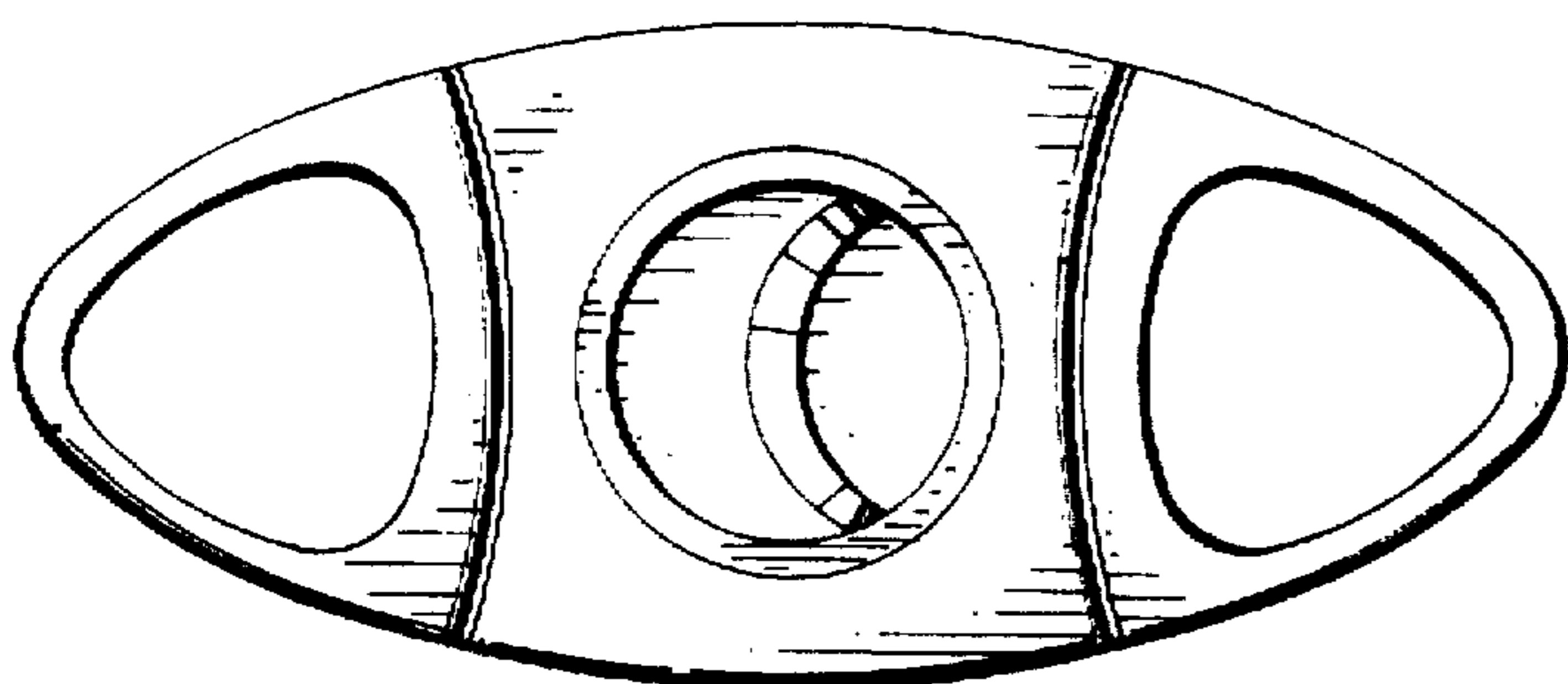


Fig. 2

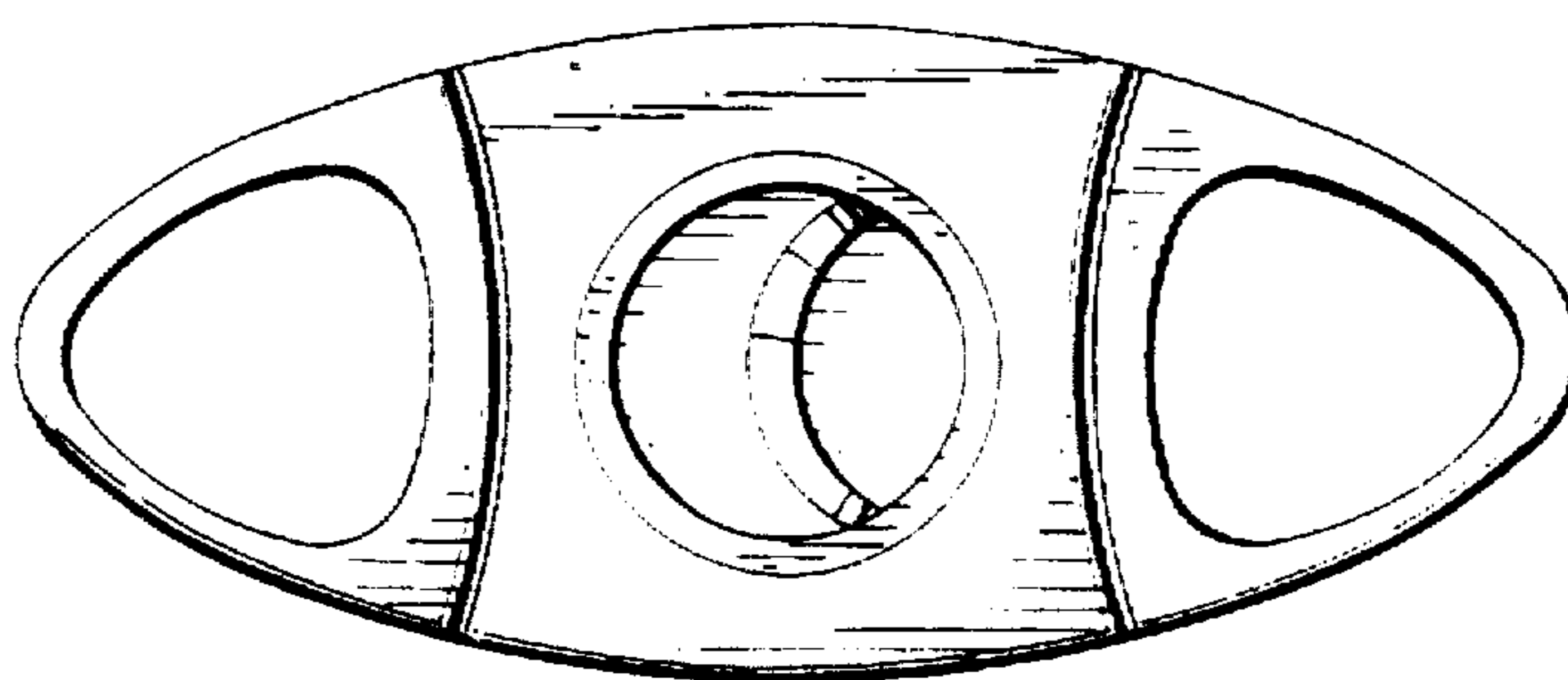


Fig. 3



Fig. 4



Fig. 5

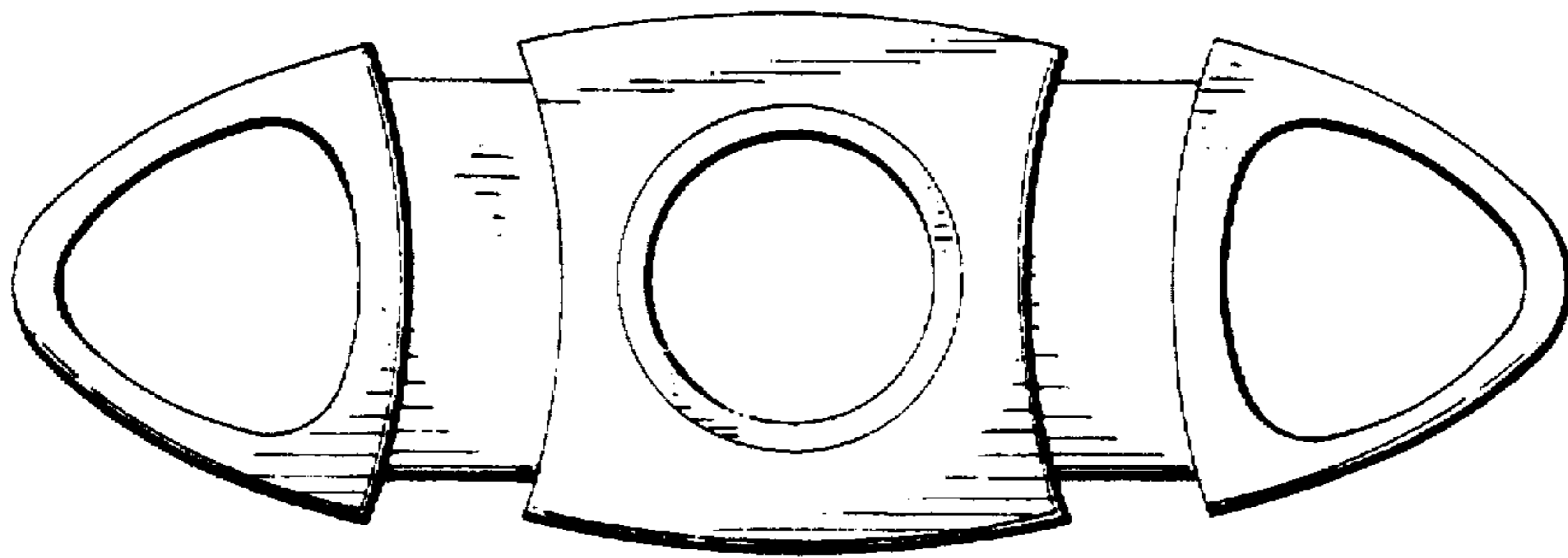


Fig. 6