



US00D396109S

United States Patent [19]

Piche et al.

[11] Patent Number: **Des. 396,109**

[45] Date of Patent: ****Jul. 14, 1998**

[54] **DENTAL EYE-PROTECTIVE SCREEN**

[76] Inventors: **Jean Piche**, 6100 Deacon, apt. 5L,
Montreal Quebec, Canada, H3S 2V6;
Martine Belanger, 9331 Perras, apt. 4,
Montreal Quebec, Canada, H1E 6L8

[**] Term: **14 Years**

[21] Appl. No.: **25,713**

[22] Filed: **Jul. 11, 1994**

[30] **Foreign Application Priority Data**

Jan. 19, 1994 [CA] Canada 1994-0091

[51] **LOC (6) Cl.** **24-02**

[52] **U.S. Cl.** **D24/152; D7/688; D24/232;**
D28/9; D29/108

[58] **Field of Search** D24/232, 152;
D28/9; D29/108; 128/888, 847, 858, 201.24,
201.25, 201.29, 202.27, 205.25, 206.12;
2/11, 9, 174, 173, 206; D7/688

[56] **References Cited**

U.S. PATENT DOCUMENTS

D. 210,183 2/1968 Ross D28/9

D. 225,910	1/1973	Kurianshi	2/9 X
D. 247,449	3/1978	Hannon	D28/9
D. 354,589	1/1995	Rudy	D28/9
3,060,445	10/1962	Brochman	2/9
3,963,034	6/1976	Runberg et al.	2/9
4,837,861	6/1989	Cole	D28/9 X
5,349,967	9/1994	Tennis et al.	132/73 X

Primary Examiner—Louis S. Zarfaz
Assistant Examiner—I. Simmons

[57] CLAIM

The ornamental design for a dental eye-protective screen, as shown and described.

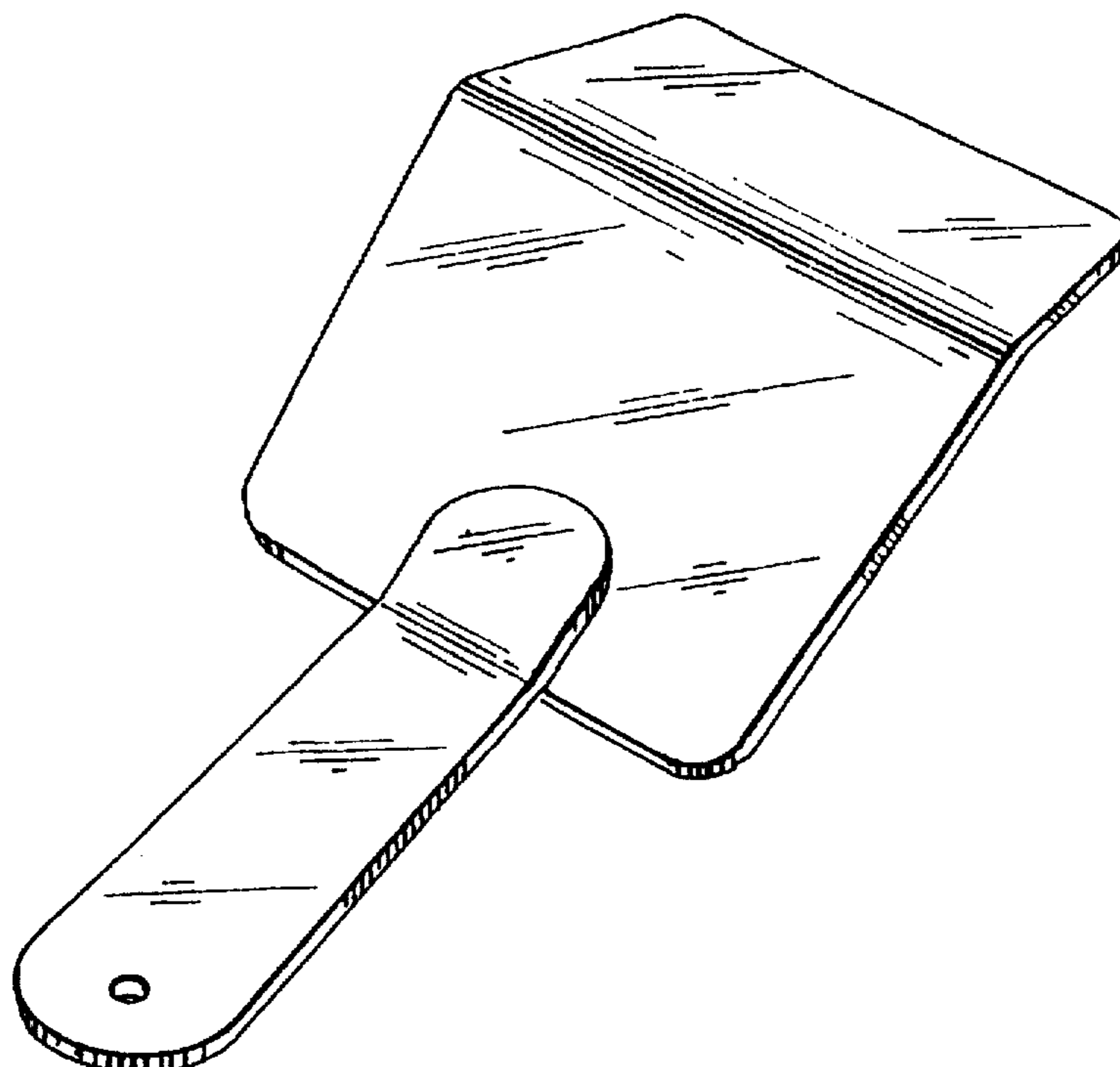
DESCRIPTION

FIG. 1 is a top perspective view of a dental eye-protective screen showing our design;

FIG. 2 is a top plan view thereof; and,

FIG. 3 is a side elevational view thereof, the other side elevational view thereof being a mirror copy of this view.

1 Claim, 2 Drawing Sheets



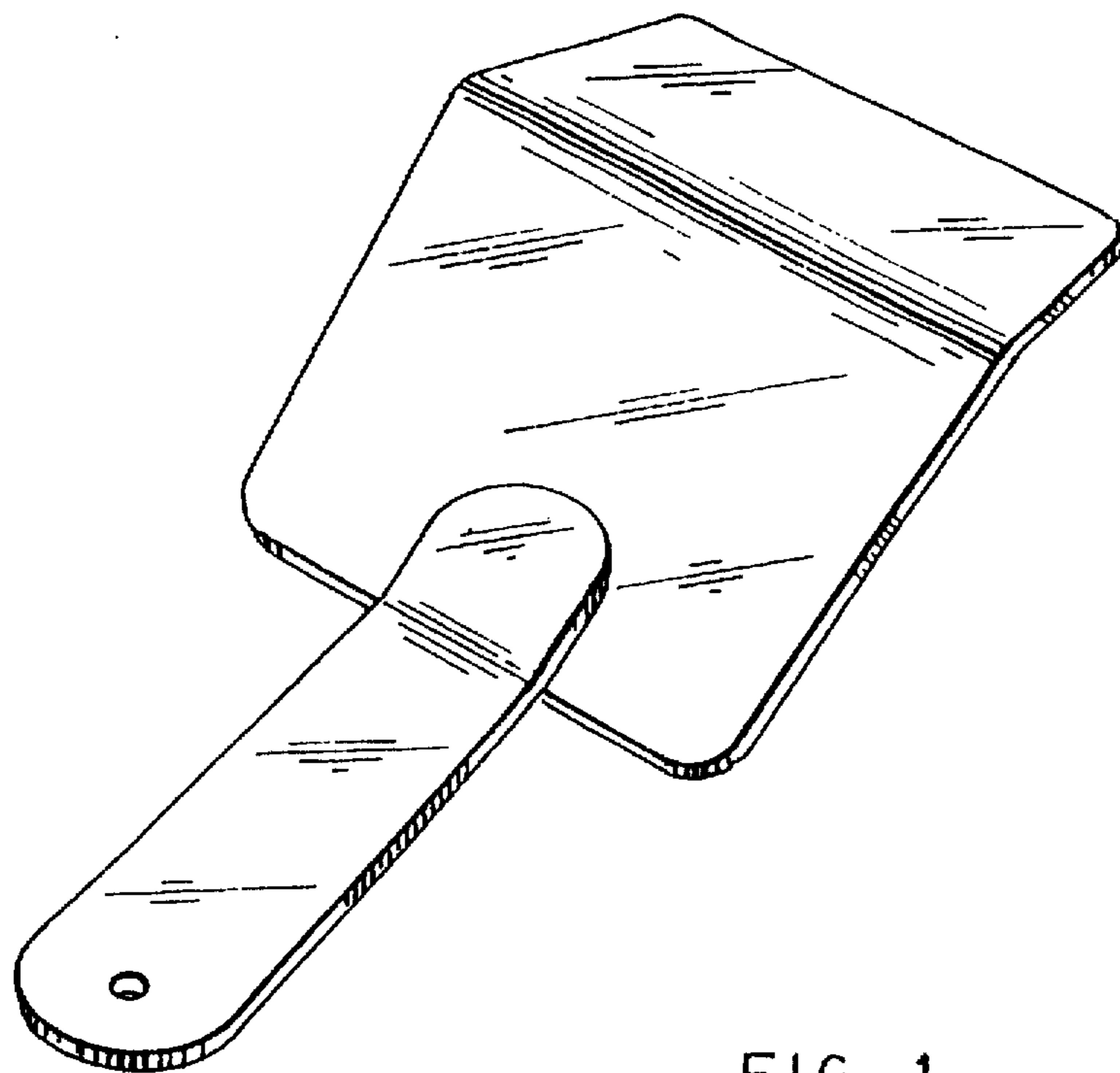


FIG. 1

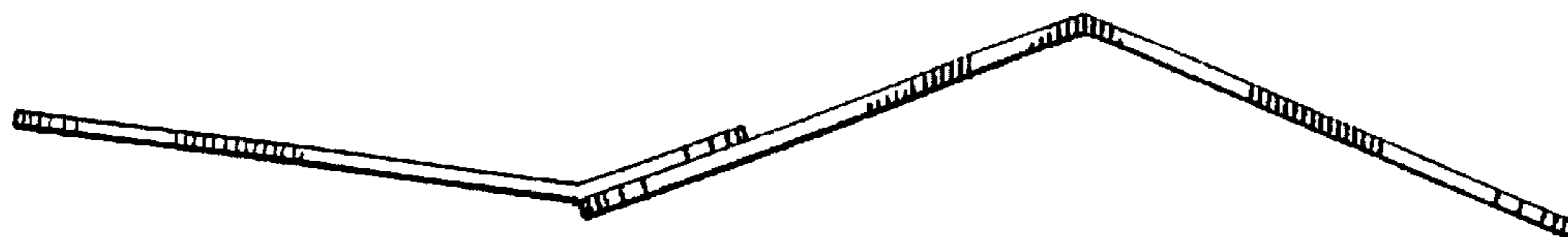


FIG. 3

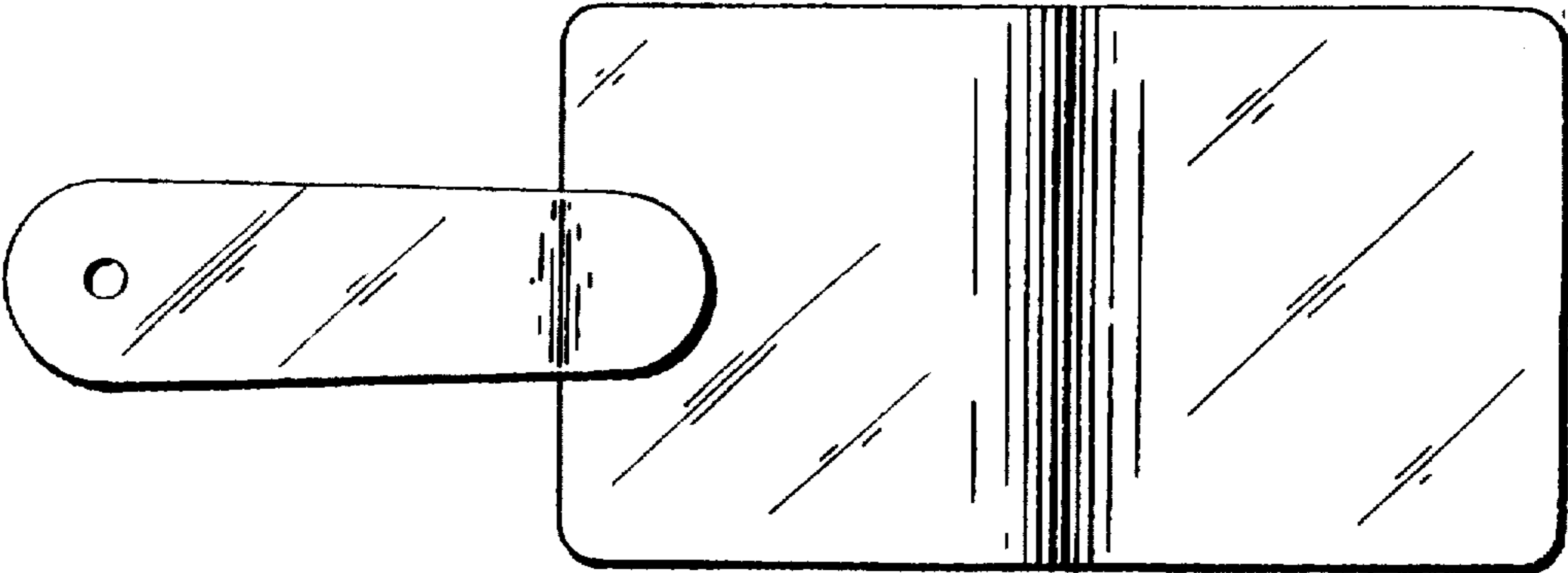


FIG. 2