



US00D396101S

United States Patent [19]
Jaspers-Fayer

[11] **Patent Number: Des. 396,101**
[45] **Date of Patent: **Jul. 14, 1998**

[54] **COMBINED CEILING FAN AND LIGHT FIXTURE**

Primary Examiner—Lisa Lichtenstein
Attorney, Agent, or Firm—Jenkins & Gilchrist, P.C.

[75] **Inventor: Jan Jaspers-Fayer, Idyllwild, Calif.**

[57] **CLAIM**

[73] **Assignee: Minka Lighting Inc., Corona, Calif.**

The ornamental design for a combined ceiling fan and light fixture, as shown and described.

[**] **Term: 14 Years**

[21] **Appl. No.: 35,518**

DESCRIPTION

[22] **Filed: Mar. 1, 1995**

FIG. 1 is a top perspective view of a combined ceiling fan and light fixture showing my new design;

[51] **LOC (6) Cl. 23-04**

FIG. 2 is a bottom perspective view thereof;

[52] **U.S. Cl. D23/377; D23/379; D23/385**

FIG. 3 is a side perspective view thereof, on a slightly reduced scale, all the sides being substantially identical;

[58] **Field of Search D23/377, 379, D23/385, 411, 413; 416/5; 362/96; 392/364; D26/88, 81-86, 51, 59, 72, 73**

FIG. 4 is a top perspective view thereof on an enlarged scale; and,

[56] **References Cited**

FIG. 5 is a bottom perspective view thereof on an enlarged scale.

U.S. PATENT DOCUMENTS




- D. 262,570 1/1982 Lock 416/5
- D. 363,346 10/1995 Wang D23/377

The fan blades have been shown broken-away to indicate indeterminate length.

OTHER PUBLICATIONS

Key Wester Collection Advertising Brochure, p. 1, Ceiling Fan (A), top left side of page, p. 2, Ceiling Fan (B), top left side of page.

1 Claim, 5 Drawing Sheets






FIG. 1

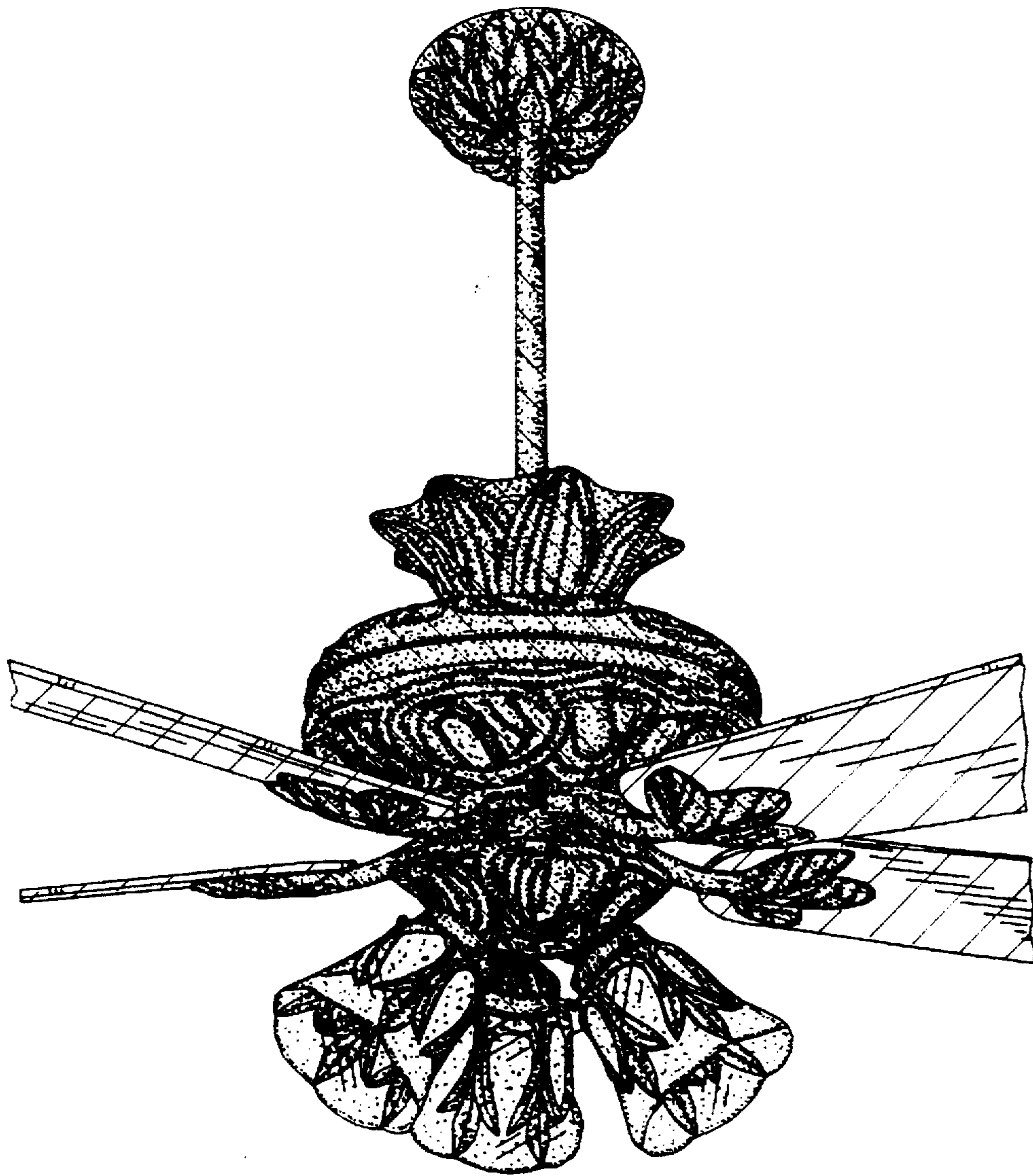


FIG. 2




FIG. 3

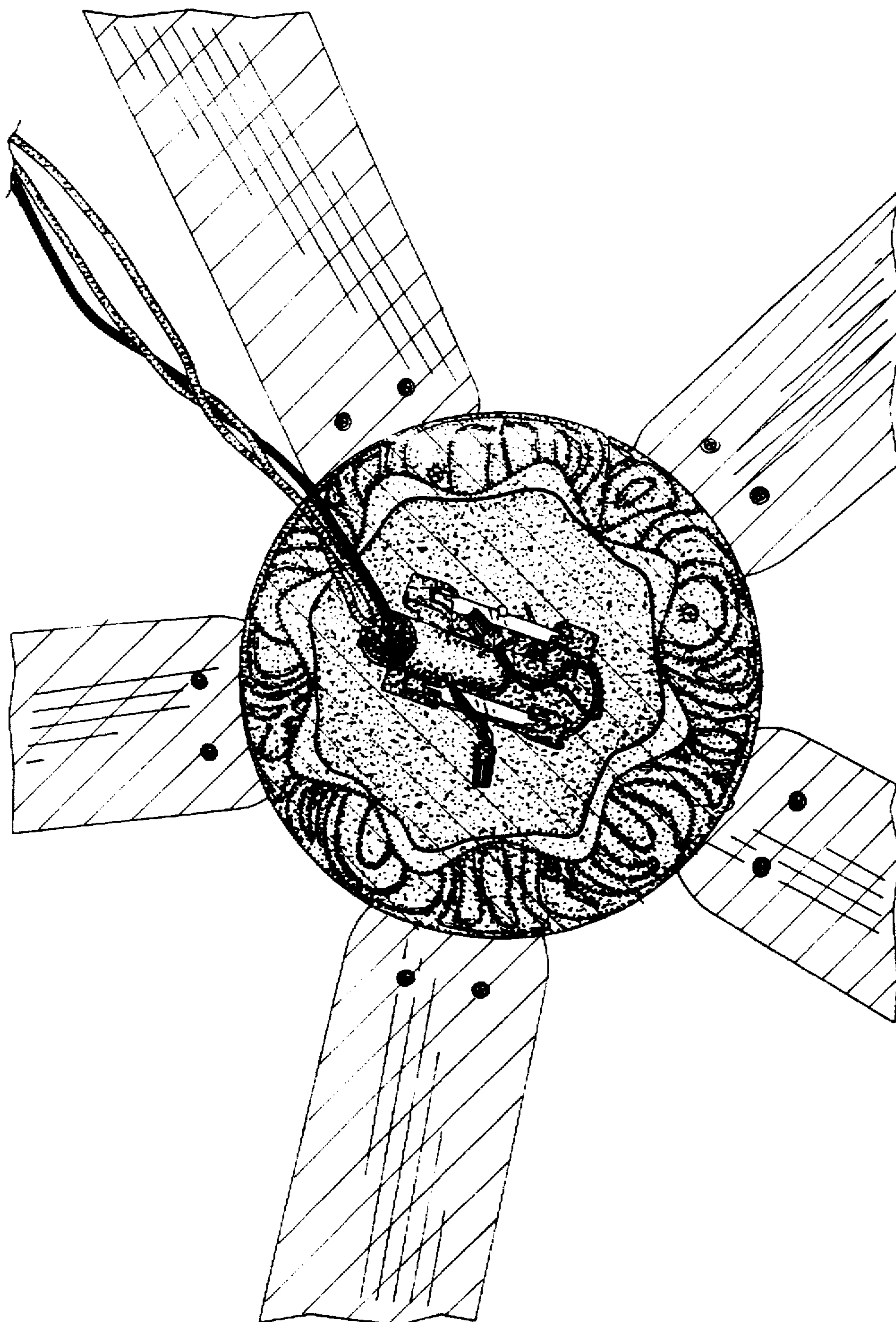


FIG. 4




FIG. 5