



US00D396063S

# United States Patent [19]

Elmer et al.

[11] Patent Number: **Des. 396,063**

[45] Date of Patent: **\*\*Jul. 14, 1998**

[54] **CARD CARRYING BOX WITH LID**  
[76] Inventors: **Gary J. Elmer; Robert V. Wayman,**  
both of 15541 Product La., Huntington  
Bch., Calif. 92649

D. 154,470 7/1949 Gieseler ..... D99/33  
D. 176,539 1/1956 Levine ..... D99/33  
D. 286,600 11/1986 Meyer et al. .... D6/573  
D. 319,344 8/1991 Turley ..... D19/75 X  
D. 327,292 6/1992 Klodt ..... D19/75

[\*\*] Term: **14 Years**

*Primary Examiner*—Martie Thompson  
*Attorney, Agent, or Firm*—James G. O'Neill

[21] Appl. No.: **76,765**

[22] Filed: **Sep. 22, 1997**

## [57] CLAIM

### Related U.S. Application Data

The ornamental design for a card carrying box with lid, as shown and described.

[63] Continuation-in-part of Ser. No. 67,066, Feb. 24, 1997.

## DESCRIPTION

[51] **LOC (6) Cl.** ..... **19-02**  
[52] **U.S. Cl.** ..... **D19/75; D19/76; D19/90;**  
**D6/634; D3/201; D99/33**  
[58] **Field of Search** ..... **D6/407, 626, 629,**  
**D6/631, 634; D19/65, 75, 76, 86, 90, 91,**  
**99, 100; D99/29, 31, 33; 206/425, 449,**  
**215, 494, 37, 39; 211/50; D3/201; D9/420,**  
**430**


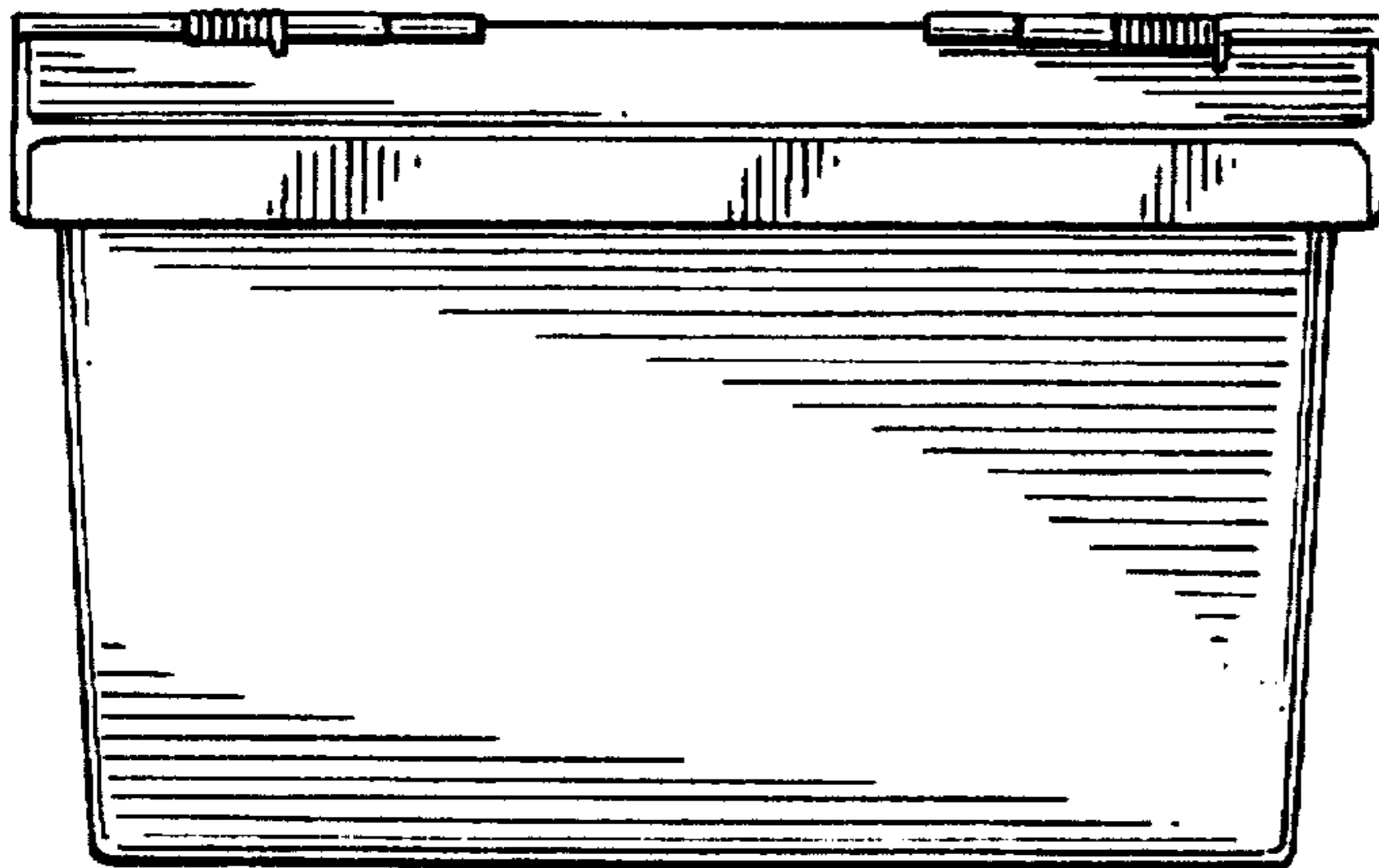
FIG. 1 is a top plan view of our card carrying box with lid, illustrating our new design;  
FIG. 2 is a front elevational view of FIG. 1;  
FIG. 3 is a side elevational view of FIG. 1; the other side being a mirror image thereof;  
FIG. 4 is a rear elevational view of FIG. 1; and,  
FIG. 5 is a bottom plan view of FIG. 1.

## [56] References Cited

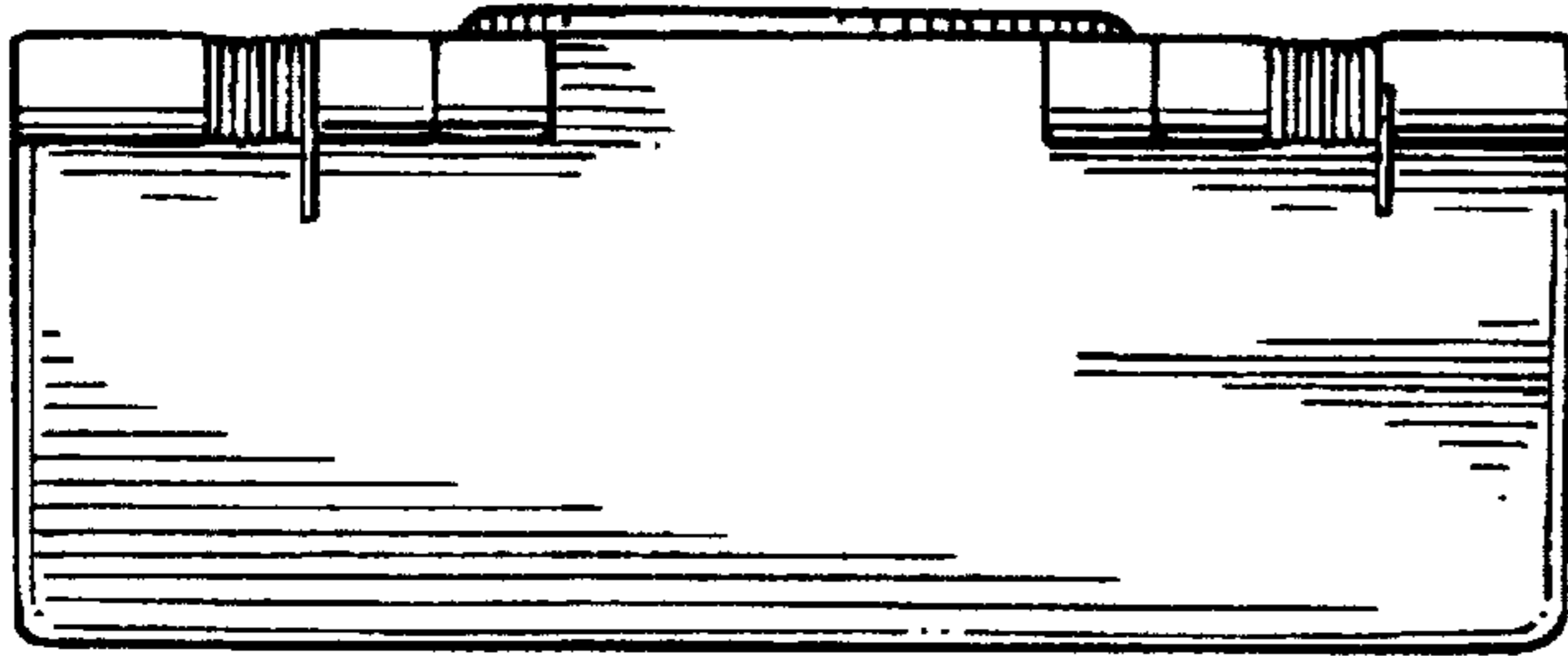
### U.S. PATENT DOCUMENTS

D. 148,958 3/1948 Robinette ..... D99/33

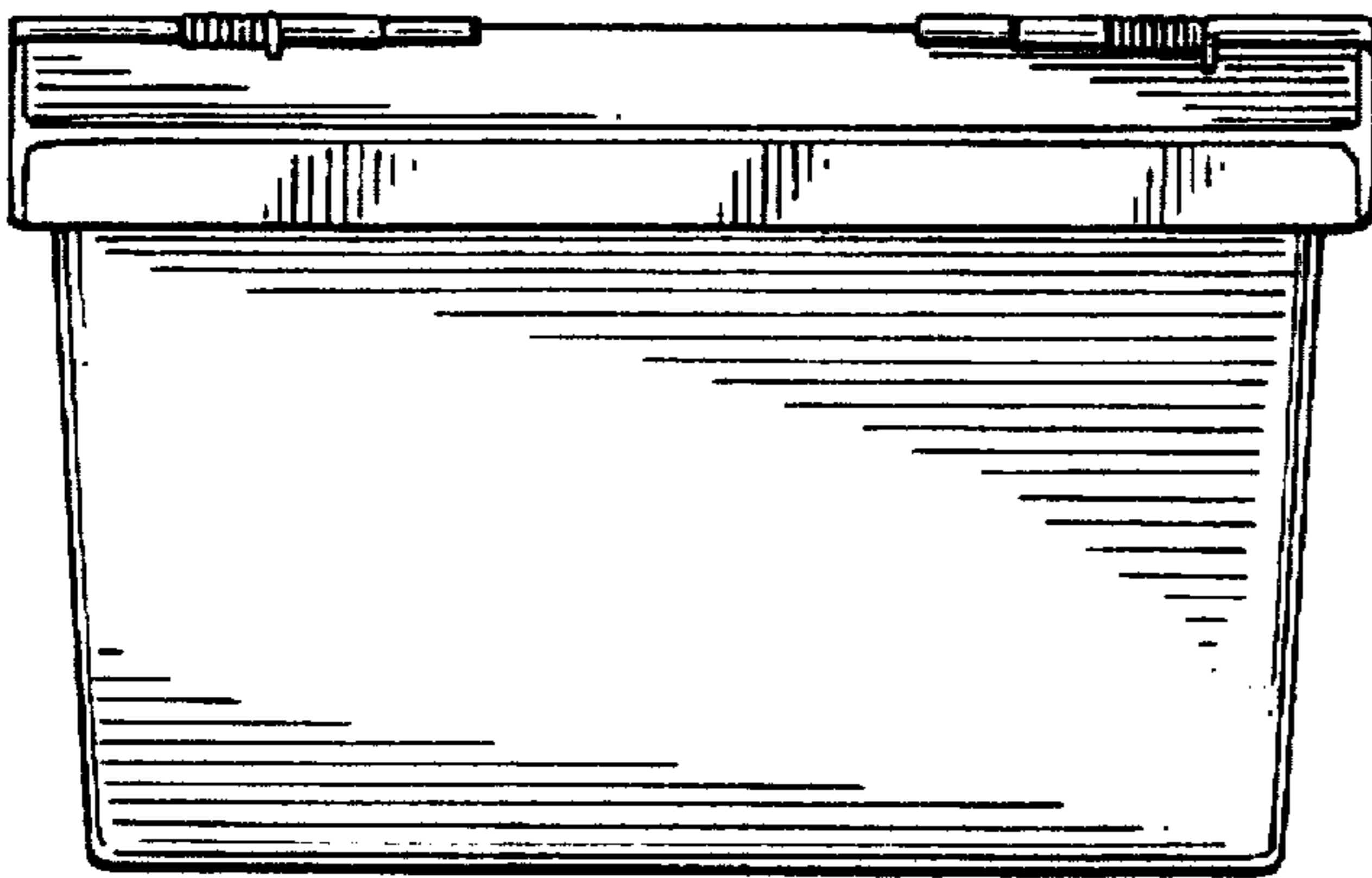
**1 Claim, 1 Drawing Sheet**




*FIG. 1*



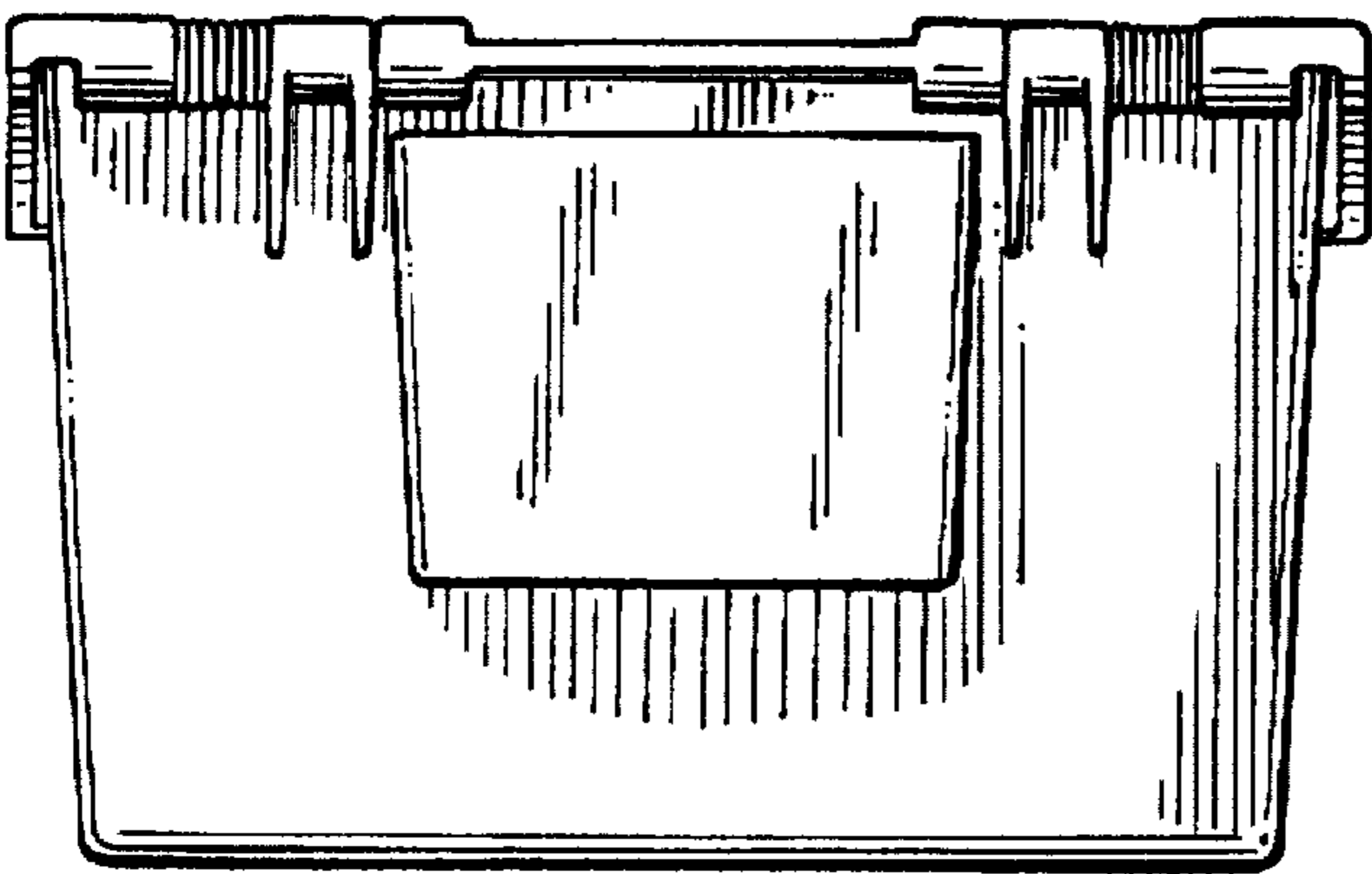
*FIG. 2*



*FIG. 3*



*FIG. 4*



*FIG. 5*

