



US00D396060S

**United States Patent** [19]  
**Gilbride**

[11] **Patent Number:** **Des. 396,060**  
[45] **Date of Patent:** **\*\*Jul. 14, 1998**

[54] **SHEET MATERIAL WITH THE PERIODIC CIRCLE OF THE ELEMENTS**  
[76] **Inventor:** **Richard G. Gilbride**, P.O. Box 1034,  
West Tisbury, Mass. 02575  
[\*\*] **Term:** **14 Years**  
[21] **Appl. No.:** **53,991**  
[22] **Filed:** **May 2, 1996**  
[51] **LOC (6) Cl.** ..... **19-07**  
[52] **U.S. Cl.** ..... **D19/59; D19/1; 434/282**  
[58] **Field of Search** ..... **D19/59-64, 1,**  
**D19/6; D10/22; 434/282, 281, 280, 128;**  
**395/161; 364/496**

C. Janet, Chem. News, vol. 138 (1929) p. 373.  
1928 C. Janet in "Graphic Representations of the Periodic System During One Hundred Years", E.G. Mazurs, 1974, p. 89.  
C. Janet, Chem. News, vol. 138 (1929) p. 389.  
1947 C.A. Zappfe in Mazurs, p. 114.  
L. Sibaiya, Am. J. Phys., vol. 9 (1941) p. 122.  
1941 L. Sibaiya in Mazurs, p. 124.  
F. Scheele, Z. Naturforsch., vol. 5a (1950) p. 12.  
1950 F. Scheele in Mazurs, p. 133.  
*Fisher Scientific Co.*, 1964 Periodic Chart of the Elements.

*Primary Examiner*—Pamela J. Burgess

[57] **CLAIM**

The ornamental design for a sheet material with the periodic circle of the elements, as shown and described.

[56] **References Cited**

**U.S. PATENT DOCUMENTS**

D. 102,135 12/1936 Goshom ..... D19/64  
2,492,563 12/1949 Flickinger et al. .... 434/282 X  
3,374,555 3/1968 Hart ..... 434/282  
3,390,468 7/1968 Mitchell ..... 434/282  
3,960,046 6/1976 Choong ..... D19/59 X

**FOREIGN PATENT DOCUMENTS**

268145 10/1913 Germany ..... 434/282

**OTHER PUBLICATIONS**

1870 H. Baumhauer in "The Periodic System of the Chemical Elements", J.W. van Spronsen, 1969, p. 141.  
B.K. Emerson, Am. Chem. J., vol. 45 (1911) p. 161.

**DESCRIPTION**

FIG. 1 is a front elevational view of sheet material with the periodic circle of the elements showing my new design, the undisclosed rear being flat and plain and is understood to be of no substantial thickness;

FIG. 2 is an enlarged fragmentary view of a portion of the central area shown in FIG. 1 for clarity of disclosure; and, FIG. 3 is an enlarged fragmentary view of one of the circular elements shown in FIG. 1 for clarity of disclosure.

For ease of illustration, the detail of some of the smaller indicia not shown in FIG. 1 due to the scale at which FIG. 1 was rendered, is shown in FIGS. 2 and 3.

**1 Claim, 3 Drawing Sheets**

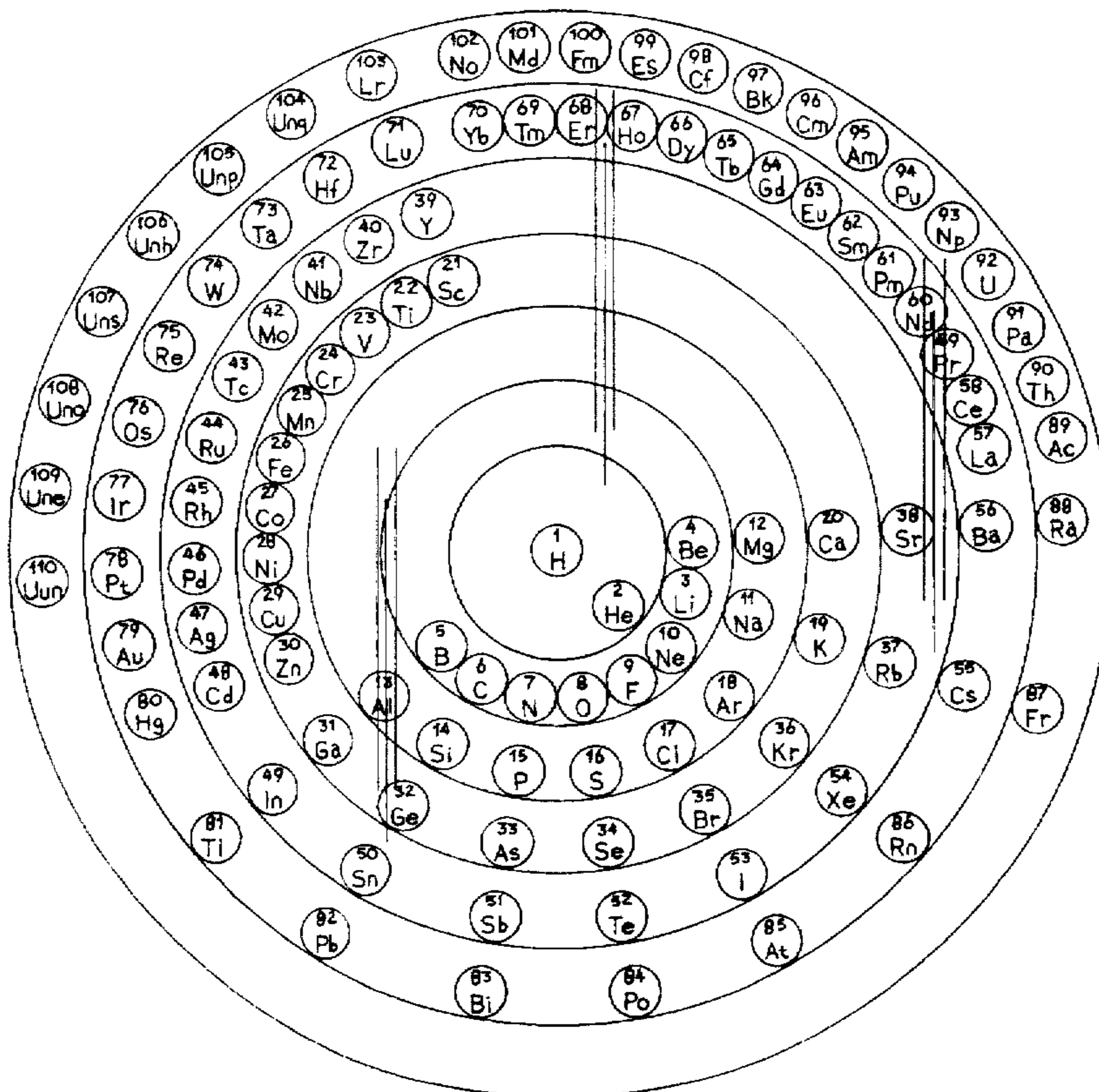


FIG. 1

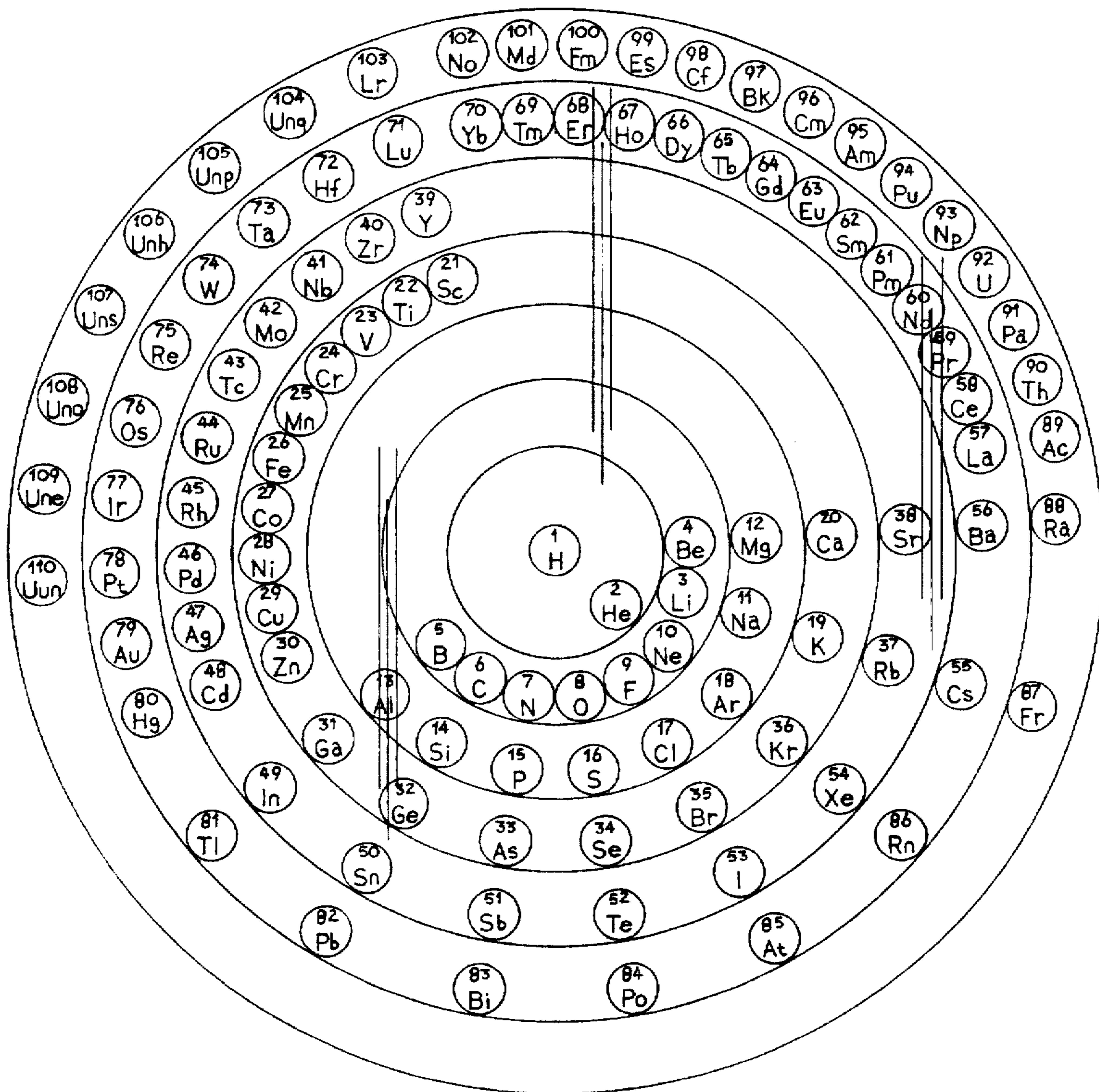




FIG. 2

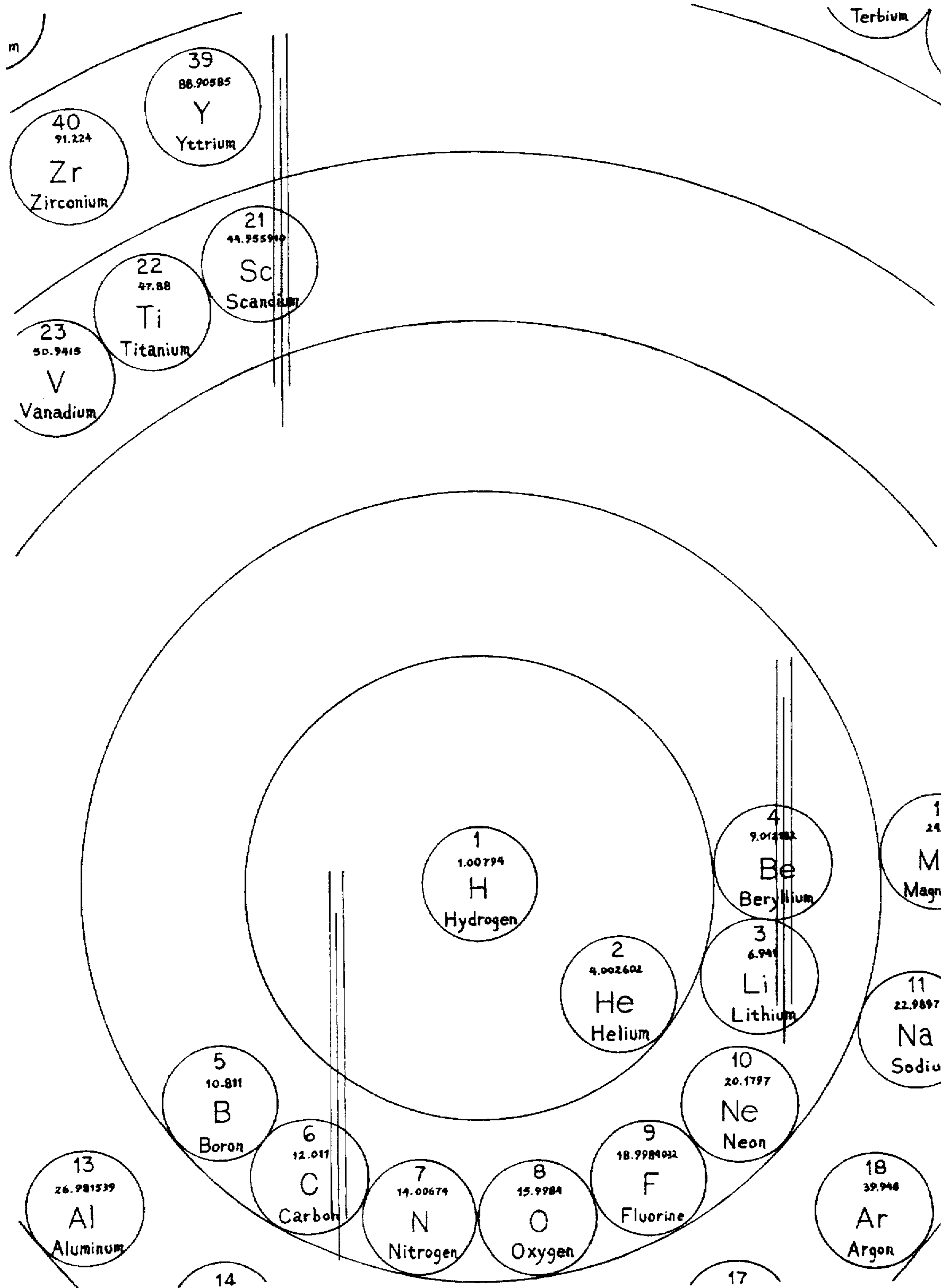


FIG. 3

